CITY OF CHICAGO
ECONOMIC DISCLOSURE STATEMENT and AFFIDAVIT
Related to Contract/Amendment/Solicitation
EDS # 164880

SECTION I -- GENERAL INFORMATION

A. Legal name of the Disclosing Party submitting the EDS:

MAT Construction Leasing, Inc.

Enter d/b/a if applicable:

MAT Construction Company, Inc.

The Disclosing Party submitting this EDS is:

the Applicant

B. Business address of the Disclosing Party:

4450 S Morgan Street
Chicago, IL 60609
United States

C. Telephone:

773-254-5435

Fax:

1-773-254-7195

D. Name of contact person:

Mr. Craig Ronald Ockerlund

F. Brief description of contract, transaction or other undertaking (referred to below as the "Matter") to which this EDS pertains:

1204790: Arterial Street Resurfacing Far South Area-Project No. 94

G. Which City agency or department is requesting this EDS?

DEPT OF PROCUREMENT SERVICES

Specification Number

1204790

Contract (PO) Number

172055

Revision Number

0

Release Number

0

User Department Project Number

SECTION II -- DISCLOSURE OF OWNERSHIP INTERESTS

A. NATURE OF THE DISCLOSING PARTY

1. Indicate the nature of the Disclosing Party:

Privately held business corporation

Is the Disclosing Party incorporated or organized in the State of Illinois?

Yes

B. DISCLOSING PARTY IS A LEGAL ENTITY:

1.a.1 Does the Disclosing Party have any directors?

Yes

1.a.3 List below the full names and titles of all executive officers and all directors, if any, of the entity. Do not include any directors who have no power to select the entity's officers.

Officer/Director:	Mr. Michael Tadin Jr
Title:	President
Role:	Director

Officer/Director:	Mr. Craig Ronald Ockerlund
Title:	Vice President
Role:	Officer

---

2. Ownership Information

Please provide ownership information concerning each person or entity that holds, or is anticipated to hold (see next paragraph), a direct or indirect beneficial interest in excess of 7.5% of the Applicant. Examples of such an interest include shares in a corporation, partnership interest in a partnership or joint venture, interest of a member or manager in a limited liability company, or interest of a beneficiary of a trust, estate, or other similar entity. Note: Each legal entity below may be required to submit an EDS on its own behalf.

Please disclose present owners below. Please disclose anticipated owners in an attachment submitted through the "Additional Info" tab. "Anticipated owner" means an individual or entity in existence at the time application for City action is made, which is not an applicant or owner at such time, but which the applicant expects to assume a legal status, within six months of the time the City action occurs, that would render such individual or entity an applicant or owner if they had held such legal status at the time application was made.

- Mr. Michael Tadin Jr - 100.0%

Owner Details

Name	Business Address
Mr. Michael Tadin Jr	4450 S Morgan Street Chicago, IL United States

SECTION III -- INCOME OR COMPENSATION TO, OR OWNERSHIP BY, CITY ELECTED OFFICIALS

A. Has the Disclosing Party provided any income or compensation to any City elected official during the 12-month period preceding the date of this EDS?

No

B. Does the Disclosing Party reasonably expect to provide any income or compensation to any City elected official during the 12-month period following the date of this EDS?

No

D. Does any City elected official or, to the best of the Disclosing Party's knowledge after reasonable inquiry, any City elected official's spouse or domestic partner, have a financial interest (as defined in Chapter 2-156 of the Municipal Code ("MCC")) in the Disclosing Party?

No

SECTION IV -- DISCLOSURE OF SUBCONTRACTORS AND OTHER RETAINED PARTIES

The Disclosing Party must disclose the name and business address of each subcontractor, attorney, lobbyist (as defined in MCC Chapter 2-156), accountant, consultant and any other person or entity whom the Disclosing Party has retained or expects to retain in connection with the Matter, as well as the nature of the relationship, and the total amount of the fees paid or estimated to be paid. The Disclosing Party is not required to disclose employees who are paid solely through the Disclosing Party's regular payroll.

If the Disclosing Party is uncertain whether a disclosure is required under this Section, the Disclosing Party must either ask the City whether disclosure is required or make the disclosure.

1. Has the Disclosing Party retained or does it anticipate retaining any legal entities in connection with the Matter?

Yes

2. List below the names of all legal entities which are retained parties.

Name:	Rula's Enterprises, Inc.
Anticipated/Retained:	Anticipated
Business Address:	1030 South LaGrange Road Office #4 LaGrange, IL 60525 United States
Relationship:	Subcontractor - MWDBE
Fees ($$ or %):	$2,833,710.20
Estimated/Paid:	Estimated

---

3. Has the Disclosing Party retained or does it anticipate retaining any persons in connection with the Matter?

No

SECTION V -- CERTIFICATIONS

A. COURT-ORDERED CHILD SUPPORT COMPLIANCE

Under MCC Section 2-92-415, substantial owners of business entities that contract with the City must remain in compliance with their child support obligations throughout the contract's term.

Has any person who directly or indirectly owns 10% or more of the Disclosing Party been declared in arrearage of any child support obligations by any Illinois court of competent jurisdiction?

No

B. FURTHER CERTIFICATIONS

1. [This certification applies only if the Matter is a contract being handled by the City's Department of Procurement Services.] In the 5-year period preceding the date of this EDS, neither the Disclosing Party nor any Affiliated Entity has engaged, in connection with the performance of any public contract, the services of an integrity monitor, independent private sector inspector general, or integrity compliance consultant (i.e. an individual or entity with legal, auditing, investigative, or other similar skills, designated by a public agency to help the agency monitor the activity of specified agency vendors as well as help the vendors reform their business practices so they can be considered for agency contracts in the future, or continue with a contract in progress).

I certify the above to be true

2. The Disclosing Party and its Affiliated Entities are not delinquent in the payment of any fine, fee, tax or other source of indebtedness owed to the City of Chicago, including, but not limited to, water and sewer charges, license fees, parking tickets, property taxes and sales taxes, nor is the Disclosing Party delinquent in the payment of any tax administered by the Illinois Department of Revenue.

I certify the above to be true

3. The Disclosing Party and, if the Disclosing Party is a legal entity, all of those persons or entities identified in Section II(B)(1) of this EDS:

a. are not presently debarred, suspended, proposed for debarment, declared ineligible or voluntarily excluded from any transactions by any federal, state or local unit of government;
b. have not, during the 5 years before the date of this EDS, been convicted of a criminal offense, adjudged guilty, or had a civil judgment rendered against them in connection with: obtaining, attempting to obtain, or performing a public (federal, state or local) transaction or contract under a public transaction; a violation of federal or state antitrust statutes; fraud; embezzlement; theft; forgery; bribery; falsification or destruction of records; making false statements; or receiving stolen property;
c. are not presently indicted for, or criminally or civilly charged by, a governmental entity (federal, state or local) with committing any of the offenses set forth in subparagraph (b) above;
d. have not, during the 5 years before the date of this EDS, had one or more public transactions (federal, state or local) terminated for cause or default; and
e. have not, during the 5 years before the date of this EDS, been convicted, adjudged guilty, or found liable in a civil proceeding, or in any criminal or civil action, including actions concerning environmental violations, instituted by the City or by the federal government, any state, or any other unit of local government.

I certify the above to be true

4. The Disclosing Party understands and shall comply with the applicable requirements of MCC Chapter 2-56 (Inspector General) and Chapter 2-156 (Governmental Ethics).

I certify the above to be true

5. Neither the Disclosing Party, nor any Contractor, nor any Affiliated Entity of either the Disclosing Party or any Contractor, nor any Agents have, during the 5 years before the date of this EDS, or, with respect to a Contractor, an Affiliated Entity, or an Affiliated Entity of a Contractor during the 5 years before the date of such Contractor's or Affiliated Entity's contract or engagement in connection with the Matter:

a. bribed or attempted to bribe, or been convicted or adjudged guilty of bribery or attempting to bribe, a public officer or employee of the City, the State of Illinois, or any agency of the federal government or of any state or local government in the United States of America, in that officer's or employee's official capacity;
b. agreed or colluded with other bidders or prospective bidders, or been a party to any such agreement, or been convicted or adjudged guilty of agreement or collusion among bidders or prospective bidders, in restraint of freedom of competition by agreement to bid a fixed price or otherwise; or
c. made an admission of such conduct described in subparagraph (a) or (b) above that is a matter of record, but have not been prosecuted for such conduct; or

d. violated the provisions referenced in MCC Subsection 2-92-320(a)(4)(Contracts Requiring a Base Wage); (a)(5)(Debarment Regulations); or (a)(6)(Minimum Wage Ordinance).

I certify the above to be true

6. Neither the Disclosing Party, nor any Affiliated Entity or Contractor, or any of their employees, officials, agents or partners, is barred from contracting with any unit of state or local government as a result of engaging in or being convicted of

- bid-rigging in violation of 720 ILCS 5/33E-3;
- bid-rotating in violation of 720 ILCS 5/33E-4; or
- any similar offense of any state or of the United States of America that contains the same elements as the offense of bid-rigging or bid-rotating.

I certify the above to be true

7. Neither the Disclosing Party nor any Affiliated Entity is listed on a Sanctions List maintained by the United States Department of Commerce, State, or Treasury, or any successor federal agency.

I certify the above to be true

8. [FOR APPLICANT ONLY]

i. Neither the Applicant nor any "controlling person" [see MCC Chapter 1-23, Article I for applicability and defined terms] of the Applicant is currently indicted or charged with, or has admitted guilt of, or has ever been convicted of, or placed under supervision for, any criminal offense involving actual, attempted, or conspiracy to commit bribery, theft, fraud, forgery, perjury, dishonesty or deceit against an officer or employee of the City or any "sister agency" ; and
ii. the Applicant understands and acknowledges that compliance with Article I is a continuing requirement for doing business with the City.

NOTE: If MCC Chapter 1-23, Article I applies to the Applicant, that Article's permanent compliance timeframe supersedes 5-year compliance timeframes in this Section V.

I certify the above to be true

9. [FOR APPLICANT ONLY] The Applicant and its Affiliated Entities will not use, nor permit their subcontractors to use, any facility listed as having an active exclusion by the U.S. EPA on the federal System for Award Management ("SAM")

I certify the above to be true

10. [FOR APPLICANT ONLY] The Applicant will obtain from any contractors/ subcontractors hired or to be hired in connection with the Matter certifications equal in

form and substance to those in Certifications (2) and (9) above and will not, without the prior written consent of the City, use any such contractor/subcontractor that does not provide such certifications or that the Applicant has reason to believe has not provided or cannot provide truthful certifications.

I certify the above to be true

11. To the best of the Disclosing Party's knowledge after reasonable inquiry, the following is a complete list of all current employees of the Disclosing Party who were, at any time during the 12-month period preceding the date of this EDS, an employee, or elected or appointed official, of the City of Chicago.

None

12. To the best of the Disclosing Party's knowledge after reasonable inquiry, the following is a complete list of all gifts that the Disclosing Party has given or caused to be given, at any time during the 12-month period preceding the execution date of this EDS, to an employee, or elected or appointed official, of the City of Chicago. For purposes of this statement, a "gift" does not include: (i) anything made generally available to City employees or to the general public, or (ii) food or drink provided in the course of official City business and having a retail value of less than $25 per recipient, or (iii) a political contribution otherwise duly reported as required by law.

None

C. CERTIFICATION OF STATUS AS FINANCIAL INSTITUTION

The Disclosing Party certifies, as defined in MCC Section 2-32-455(b), the Disclosing Party

is not a "financial institution"

D. CERTIFICATION REGARDING FINANCIAL INTEREST IN CITY BUSINESS

Any words or terms defined in MCC Chapter 2-156 have the same meanings if used in this Part D.

1. In accordance with MCC Section 2-156-110: To the best of the Disclosing Party's knowledge after reasonable inquiry, does any official or employee of the City have a financial interest in his or her own name or in the name of any other person or entity in the Matter?

No

E. CERTIFICATION REGARDING SLAVERY ERA BUSINESS

If the Disclosing Party cannot make this verification, the Disclosing Party must disclose all required information in the space provided below or in an attachment in the "Additional Info" tab. Failure to comply with these disclosure requirements may make any contract entered into with the City in connection with the Matter voidable by the City.

The Disclosing Party verifies that the Disclosing Party has searched any and all records of the Disclosing Party and any and all predecessor entities regarding records of investments or profits from slavery or slaveholder insurance policies during the slavery era (including insurance policies issued to slaveholders that provided coverage for damage to or injury or death of their slaves), and the Disclosing Party has found no such records.

I can make the above verification

SECTION VI -- CERTIFICATIONS FOR FEDERALLY FUNDED MATTERS

Is the Matter federally funded? For the purposes of this Section VI, tax credits allocated by the City and proceeds of debt obligations of the City are not federal funding.

Yes

A. CERTIFICATION REGARDING LOBBYING

1.a Are there any persons who have made lobbying contacts on behalf of the Disclosing Party with respect to the Matter?

No

1.c. Are there any legal entities who have made lobbying contacts on behalf of the Disclosing Party with respect to the Matter?

No

2. The Disclosing Party has not spent and will not expend any federally appropriated funds to pay any person or entity listed in paragraph A(1) above for his or her lobbying activities or to pay any person or entity to influence or attempt to influence an officer or employee of any agency, as defined by applicable federal law, a member of Congress, an officer or employee of Congress, or an employee of a member of Congress, in connection with the award of any federally funded contract, making any federally funded grant or loan, entering into any cooperative agreement, or to extend, continue, renew, amend, or modify any federally funded contract, grant, loan, or cooperative agreement.

I certify to the above.

3. The Disclosing Party will submit an updated certification at the end of each calendar quarter in which there occurs any event that materially affects the accuracy of the statements and information set forth in paragraphs A(1) and A(2) above.

I certify to the above.

4. The Disclosing Party certifies that either:

i. it is not an organization described in section 501(c)(4) of the Internal Revenue Code of 1986 or
ii. it is an organization described in section 501(c)(4) of the Internal Revenue Code of 1986 but has not engaged and will not engage in "Lobbying Activities," as that term is defined in the Lobbying Disclosure Act of 1995, as amended.

I certify to the above.

5. If the Disclosing Party is the Applicant, the Disclosing Party must obtain certifications equal in form and substance to paragraphs A(1) through A(4) above from all subcontractors before it awards any subcontract and the Disclosing Party must maintain all such subcontractors' certifications for the duration of the Matter and must make such certifications promptly available to the City upon request.

I certify to the above.

B. CERTIFICATION REGARDING EQUAL EMPLOYMENT OPPORTUNITY

If the Matter is federally funded, federal regulations require the Applicant and all proposed subcontractors to submit the following information with their bids or in writing at the outset of negotiations.

1. Have you developed and do you have on file affirmative action programs pursuant to applicable federal regulations? (See 41 CFR Part 60-2.)

Not applicable because disclosing party has fewer than 50 employees

2. Have you filed with the Joint Reporting Committee, the Director of the Office of Federal Contract Compliance Programs, or the Equal Employment Opportunity Commission all reports due under the applicable filing requirements?

Reports not required

3. Have you participated in any previous contracts or subcontracts subject to the equal opportunity clause?

No

SECTION VII - FURTHER ACKNOWLEDGMENTS AND CERTIFICATION

The Disclosing Party understands and agrees that:

A. The certifications, disclosures, and acknowledgments contained in this EDS will become part of any contract or other agreement between the Applicant and the City in connection with the Matter, whether procurement, City assistance, or other City action, and are material inducements to the City's execution of any contract or taking other action with respect to the Matter. The Disclosing Party understands that it must comply with all statutes, ordinances, and regulations on which this EDS is based.

B. The City's Governmental Ethics Ordinance, MCC Chapter 2-156, imposes certain duties and obligations on persons or entities seeking City contracts, work, business, or transactions. The full text of this ordinance and a training program is available on line at www.cityofchicago.org/Ethics, and may also be obtained from the City's Board of Ethics, 740 N. Sedgwick St., Suite 500, Chicago, IL 60610, (312) 744-9660. The Disclosing Party must comply fully with this ordinance.

I acknowledge and consent to the above

The Disclosing Party understands and agrees that:

C. If the City determines that any information provided in this EDS is false, incomplete or inaccurate, any contract or other agreement in connection with which it is submitted may be rescinded or be void or voidable, and the City may pursue any remedies under the contract or agreement (if not rescinded or void), at law, or in equity, including terminating the Disclosing Party's participation in the Matter and/ or declining to allow the Disclosing Party to participate in other City transactions. Remedies at law for a false statement of material fact may include incarceration and an award to the City of treble damages.

D. It is the City's policy to make this document available to the public on its Internet site and/or upon request. Some or all of the information provided in, and appended to, this EDS may be made publicly available on the Internet, in response to a Freedom of Information Act request, or otherwise. By completing and signing this EDS, the Disclosing Party waives and releases any possible rights or claims which it may have against the City in connection with the public release of information contained in this EDS and also authorizes the City to verify the accuracy of any information submitted in this EDS.

E. The information provided in this EDS must be kept current. In the event of changes, the Disclosing Party must supplement this EDS up to the time the City takes action on the Matter. If the Matter is a contract being handled by the City's Department of Procurement Services, the Disclosing Party must update this EDS as the contract requires. NOTE: With respect to Matters subject to MCC Chapter 1-23, Article I (imposing PERMANENT INELIGIBILITY for certain specified offenses), the

information provided herein regarding eligibility must be kept current for a longer period, as required by MCC Chapter 1-23 and Section 2-154-020.

I acknowledge and consent to the above

APPENDIX A - FAMILIAL RELATIONSHIPS WITH ELECTED CITY OFFICIALS AND DEPARTMENT HEADS

This Appendix is to be completed only by (a) the Applicant, and (b) any legal entity which has a direct ownership interest in the Applicant exceeding 7.5%. It is not to be completed by any legal entity which has only an indirect ownership interest in the Applicant.

Under MCC Section 2-154-015, the Disclosing Party must disclose whether such Disclosing Party or any "Applicable Party" or any Spouse or Domestic Partner thereof currently has a "familial relationship" with any elected city official or department head. A "familial relationship" exists if, as of the date this EDS is signed, the Disclosing Party or any "Applicable Party" or any Spouse or Domestic Partner thereof is related to the mayor, any alderman, the city clerk, the city treasurer or any city department head as spouse or domestic partner or as any of the following, whether by blood or adoption: parent, child, brother or sister, aunt or uncle, niece or nephew, grandparent, grandchild, father-in-law, mother-in-law, son-in-law, daughter-in-law, stepfather or stepmother, stepson or stepdaughter, stepbrother or stepsister or half-brother or half-sister.

"Applicable Party" means (1) all executive officers of the Disclosing Party listed in Section II.B.1.a, if the Disclosing Party is a corporation; all partners of the Disclosing Party, if the Disclosing Party is a general partnership; all general partners and limited partners of the Disclosing Party, if the Disclosing Party is a limited partnership; all managers, managing members and members of the Disclosing Party, if the Disclosing Party is a limited liability company; (2) all principal officers of the Disclosing Party; and (3) any person having more than a 7.5% ownership interest in the Disclosing Party. "Principal officers" means the president, chief operating officer, executive director, chief financial officer, treasurer or secretary of a legal entity or any person exercising similar authority.

Does the Disclosing Party or any "Applicable Party" or any Spouse or Domestic Partner thereof currently have a "familial relationship" with an elected city official or department head?

No

APPENDIX B - BUILDING CODE SCOFFLAW/PROBLEM LANDLORD CERTIFICATION

This Appendix is to be completed only by (a) the Applicant, and (b) any legal entity which has a direct ownership interest in the Applicant exceeding 7.5% (an "Owner"). It is not to be completed by any legal entity which has only an indirect ownership interest in the Applicant.

1. Pursuant to MCC Section 2-154-010, is the Applicant or any Owner identified as a building code scofflaw or problem landlord pursuant to MCC Section 2-92-416?

No

APPENDIX C-PROHIBITION ON WAGE & SALARY HISTORY SCREENING

This Appendix is to be completed only by an Applicant that is completing this EDS as a "contractor" as defined in MCC Section 2-92-385. That section, which should be consulted (www.amlegal.com), generally covers a party to any agreement pursuant to which they: (i) receive City of Chicago funds in consideration for services, work or goods provided (including for legal or other professional services), or (ii) pay the City money for a license, grant or concession allowing them to conduct a business on City premises.

On behalf of an Applicant that is a contractor pursuant to MCC Section 2-92-385, I hereby certify that the Applicant is in compliance with MCC Section 2-92-385(b)(1) and (2), which prohibit: (i) screening job applicants based on their wage or salary history, or (ii) seeking job applicants' wage or salary history from current or former employers. I also certify that the Applicant has adopted a policy that includes those prohibitions.

This certification shall serve as the affidavit required by MCC Section 2-92-385(c)(1).

Yes

ADDITIONAL INFO

Please add any additional explanatory information here. If explanation is longer than 1000 characters, you may add an attachment below. Please note that your EDS, including all attachments, becomes available for public viewing upon contract award. Your attachments will be viewable "as is" without manual redaction by the City. You are responsible for redacting any non-public information from your documents before uploading.

Far South Arterials #94

List of vendor attachments uploaded by City staff

None.

List of attachments uploaded by vendor

Grind & Pave Arterial Streets For CDOT

CERTIFICATION

Under penalty of perjury, the person signing below: (1) warrants that he/she is authorized to execute this EDS, and all applicable appendices, on behalf of the Disclosing Party, and (2) warrants that all certifications and statements contained in this EDS, and all applicable appendices, are true, accurate and complete as of the date furnished to the City. Submission of this form constitutes making the oath associated with notarization.

/s/ 12/15/2021
Mr. Craig Ronald Ockerlund
Vice President
MAT Construction Leasing, Inc.

This is a printed copy of the Economic Disclosure Statement, the original of which is filed electronically with the City of Chicago. Any alterations must be made electronically, alterations on this printed copy are void and of no effect.

Construction Solicitation #8189,1 (BID)

1204790: Arterial Street Resurfacing Far South Area-Project No. 94

Specification Number:1204790

Required for use by: CHICAGO DEPARTMENT OF TRANSPORTATION

Bid/Proposal Submittal Date and Time: 11:00 AM Central Time, 13-AUG-2021

Deadline for Questions: 04:00 PM Central Time, 02-AUG-2021
Buyer: BEJAR, LUIS
Email Address: luis.bejar@cityofchicago.org
Phone Number:
Pre-Solicitation Conference Date and Time: 10:00 AM Central Time, 27-JUL-2021
Pre-Solicitation Conference Location: Via Conference Call
Site Visit Date & Time: N/A
Site Visit Location: N/A

Please submit your response to:

http://www.cityofchicago.org/eProcurement
iSupplier vendor portal registration is required.
Allow 3 business days to complete registration.

LORI E. LIGHTFOOT **MAYOR**	**Monica Jimenez** **Acting Chief Procurement Officer**

Table of Contents

1 Header Information....7
1.1 General Information....7
1.2 Terms....7
1.3 Requirements....7
1.4 Attachments....9
1.5 Response Rules....10
2 Price Schedule....11
2.1 Line Information....11
2.2 Line Details....18
2.2.1 Line 1....18
2.2.2 Line 2....18
2.2.3 Line 3....18
2.2.4 Line 4....19
2.2.5 Line 5....19
2.2.6 Line 6....19
2.2.7 Line 7....20
2.2.8 Line 8....20
2.2.9 Line 9....20
2.2.10 Line 10....21
2.2.11 Line 11....21
2.2.12 Line 12....21
2.2.13 Line 13....22
2.2.14 Line 14....22
2.2.15 Line 15....22
2.2.16 Line 16....23
2.2.17 Line 17....23
2.2.18 Line 18....23
2.2.19 Line 19....24
2.2.20 Line 20....24
2.2.21 Line 21....24

2.2.22 Line 22....25
2.2.23 Line 23....25
2.2.24 Line 24....25
2.2.25 Line 25....26
2.2.26 Line 26....26
2.2.27 Line 27....26
2.2.28 Line 28....27
2.2.29 Line 29....27
2.2.30 Line 30....27
2.2.31 Line 31....28
2.2.32 Line 32....28
2.2.33 Line 33....28
2.2.34 Line 34....29
2.2.35 Line 35....29
2.2.36 Line 36....29
2.2.37 Line 37....30
2.2.38 Line 38....30
2.2.39 Line 39....30
2.2.40 Line 40....31
2.2.41 Line 41....31
2.2.42 Line 42....31
2.2.43 Line 43....32
2.2.44 Line 44....32
2.2.45 Line 45....32
2.2.46 Line 46....33
2.2.47 Line 47....33
2.2.48 Line 48....33
2.2.49 Line 49....34
2.2.50 Line 50....34
2.2.51 Line 51....34
2.2.52 Line 52....35

2.2.53 Line 53....35
2.2.54 Line 54....35
2.2.55 Line 55....36
2.2.56 Line 56....36
2.2.57 Line 57....36
2.2.58 Line 58....37
2.2.59 Line 59....37
2.2.60 Line 60....37
2.2.61 Line 61....38
2.2.62 Line 62....38
2.2.63 Line 63....38
2.2.64 Line 64....39
2.2.65 Line 65....39
2.2.66 Line 66....39
2.2.67 Line 67....40
2.2.68 Line 68....40
2.2.69 Line 69....40
2.2.70 Line 70....41
2.2.71 Line 71....41
2.2.72 Line 72....41
2.2.73 Line 73....42
2.2.74 Line 74....42
2.2.75 Line 75....42
2.2.76 Line 76....43
2.2.77 Line 77....43
2.2.78 Line 78....43
2.2.79 Line 79....44
2.2.80 Line 80....44
2.2.81 Line 81....44
2.2.82 Line 82....45
2.2.83 Line 83....45

2.2.84 Line 84....45
2.2.85 Line 85....46
2.2.86 Line 86....46
2.2.87 Line 87....46
2.2.88 Line 88....47
2.2.89 Line 89....47
2.2.90 Line 90....47
2.2.91 Line 91....48
2.2.92 Line 92....48
2.2.93 Line 93....48
2.2.94 Line 94....49
2.2.95 Line 95....49
2.2.96 Line 96....49
2.2.97 Line 97....50
2.2.98 Line 98....50
2.2.99 Line 99....50
2.2.100 Line 100....51
2.2.101 Line 101....51
2.2.102 Line 102....51
2.2.103 Line 103....52
2.2.104 Line 104....52
2.2.105 Line 105....52
2.2.106 Line 106....53
2.2.107 Line 107....53
2.2.108 Line 108....53
2.2.109 Line 109....54
2.2.110 Line 110....54
2.2.111 Line 111....54
2.2.112 Line 112....55
2.2.113 Line 113....55
2.2.114 Line 114....55

2.2.115 Line 115.....56

2.2.116 Line 116.....56

2.2.117 Line 117.....56

2.2.118 Line 118.....57

2.2.119 Line 119.....57

2.2.120 Line 120.....57

2.2.121 Line 121.....58

1 Header Information

1.1 General Information

Title	**1204790: Arterial Street Resurfacing Far South Area-Project No. 94**
Description	**1204790: Arterial Street Resurfacing Far South Area-Project No. 94**
Amendment Date	**26-JUL-2021 16:54:14**
Amendment Description	**Addendum No. 1**

Preview Date	**19-JUL-2021 08:00:00**	Open Date	**19-JUL-2021 08:00:00**
Close Date	**11:00 AM Central Time, 13-AUG-2021**	Award Date	**Not Specified**
Time Zone	**Central Time**	Buyer	**BEJAR, LUIS**
Quote Style	**Sealed**	Email	**luis.bejar@cityofchicago.org**
Event	**Construction**	Outcome	**Construction Standard PO**

1.2 Terms

Ship-To Address	**084-1005 CDOT RM600 30 N. LA SALLE ST. ROOM 600 Chicago, IL 60602 United States**	Bill-To Address	**084-1005 CDOT RM600 30 N. LA SALLE ST. ROOM 600 Chicago, IL 60602 United States**
Payment Terms	**IMMEDIATE**	Carrier	
FOB	**CITY OF CHICAGO**	Freight Terms	**Paid**

1.3 Requirements

<B>KEY SOLICITATION PARAMETERS</B>
BID DEPOSIT: 5% of Total Base Bid ..... Type **No Response Required**
PERFORMANCE BOND: 100% of Total Base Bid (Awardee Only) ..... Type **No Response Required**
CONTRACT SPECIFIC GOALS: DBE-28.99% ..... Type **No Response Required**
FUNDING SOURCE: Federally Funded ..... Type **No Response Required**
DPS UNIT: Construction ..... Type **No Response Required**
PRE-BID/PRE-PROPOSAL CONFERENCE: Yes ..... Type **No Response Required**
Enter the EDS number from your EDS Certificate and attach the certificate. ..... Value Type **Numeric Value only** ..... Provide your answer below

<B>KEY SOLICITATION PARAMETERS</B>
<B>COMMODITIES/WORK SERVICES/HEAVY EQUIPMENT/SMALL ORDERS/CONSTRUCTION/JOC CHECKLIST</B>
This is a checklist of all supporting documents that must be attached to your bid response. Attach all documents specified below. After attaching, click "YES" to indicate that the attachment was completed. ..... Type **No Response Required**
- Bid Form properly completed. - (Construction) ..... Circle one from the response values below: YES NO
- Award Criteria Determination completed. - (Construction) ..... Circle one from the response values below: YES NO
- Schedule of Prices, completed and totaled. - (Construction) ..... Circle one from the response values below: YES NO
- Proposal Page completed, signed and notarized - (ALL) ..... Circle one from the response values below: YES NO
- Proposal To Be Completed By a Corporation - (ALL) ..... Circle one from the response values below: YES NO
- Proposal To Be Completed By a Partnership - (ALL) ..... Circle one from the response values below: YES NO
- Proposal To Be Completed By a Joint Venture - (ALL) ..... Circle one from the response values below: YES NO
- Proposal To Be Completed By a Sole Proprietor - (ALL) ..... Circle one from the response values below: YES NO
- Bid Execution Page - (ALL) ..... Circle one from the response values below:

<B>COMMODITIES/WORK SERVICES/HEAVY EQUIPMENT/SMALL ORDERS/CONSTRUCTION/JOC CHECKLIST</B>
YES NO
- Certificate of Insurance ..... Circle one from the response values below: YES NO
DBE DOCUMENTS – CONSTRUCTION (Federal) ..... Type **No Response Required**
- Schedule B — DBE Affidavit of Joint Venture (Construction) ..... Circle one from the response values below: YES NO
- Schedule C — Letter of Intent from DBE (Construction) ..... Circle one from the response values below: YES NO
- Schedule D — Affidavit of Prime Contractor-DBE (Construction) ..... Circle one from the response values below: YES NO
- Schedule F – Report of Subcontractor Solicitations – (Construction) ..... Circle one from the response values below: YES NO
- Schedule H – Documentation of Good Faith Efforts (Construction) ..... Circle one from the response values below: YES NO
- DBE Full or Partial Waiver Requested - (Construction) ..... Circle one from the response values below: YES NO

1.4 Attachments

Name	Data Type	Description
ATTACHMENT 00: Addendum 1/APPENDIX	File	ATTACHMENT 00: Addendum 1/APPENDIX
ATTACHMENT 01: BOOK 1	File	ATTACHMENT 01: BOOK 1
ATTACHMENT 02: BOOK 2	File	ATTACHMENT 02: BOOK 2
ATTACHMENT 03: BOOK 3	File	ATTACHMENT 03: BOOK 3

Name	Data Type	Description
ATTACHMENT 04: PLANS	File	ATTACHMENT 04: PLANS

1.5 Response Rules

- [ ] Solicitation is restricted to invited suppliers
- [ ] Suppliers are allowed to view other suppliers' contract terms, notes and attachments
- [ ] Suppliers are allowed to respond to selected lines
- [x] Suppliers are required to respond with full quantity on each line
- [x] Suppliers are allowed to provide multiple responses
- [ ] Buyer may close the solicitation before the Close Date
- [ ] Buyer may manually extend the solicitation while it is open

2 Price Schedule

2.1 Line Information

Display Rank As **No indicator displayed**
Ranking **Price Only**
Cost Factors **None**

Retainage

Retainage Attributes	Negotiable
Maximum Retainage Amount	No
Retainage Rate (%)	No

Line	Item, Rev	Target Quantity	Unit	Unit Price	Amount
1 EARTH EXCAVATION		224	Cubic Yard		
2 TOPSOIL FURNISH AND PLACE, 4"		1,380	Square Yard		
3 SODDING, SALT TOLERANT		1,380	Square Yard		
4 SAND CUSHION, VARIABLE DEPTH		107	Cubic Yard		
5 SUB-BASE GRANULAR MATERIAL, TYPE B		210	Cubic Yard		
6 BITUMINOUS MATERIALS (TACK COAT)		238,504	Pound		
7 MIXTURE FOR CRACKS, JOINTS, AND FLANGEWAYS		35	Ton		
8 HOT MIX ASPHALT BINDER COURSE (HAND METHOD), N50		36	Ton		
9 HOT MIX ASPHALT BINDER COURSE (HAND METHOD), N70		267	Ton		
10 POLYMERIZED HOT-MIX ASPHALT BINDER COURSE, IL-4.75, N50		14,582	Ton		
11 HOT-MIX ASPHALT SURFACE REMOVAL - BUTT JOINT		4,220	Square Yard		
12 PORTLAND CEMENT CONCRETE SURFACE REMOVAL - BUTT JOINT		150	Square Yard		
13 HOT-MIX ASPHALT SURFACE COURSE, IL-9.5, MIX "D", N50		772	Ton		
14 HOT-MIX		12,001	Ton		

Line	Item, Rev	Target Quantity	Unit	Unit Price	Amount
ASPHALT SURFACE COURSE, IL-9.5, MIX "D", N70					
15 POLYMERIZED HOT-MIX ASPHALT SURFACE COURSE, IL-9.5, MIX "E", N70		19,732	Ton		
16 PORTLAND CEMENT CONCRETE SIDEWALK 5 INCH		26,712	Square Foot		
17 PORTLAND CEMENT CONCRETE ADA RAMP 5 INCH		25,440	Square Foot		
18 PORTLAND CEMENT CONCRETE ADA RAMP 8 INCH		11,546	Square Foot		
19 LINEAR DETECTABLE WARNING TILES (CAST IRON)		4,176	Square Foot		
20 RADIAL DETECTABLE WARNING TILES (CAST IRON)		788	Square Foot		
21 PROPERTY LINE CURB		1,312	Foot		
22 DRIVEWAY AND ALLEY PAVEMENT, REMOVE AND REPLACE, 8 INCH (HIGH EARLY STRENGTH)		420	Square Yard		
23 PAVEMENT REMOVAL AND REPLACEMENT, 10 INCH (HIGH EARLY STRENGTH)		1,424	Square Yard		
24 MAINTENANCE OF ACCESS TO ABUTTING PROPERTY		57	Ton		
25 HOT-MIX ASPHALT SURFACE REMOVAL, VARIABLE DEPTH		353,335	Square Yard		
26 CONCRETE SURFACE REMOVAL, VARIABLE DEPTH		3,000	Square Yard		
27 PAVEMENT REMOVAL		2,173	Square Yard		
28 DRIVEWAY PAVEMENT REMOVAL		163	Square Yard		

Line	Item, Rev	Target Quantity	Unit	Unit Price	Amount
29 CURB REMOVAL		267	Foot		
30 MEDIAN REMOVAL		150	Square Foot		
31 COMBINATION CURB AND GUTTER REMOVAL		8,847	Foot		
32 SIDEWALK REMOVAL		51,091	Square Foot		
33 CLASS C PATCHES, TYPE I, 9 INCH		152	Square Yard		
34 CLASS C PATCHES, TYPE II, 9 INCH		206	Square Yard		
35 CLASS C PATCHES, TYPE III, 9 INCH		267	Square Yard		
36 CLASS C PATCHES, TYPE IV, 9 INCH		420	Square Yard		
37 CLASS D PATCHES, TYPE I, 9 INCH		1,235	Square Yard		
38 CLASS D PATCHES, TYPE II, 9 INCH		1,571	Square Yard		
39 CLASS D PATCHES, TYPE III, 9 INCH		1,612	Square Yard		
40 CLASS D PATCHES, TYPE IV, 9 INCH		1,367	Square Yard		
41 DRILL AND GROUT DOWEL BARS		1,258	Each		
42 DRILL AND GROUT TIE BARS		3,759	Each		
43 CATCH BASINS TO BE RECONSTRUCTED		5	Each		
44 CATCH BASINS, TYPE A, 4 FT DIAMETER, TYPE 1 FRAME, OPEN LID (CITY OF CHICAGO)		5	Each		
45 STORM SEWER, TYPE 2, 8 INCH, DUCTILE IRON PIPE (DIP), CLASS 52		75	Foot		
46 FILLING CATCH BASINS		5	Each		
47 CATCH BASINS TO BE ADJUSTED		243	Each		
48 MANHOLES TO BE ADJUSTED		80	Each		
49 MANHOLES TO BE ADJUSTED		24	Each		

Line	Item, Rev	Target Quantity	Unit	Unit Price	Amount
(SPECIAL)					
50 INLETS TO BE ADJUSTED		39	Each		
51 VALVE VAULTS TO BE ADJUSTED		67	Each		
52 WATER METER VAULTS TO BE ADJUSTED		21	Each		
53 HANDHOLES TO BE ADJUSTED		30	Each		
54 DOMESTIC WATER SHUT-OFF BOXES AND VALVE BOXES TO BE ADJUSTED		25	Each		
55 ADJUSTING RING, METAL		57	Each		
56 ADDITIONAL MASONRY		18	Vertical Feet		
57 FRAMES		34	Each		
58 LIDS		43	Each		
59 LIDS, ADA COMPLIANT		20	Each		
60 FRAMES, SPECIAL		13	Each		
61 LIDS, SPECIAL		17	Each		
62 COMBINATION CONCRETE CURB AND GUTTER, TYPE B-V.12		9,380	Foot		
63 CONCRETE CURB, TYPE M		107	Foot		
64 CONCRETE CURB, TYPE B		335	Foot		
65 CONCRETE MEDIAN SURFACE, 4 INCH		441	Square Foot		
66 IMPACT ATTENUATORS (FULLY REDIRECTIVE, NARROW), TEST LEVEL 2		4	Each		
67 GUARDRAIL REMOVAL		15	Foot		
68 BOLLARD REMOVAL		10	Each		
69 STEEL PLATE BEAM GUARDRAIL, TYPE A, 6 FOOT POST		15	Foot		
70 SINGLE END SECTION		1	Each		
71 TERMINAL MARKER - DIRECT APPLIED		4	Each		
72 SHORT-TERM		94,500	Foot		

Line	Item, Rev	Target Quantity	Unit	Unit Price	Amount
PAVEMENT MARKING - LINE 4"					
73 SHORT-TERM PAVEMENT MARKING - LETTERS AND SYMBOLS		527	Square Foot		
74 ENGINEER'S FIELD OFFICE		12	Month		
75 MOBILIZATION		1	Lump Sum		
76 SHORT TERM PAVEMENT MARKING REMOVAL		24,154	Square Foot		
77 TEMPORARY PAVEMENT MARKING LETTERS AND SYMBOLS		1,050	Square Foot		
78 TEMPORARY PAVEMENT MARKING - LINE 4"		10,500	Foot		
79 TEMPORARY PAVEMENT MARKING - LINE 6"		1,050	Foot		
80 TEMPORARY PAVEMENT MARKING - LINE 12"		210	Foot		
81 TEMPORARY PAVEMENT MARKING - LINE 24"		737	Foot		
82 THERMOPLASTIC PAVEMENT MARKING - LETTERS AND SYMBOLS		4,600	Square Foot		
83 THERMOPLASTIC PAVEMENT MARKING - LINE 4"		115,962	Foot		
84 THERMOPLASTIC PAVEMENT MARKING - LINE 6"		61,969	Foot		
85 THERMOPLASTIC PAVEMENT MARKING - LINE 12"		1,113	Foot		
86 THERMOPLASTIC PAVEMENT MARKING - LINE 24"		40,037	Foot		
87 POLYUREA PAVEMENT MARKING TYPE 1 - LETTERS AND SYMBOLS		73	Square Foot		
88 POLYUREA PAVEMENT MARKING TYPE 1 - LINE 4"		1,006	Foot		

Line	Item, Rev	Target Quantity	Unit	Unit Price	Amount
89 POLYUREA PAVEMENT MARKING TYPE 1 - LINE 6"		358	Foot		
90 POLYUREA PAVEMENT MARKING TYPE 1 - LINE 12"		107	Foot		
91 POLYUREA PAVEMENT MARKING TYPE 1 - LINE 24"		145	Foot		
92 PAVEMENT MARKING REMOVAL - GRINDING		500	Square Foot		
93 CURB AND MEDIAN PAINTING		50,443	Foot		
94 SIGN PANEL - TYPE 1		65	Square Foot		
95 SIGN PANEL - TYPE 1 - RETROREFLECTIVE - TYPE A - DOUBLE-SIDED		63	Square Foot		
96 SIGN PANEL - TYPE 1 - RETROREFLECTIVE - TYPE A - SINGLE-SIDED		968	Square Foot		
97 SIGN SUPPORT POST, DIG METHOD		137	Each		
98 SIGN SUPPORT POST, DRILL METHOD		98	Each		
99 REMOVE AND SALVAGE SIGN PANEL		25	Each		
100 REMOVE AND SALVAGE SIGN PANEL AND POLE ASSEMBLY		42	Each		
101 REMOVE AND RELOCATE SIGN PANEL		35	Each		
102 REMOVE AND RELOCATE SIGN PANEL AND POLE ASSEMBLY		35	Each		
103 REMOVE, STORE AND RE-ERECT SIGN PANEL ASSEMBLY (SPECIAL)		63	Each		
104 REMOVE AND RELOCATE POLE ASSEMBLY		21	Each		

Line	Item, Rev	Target Quantity	Unit	Unit Price	Amount
105 FLEXIBLE DELINEATORS		6	Each		
106 DETECTOR LOOP REPLACEMENT		2,600	Foot		
107 TRAFFIC CONTROL COMPLETE		1	Lump Sum		
108 LONGITUDINAL JOINT SEALANT		157,344	Foot		
109 IN-STREET SIGNAGE		5	Each		
110 TEMPORARY RAMP, SPECIAL		793	Square Yard		
111 TEMPORARY INFORMATION SIGNING		527	Square Foot		
112 RAILROAD PROTECTIVE LIABILITY INSURANCE (5 AND 10)		1	Lump Sum		
113 NITROGEN FERTILIZER NUTRIENT		25	Pound		
114 PHOSPHORUS FERTILIZER NUTRIENT		25	Pound		
115 POTASSIUM FERTILIZER NUTRIENT		25	Pound		
116 SUPPLEMENTAL WATERING		13	Unit		
117 NON-SPECIAL WASTE DISPOSAL		119	Cubic Yard		
118 SOIL DISPOSAL ANALYSIS		29	Each		
119 REGULATED SUBSTANCES PRE-CONSTRUCTION PLAN		1	Lump Sum		
120 REGULATED SUBSTANCES MONITORING		13	Day		
121 REGULATED SUBSTANCES FINAL CONSTRUCTION REPORT		1	Lump Sum		

2.2 Line Details

2.2.1 Line 1 EARTH EXCAVATION

Category	**00000..**	Start Price (USD)	**Not Specified**
Need-By Date	**02-JAN-2022 00:00:00 to 02-JAN-2022 00:00:00**	Target Price (USD)	**Not Specified**
Ship-To Address	**A04 BUREAU OF ADMINISTRATION AND PLANNING 30 N LASALLE ST - STE 600 CHICAGO ILLINOIS 60602-2570, IL United States**		

2.2.2 Line 2 TOPSOIL FURNISH AND PLACE, 4"

Category	**00000..**	Start Price (USD)	**Not Specified**
Need-By Date	**02-JAN-2022 00:00:00 to 02-JAN-2022 00:00:00**	Target Price (USD)	**Not Specified**
Ship-To Address	**A04 BUREAU OF ADMINISTRATION AND PLANNING 30 N LASALLE ST - STE 600 CHICAGO ILLINOIS 60602-2570, IL United States**		

2.2.3 Line 3 SODDING, SALT TOLERANT

Category	**00000..**	Start Price (USD)	**Not Specified**
Need-By Date	**02-JAN-2022 00:00:00 to 02-JAN-2022 00:00:00**	Target Price (USD)	**Not Specified**
Ship-To Address	**A04 BUREAU OF ADMINISTRATION AND PLANNING 30 N LASALLE ST - STE 600 CHICAGO ILLINOIS 60602-2570, IL United States**		

2.2.4 Line 4 SAND CUSHION, VARIABLE DEPTH

Category	**00000..**	Start Price (USD)	**Not Specified**
Need-By Date	**02-JAN-2022 00:00:00 to 02-JAN-2022 00:00:00**	Target Price (USD)	**Not Specified**
Ship-To Address	**A04 BUREAU OF ADMINISTRATION AND PLANNING 30 N LASALLE ST - STE 600 CHICAGO ILLINOIS 60602-2570, IL United States**		

2.2.5 Line 5 SUB-BASE GRANULAR MATERIAL, TYPE B

Category	**00000..**	Start Price (USD)	**Not Specified**
Need-By Date	**02-JAN-2022 00:00:00 to 02-JAN-2022 00:00:00**	Target Price (USD)	**Not Specified**
Ship-To Address	**A04 BUREAU OF ADMINISTRATION AND PLANNING 30 N LASALLE ST - STE 600 CHICAGO ILLINOIS 60602-2570, IL United States**		

2.2.6 Line 6 BITUMINOUS MATERIALS (TACK COAT)

Category	**00000..**	Start Price (USD)	**Not Specified**
Need-By Date	**02-JAN-2022 00:00:00 to 02-JAN-2022 00:00:00**	Target Price (USD)	**Not Specified**
Ship-To Address	**A04 BUREAU OF ADMINISTRATION AND PLANNING 30 N LASALLE ST - STE 600 CHICAGO ILLINOIS 60602-2570, IL United States**		

2.2.7 Line 7 MIXTURE FOR CRACKS, JOINTS, AND FLANGEWAYS

Category	**00000..**	Start Price (USD)	**Not Specified**
Need-By Date	**02-JAN-2022 00:00:00 to 02-JAN-2022 00:00:00**	Target Price (USD)	**Not Specified**
Ship-To Address	**A04 BUREAU OF ADMINISTRATION AND PLANNING 30 N LASALLE ST - STE 600 CHICAGO ILLINOIS 60602-2570, IL United States**		

2.2.8 Line 8 HOT MIX ASPHALT BINDER COURSE (HAND METHOD), N50

Category	**00000..**	Start Price (USD)	**Not Specified**
Need-By Date	**02-JAN-2022 00:00:00 to 02-JAN-2022 00:00:00**	Target Price (USD)	**Not Specified**
Ship-To Address	**A04 BUREAU OF ADMINISTRATION AND PLANNING 30 N LASALLE ST - STE 600 CHICAGO ILLINOIS 60602-2570, IL United States**		

2.2.9 Line 9 HOT MIX ASPHALT BINDER COURSE (HAND METHOD), N70

Category	**00000..**	Start Price (USD)	**Not Specified**
Need-By Date	**02-JAN-2022 00:00:00 to 02-JAN-2022 00:00:00**	Target Price (USD)	**Not Specified**
Ship-To Address	**A04 BUREAU OF ADMINISTRATION AND PLANNING 30 N LASALLE ST - STE 600 CHICAGO ILLINOIS 60602-2570, IL United States**		

2.2.10 Line 10 POLYMERIZED HOT-MIX ASPHALT BINDER COURSE, IL-4.75, N50

Category	**00000..**	Start Price (USD)	**Not Specified**
Need-By Date	**02-JAN-2022 00:00:00 to 02-JAN-2022 00:00:00**	Target Price (USD)	**Not Specified**
Ship-To Address	**A04 BUREAU OF ADMINISTRATION AND PLANNING 30 N LASALLE ST - STE 600 CHICAGO ILLINOIS 60602-2570, IL United States**		

2.2.11 Line 11 HOT-MIX ASPHALT SURFACE REMOVAL - BUTT JOINT

Category	**00000..**	Start Price (USD)	**Not Specified**
Need-By Date	**02-JAN-2022 00:00:00 to 02-JAN-2022 00:00:00**	Target Price (USD)	**Not Specified**
Ship-To Address	**A04 BUREAU OF ADMINISTRATION AND PLANNING 30 N LASALLE ST - STE 600 CHICAGO ILLINOIS 60602-2570, IL United States**		

2.2.12 Line 12 PORTLAND CEMENT CONCRETE SURFACE REMOVAL - BUTT JOINT

Category	**00000..**	Start Price (USD)	**Not Specified**
Need-By Date	**02-JAN-2022 00:00:00 to 02-JAN-2022 00:00:00**	Target Price (USD)	**Not Specified**
Ship-To Address	**A04 BUREAU OF ADMINISTRATION AND PLANNING 30 N LASALLE ST - STE 600 CHICAGO ILLINOIS 60602-2570, IL United States**		

2.2.13 Line 13 HOT-MIX ASPHALT SURFACE COURSE, IL-9.5, MIX "D", N50

Category	**00000..**	Start Price (USD)	**Not Specified**
Need-By Date	**02-JAN-2022 00:00:00 to 02-JAN-2022 00:00:00**	Target Price (USD)	**Not Specified**
Ship-To Address	**A04 BUREAU OF ADMINISTRATION AND PLANNING 30 N LASALLE ST - STE 600 CHICAGO ILLINOIS 60602-2570, IL United States**		

2.2.14 Line 14 HOT-MIX ASPHALT SURFACE COURSE, IL-9.5, MIX "D", N70

Category	**00000..**	Start Price (USD)	**Not Specified**
Need-By Date	**02-JAN-2022 00:00:00 to 02-JAN-2022 00:00:00**	Target Price (USD)	**Not Specified**
Ship-To Address	**A04 BUREAU OF ADMINISTRATION AND PLANNING 30 N LASALLE ST - STE 600 CHICAGO ILLINOIS 60602-2570, IL United States**		

2.2.15 Line 15 POLYMERIZED HOT-MIX ASPHALT SURFACE COURSE, IL-9.5, MIX "E", N70

Category	**00000..**	Start Price (USD)	**Not Specified**
Need-By Date	**02-JAN-2022 00:00:00 to 02-JAN-2022 00:00:00**	Target Price (USD)	**Not Specified**
Ship-To Address	**A04 BUREAU OF ADMINISTRATION AND PLANNING 30 N LASALLE ST - STE 600 CHICAGO ILLINOIS 60602-2570, IL United States**		

2.2.16 Line 16 PORTLAND CEMENT CONCRETE SIDEWALK 5 INCH

Category	**00000..**	Start Price (USD)	**Not Specified**
Need-By Date	**02-JAN-2022 00:00:00 to 02-JAN-2022 00:00:00**	Target Price (USD)	**Not Specified**
Ship-To Address	**A04 BUREAU OF ADMINISTRATION AND PLANNING 30 N LASALLE ST - STE 600 CHICAGO ILLINOIS 60602-2570, IL United States**		

2.2.17 Line 17 PORTLAND CEMENT CONCRETE ADA RAMP 5 INCH

Category	**00000..**	Start Price (USD)	**Not Specified**
Need-By Date	**02-JAN-2022 00:00:00 to 02-JAN-2022 00:00:00**	Target Price (USD)	**Not Specified**
Ship-To Address	**A04 BUREAU OF ADMINISTRATION AND PLANNING 30 N LASALLE ST - STE 600 CHICAGO ILLINOIS 60602-2570, IL United States**		

2.2.18 Line 18 PORTLAND CEMENT CONCRETE ADA RAMP 8 INCH

Category	**00000..**	Start Price (USD)	**Not Specified**
Need-By Date	**02-JAN-2022 00:00:00 to 02-JAN-2022 00:00:00**	Target Price (USD)	**Not Specified**
Ship-To Address	**A04 BUREAU OF ADMINISTRATION AND PLANNING 30 N LASALLE ST - STE 600 CHICAGO ILLINOIS 60602-2570, IL United States**		

2.2.19 Line 19 LINEAR DETECTABLE WARNING TILES (CAST IRON)

Category	**00000..**	Start Price (USD)	**Not Specified**
Need-By Date	**02-JAN-2022 00:00:00 to 02-JAN-2022 00:00:00**	Target Price (USD)	**Not Specified**
Ship-To Address	**A04 BUREAU OF ADMINISTRATION AND PLANNING 30 N LASALLE ST - STE 600 CHICAGO ILLINOIS 60602-2570, IL United States**		

2.2.20 Line 20 RADIAL DETECTABLE WARNING TILES (CAST IRON)

Category	**00000..**	Start Price (USD)	**Not Specified**
Need-By Date	**02-JAN-2022 00:00:00 to 02-JAN-2022 00:00:00**	Target Price (USD)	**Not Specified**
Ship-To Address	**A04 BUREAU OF ADMINISTRATION AND PLANNING 30 N LASALLE ST - STE 600 CHICAGO ILLINOIS 60602-2570, IL United States**		

2.2.21 Line 21 PROPERTY LINE CURB

Category	**00000..**	Start Price (USD)	**Not Specified**
Need-By Date	**02-JAN-2022 00:00:00 to 02-JAN-2022 00:00:00**	Target Price (USD)	**Not Specified**
Ship-To Address	**A04 BUREAU OF ADMINISTRATION AND PLANNING 30 N LASALLE ST - STE 600 CHICAGO ILLINOIS 60602-2570, IL United States**		

2.2.22 Line 22 DRIVEWAY AND ALLEY PAVEMENT, REMOVE AND REPLACE, 8 INCH (HIGH EARLY STRENGTH)

Category	**00000..**	Start Price (USD)	**Not Specified**
Need-By Date	**02-JAN-2022 00:00:00 to 02-JAN-2022 00:00:00**	Target Price (USD)	**Not Specified**
Ship-To Address	**A04 BUREAU OF ADMINISTRATION AND PLANNING 30 N LASALLE ST - STE 600 CHICAGO ILLINOIS 60602-2570, IL United States**		

2.2.23 Line 23 PAVEMENT REMOVAL AND REPLACEMENT, 10 INCH (HIGH EARLY STRENGTH)

Category	**00000..**	Start Price (USD)	**Not Specified**
Need-By Date	**02-JAN-2022 00:00:00 to 02-JAN-2022 00:00:00**	Target Price (USD)	**Not Specified**
Ship-To Address	**A04 BUREAU OF ADMINISTRATION AND PLANNING 30 N LASALLE ST - STE 600 CHICAGO ILLINOIS 60602-2570, IL United States**		

2.2.24 Line 24 MAINTENANCE OF ACCESS TO ABUTTING PROPERTY

Category	**00000..**	Start Price (USD)	**Not Specified**
Need-By Date	**02-JAN-2022 00:00:00 to 02-JAN-2022 00:00:00**	Target Price (USD)	**Not Specified**
Ship-To Address	**A04 BUREAU OF ADMINISTRATION AND PLANNING 30 N LASALLE ST - STE 600 CHICAGO ILLINOIS 60602-2570, IL United States**		

2.2.25 Line 25 HOT-MIX ASPHALT SURFACE REMOVAL, VARIABLE DEPTH

Category	**00000..**	Start Price (USD)	**Not Specified**
Need-By Date	**02-JAN-2022 00:00:00 to 02-JAN-2022 00:00:00**	Target Price (USD)	**Not Specified**
Ship-To Address	**A04 BUREAU OF ADMINISTRATION AND PLANNING 30 N LASALLE ST - STE 600 CHICAGO ILLINOIS 60602-2570, IL United States**		

2.2.26 Line 26 CONCRETE SURFACE REMOVAL, VARIABLE DEPTH

Category	**00000..**	Start Price (USD)	**Not Specified**
Need-By Date	**02-JAN-2022 00:00:00 to 02-JAN-2022 00:00:00**	Target Price (USD)	**Not Specified**
Ship-To Address	**A04 BUREAU OF ADMINISTRATION AND PLANNING 30 N LASALLE ST - STE 600 CHICAGO ILLINOIS 60602-2570, IL United States**		

2.2.27 Line 27 PAVEMENT REMOVAL

Category	**00000..**	Start Price (USD)	**Not Specified**
Need-By Date	**02-JAN-2022 00:00:00 to 02-JAN-2022 00:00:00**	Target Price (USD)	**Not Specified**
Ship-To Address	**A04 BUREAU OF ADMINISTRATION AND PLANNING 30 N LASALLE ST - STE 600 CHICAGO ILLINOIS 60602-2570, IL United States**		

2.2.28 Line 28 DRIVEWAY PAVEMENT REMOVAL

Category	**00000..**	Start Price (USD)	**Not Specified**
Need-By Date	**02-JAN-2022 00:00:00 to 02-JAN-2022 00:00:00**	Target Price (USD)	**Not Specified**
Ship-To Address	**A04 BUREAU OF ADMINISTRATION AND PLANNING 30 N LASALLE ST - STE 600 CHICAGO ILLINOIS 60602-2570, IL United States**		

2.2.29 Line 29 CURB REMOVAL

Category	**00000..**	Start Price (USD)	**Not Specified**
Need-By Date	**02-JAN-2022 00:00:00 to 02-JAN-2022 00:00:00**	Target Price (USD)	**Not Specified**
Ship-To Address	**A04 BUREAU OF ADMINISTRATION AND PLANNING 30 N LASALLE ST - STE 600 CHICAGO ILLINOIS 60602-2570, IL United States**		

2.2.30 Line 30 MEDIAN REMOVAL

Category	**00000..**	Start Price (USD)	**Not Specified**
Need-By Date	**02-JAN-2022 00:00:00 to 02-JAN-2022 00:00:00**	Target Price (USD)	**Not Specified**
Ship-To Address	**A04 BUREAU OF ADMINISTRATION AND PLANNING 30 N LASALLE ST - STE 600 CHICAGO ILLINOIS 60602-2570, IL United States**		

2.2.31 Line 31 COMBINATION CURB AND GUTTER REMOVAL

Category	**00000..**	Start Price (USD)	**Not Specified**
Need-By Date	**02-JAN-2022 00:00:00 to 02-JAN-2022 00:00:00**	Target Price (USD)	**Not Specified**
Ship-To Address	**A04 BUREAU OF ADMINISTRATION AND PLANNING 30 N LASALLE ST - STE 600 CHICAGO ILLINOIS 60602-2570, IL United States**		

2.2.32 Line 32 SIDEWALK REMOVAL

Category	**00000..**	Start Price (USD)	**Not Specified**
Need-By Date	**02-JAN-2022 00:00:00 to 02-JAN-2022 00:00:00**	Target Price (USD)	**Not Specified**
Ship-To Address	**A04 BUREAU OF ADMINISTRATION AND PLANNING 30 N LASALLE ST - STE 600 CHICAGO ILLINOIS 60602-2570, IL United States**		

2.2.33 Line 33 CLASS C PATCHES, TYPE I, 9 INCH

Category	**00000..**	Start Price (USD)	**Not Specified**
Need-By Date	**02-JAN-2022 00:00:00 to 02-JAN-2022 00:00:00**	Target Price (USD)	**Not Specified**
Ship-To Address	**A04 BUREAU OF ADMINISTRATION AND PLANNING 30 N LASALLE ST - STE 600 CHICAGO ILLINOIS 60602-2570, IL United States**		

2.2.34 Line 34 CLASS C PATCHES, TYPE II, 9 INCH

Category	**00000..**	Start Price (USD)	**Not Specified**
Need-By Date	**02-JAN-2022 00:00:00 to 02-JAN-2022 00:00:00**	Target Price (USD)	**Not Specified**
Ship-To Address	**A04 BUREAU OF ADMINISTRATION AND PLANNING 30 N LASALLE ST - STE 600 CHICAGO ILLINOIS 60602-2570, IL United States**		

2.2.35 Line 35 CLASS C PATCHES, TYPE III, 9 INCH

Category	**00000..**	Start Price (USD)	**Not Specified**
Need-By Date	**02-JAN-2022 00:00:00 to 02-JAN-2022 00:00:00**	Target Price (USD)	**Not Specified**
Ship-To Address	**A04 BUREAU OF ADMINISTRATION AND PLANNING 30 N LASALLE ST - STE 600 CHICAGO ILLINOIS 60602-2570, IL United States**		

2.2.36 Line 36 CLASS C PATCHES, TYPE IV, 9 INCH

Category	**00000..**	Start Price (USD)	**Not Specified**
Need-By Date	**02-JAN-2022 00:00:00 to 02-JAN-2022 00:00:00**	Target Price (USD)	**Not Specified**
Ship-To Address	**A04 BUREAU OF ADMINISTRATION AND PLANNING 30 N LASALLE ST - STE 600 CHICAGO ILLINOIS 60602-2570, IL United States**		

2.2.37 Line 37 CLASS D PATCHES, TYPE I, 9 INCH

Category	**00000..**	Start Price (USD)	**Not Specified**
Need-By Date	**02-JAN-2022 00:00:00 to 02-JAN-2022 00:00:00**	Target Price (USD)	**Not Specified**
Ship-To Address	**A04 BUREAU OF ADMINISTRATION AND PLANNING 30 N LASALLE ST - STE 600 CHICAGO ILLINOIS 60602-2570, IL United States**		

2.2.38 Line 38 CLASS D PATCHES, TYPE II, 9 INCH

Category	**00000..**	Start Price (USD)	**Not Specified**
Need-By Date	**02-JAN-2022 00:00:00 to 02-JAN-2022 00:00:00**	Target Price (USD)	**Not Specified**
Ship-To Address	**A04 BUREAU OF ADMINISTRATION AND PLANNING 30 N LASALLE ST - STE 600 CHICAGO ILLINOIS 60602-2570, IL United States**		

2.2.39 Line 39 CLASS D PATCHES, TYPE III, 9 INCH

Category	**00000..**	Start Price (USD)	**Not Specified**
Need-By Date	**02-JAN-2022 00:00:00 to 02-JAN-2022 00:00:00**	Target Price (USD)	**Not Specified**
Ship-To Address	**A04 BUREAU OF ADMINISTRATION AND PLANNING 30 N LASALLE ST - STE 600 CHICAGO ILLINOIS 60602-2570, IL United States**		

2.2.40 Line 40 CLASS D PATCHES, TYPE IV, 9 INCH

Category	**00000..**	Start Price (USD)	**Not Specified**
Need-By Date	**02-JAN-2022 00:00:00 to 02-JAN-2022 00:00:00**	Target Price (USD)	**Not Specified**
Ship-To Address	**A04 BUREAU OF ADMINISTRATION AND PLANNING 30 N LASALLE ST - STE 600 CHICAGO ILLINOIS 60602-2570, IL United States**		

2.2.41 Line 41 DRILL AND GROUT DOWEL BARS

Category	**00000..**	Start Price (USD)	**Not Specified**
Need-By Date	**02-JAN-2022 00:00:00 to 02-JAN-2022 00:00:00**	Target Price (USD)	**Not Specified**
Ship-To Address	**A04 BUREAU OF ADMINISTRATION AND PLANNING 30 N LASALLE ST - STE 600 CHICAGO ILLINOIS 60602-2570, IL United States**		

2.2.42 Line 42 DRILL AND GROUT TIE BARS

Category	**00000..**	Start Price (USD)	**Not Specified**
Need-By Date	**02-JAN-2022 00:00:00 to 02-JAN-2022 00:00:00**	Target Price (USD)	**Not Specified**
Ship-To Address	**A04 BUREAU OF ADMINISTRATION AND PLANNING 30 N LASALLE ST - STE 600 CHICAGO ILLINOIS 60602-2570, IL United States**		

2.2.43 Line 43 CATCH BASINS TO BE RECONSTRUCTED

Category	**00000..**	Start Price (USD)	**Not Specified**
Need-By Date	**02-JAN-2022 00:00:00 to 02-JAN-2022 00:00:00**	Target Price (USD)	**Not Specified**
Ship-To Address	**A04 BUREAU OF ADMINISTRATION AND PLANNING 30 N LASALLE ST - STE 600 CHICAGO ILLINOIS 60602-2570, IL United States**		

2.2.44 Line 44 CATCH BASINS, TYPE A, 4 FT DIAMETER, TYPE 1 FRAME, OPEN LID (CITY OF CHICAGO)

Category	**00000..**	Start Price (USD)	**Not Specified**
Need-By Date	**02-JAN-2022 00:00:00 to 02-JAN-2022 00:00:00**	Target Price (USD)	**Not Specified**
Ship-To Address	**A04 BUREAU OF ADMINISTRATION AND PLANNING 30 N LASALLE ST - STE 600 CHICAGO ILLINOIS 60602-2570, IL United States**		

2.2.45 Line 45 STORM SEWER, TYPE 2, 8 INCH, DUCTILE IRON PIPE (DIP), CLASS 52

Category	**00000..**	Start Price (USD)	**Not Specified**
Need-By Date	**02-JAN-2022 00:00:00 to 02-JAN-2022 00:00:00**	Target Price (USD)	**Not Specified**
Ship-To Address	**A04 BUREAU OF ADMINISTRATION AND PLANNING 30 N LASALLE ST - STE 600 CHICAGO ILLINOIS 60602-2570, IL United States**		

2.2.46 Line 46 FILLING CATCH BASINS

Category	**00000..**	Start Price (USD)	**Not Specified**
Need-By Date	**02-JAN-2022 00:00:00 to 02-JAN-2022 00:00:00**	Target Price (USD)	**Not Specified**
Ship-To Address	**A04 BUREAU OF ADMINISTRATION AND PLANNING 30 N LASALLE ST - STE 600 CHICAGO ILLINOIS 60602-2570, IL United States**		

2.2.47 Line 47 CATCH BASINS TO BE ADJUSTED

Category	**00000..**	Start Price (USD)	**Not Specified**
Need-By Date	**02-JAN-2022 00:00:00 to 02-JAN-2022 00:00:00**	Target Price (USD)	**Not Specified**
Ship-To Address	**A04 BUREAU OF ADMINISTRATION AND PLANNING 30 N LASALLE ST - STE 600 CHICAGO ILLINOIS 60602-2570, IL United States**		

2.2.48 Line 48 MANHOLES TO BE ADJUSTED

Category	**00000..**	Start Price (USD)	**Not Specified**
Need-By Date	**02-JAN-2022 00:00:00 to 02-JAN-2022 00:00:00**	Target Price (USD)	**Not Specified**
Ship-To Address	**A04 BUREAU OF ADMINISTRATION AND PLANNING 30 N LASALLE ST - STE 600 CHICAGO ILLINOIS 60602-2570, IL United States**		

2.2.49 Line 49 MANHOLES TO BE ADJUSTED (SPECIAL)

Category	**00000..**	Start Price (USD)	**Not Specified**
Need-By Date	**02-JAN-2022 00:00:00 to 02-JAN-2022 00:00:00**	Target Price (USD)	**Not Specified**
Ship-To Address	**A04 BUREAU OF ADMINISTRATION AND PLANNING 30 N LASALLE ST - STE 600 CHICAGO ILLINOIS 60602-2570, IL United States**		

2.2.50 Line 50 INLETS TO BE ADJUSTED

Category	**00000..**	Start Price (USD)	**Not Specified**
Need-By Date	**02-JAN-2022 00:00:00 to 02-JAN-2022 00:00:00**	Target Price (USD)	**Not Specified**
Ship-To Address	**A04 BUREAU OF ADMINISTRATION AND PLANNING 30 N LASALLE ST - STE 600 CHICAGO ILLINOIS 60602-2570, IL United States**		

2.2.51 Line 51 VALVE VAULTS TO BE ADJUSTED

Category	**00000..**	Start Price (USD)	**Not Specified**
Need-By Date	**02-JAN-2022 00:00:00 to 02-JAN-2022 00:00:00**	Target Price (USD)	**Not Specified**
Ship-To Address	**A04 BUREAU OF ADMINISTRATION AND PLANNING 30 N LASALLE ST - STE 600 CHICAGO ILLINOIS 60602-2570, IL United States**		

2.2.52 Line 52 WATER METER VAULTS TO BE ADJUSTED

Category	**00000..**	Start Price (USD)	**Not Specified**
Need-By Date	**02-JAN-2022 00:00:00 to 02-JAN-2022 00:00:00**	Target Price (USD)	**Not Specified**
Ship-To Address	**A04 BUREAU OF ADMINISTRATION AND PLANNING 30 N LASALLE ST - STE 600 CHICAGO ILLINOIS 60602-2570, IL United States**		

2.2.53 Line 53 HANDHOLES TO BE ADJUSTED

Category	**00000..**	Start Price (USD)	**Not Specified**
Need-By Date	**02-JAN-2022 00:00:00 to 02-JAN-2022 00:00:00**	Target Price (USD)	**Not Specified**
Ship-To Address	**A04 BUREAU OF ADMINISTRATION AND PLANNING 30 N LASALLE ST - STE 600 CHICAGO ILLINOIS 60602-2570, IL United States**		

2.2.54 Line 54 DOMESTIC WATER SHUT-OFF BOXES AND VALVE BOXES TO BE ADJUSTED

Category	**00000..**	Start Price (USD)	**Not Specified**
Need-By Date	**02-JAN-2022 00:00:00 to 02-JAN-2022 00:00:00**	Target Price (USD)	**Not Specified**
Ship-To Address	**A04 BUREAU OF ADMINISTRATION AND PLANNING 30 N LASALLE ST - STE 600 CHICAGO ILLINOIS 60602-2570, IL United States**		

2.2.55 Line 55 ADJUSTING RING, METAL

Category	**00000..**	Start Price (USD)	**Not Specified**
Need-By Date	**02-JAN-2022 00:00:00 to 02-JAN-2022 00:00:00**	Target Price (USD)	**Not Specified**
Ship-To Address	**A04 BUREAU OF ADMINISTRATION AND PLANNING 30 N LASALLE ST - STE 600 CHICAGO ILLINOIS 60602-2570, IL United States**		

2.2.56 Line 56 ADDITIONAL MASONRY

Category	**00000..**	Start Price (USD)	**Not Specified**
Need-By Date	**02-JAN-2022 00:00:00 to 02-JAN-2022 00:00:00**	Target Price (USD)	**Not Specified**
Ship-To Address	**A04 BUREAU OF ADMINISTRATION AND PLANNING 30 N LASALLE ST - STE 600 CHICAGO ILLINOIS 60602-2570, IL United States**		

2.2.57 Line 57 FRAMES

Category	**00000..**	Start Price (USD)	**Not Specified**
Need-By Date	**02-JAN-2022 00:00:00 to 02-JAN-2022 00:00:00**	Target Price (USD)	**Not Specified**
Ship-To Address	**A04 BUREAU OF ADMINISTRATION AND PLANNING 30 N LASALLE ST - STE 600 CHICAGO ILLINOIS 60602-2570, IL United States**		

2.2.58 Line 58 LIDS

Category	**00000..**	Start Price (USD)	**Not Specified**
Need-By Date	**02-JAN-2022 00:00:00 to 02-JAN-2022 00:00:00**	Target Price (USD)	**Not Specified**
Ship-To Address	**A04 BUREAU OF ADMINISTRATION AND PLANNING 30 N LASALLE ST - STE 600 CHICAGO ILLINOIS 60602-2570, IL United States**		

2.2.59 Line 59 LIDS, ADA COMPLIANT

Category	**00000..**	Start Price (USD)	**Not Specified**
Need-By Date	**02-JAN-2022 00:00:00 to 02-JAN-2022 00:00:00**	Target Price (USD)	**Not Specified**
Ship-To Address	**A04 BUREAU OF ADMINISTRATION AND PLANNING 30 N LASALLE ST - STE 600 CHICAGO ILLINOIS 60602-2570, IL United States**		

2.2.60 Line 60 FRAMES, SPECIAL

Category	**00000..**	Start Price (USD)	**Not Specified**
Need-By Date	**02-JAN-2022 00:00:00 to 02-JAN-2022 00:00:00**	Target Price (USD)	**Not Specified**
Ship-To Address	**A04 BUREAU OF ADMINISTRATION AND PLANNING 30 N LASALLE ST - STE 600 CHICAGO ILLINOIS 60602-2570, IL United States**		

2.2.61 Line 61 LIDS, SPECIAL

Category	**00000..**	Start Price (USD)	**Not Specified**
Need-By Date	**02-JAN-2022 00:00:00 to 02-JAN-2022 00:00:00**	Target Price (USD)	**Not Specified**
Ship-To Address	**A04 BUREAU OF ADMINISTRATION AND PLANNING 30 N LASALLE ST - STE 600 CHICAGO ILLINOIS 60602-2570, IL United States**		

2.2.62 Line 62 COMBINATION CONCRETE CURB AND GUTTER, TYPE B-V.12

Category	**00000..**	Start Price (USD)	**Not Specified**
Need-By Date	**02-JAN-2022 00:00:00 to 02-JAN-2022 00:00:00**	Target Price (USD)	**Not Specified**
Ship-To Address	**A04 BUREAU OF ADMINISTRATION AND PLANNING 30 N LASALLE ST - STE 600 CHICAGO ILLINOIS 60602-2570, IL United States**		

2.2.63 Line 63 CONCRETE CURB, TYPE M

Category	**00000..**	Start Price (USD)	**Not Specified**
Need-By Date	**02-JAN-2022 00:00:00 to 02-JAN-2022 00:00:00**	Target Price (USD)	**Not Specified**
Ship-To Address	**A04 BUREAU OF ADMINISTRATION AND PLANNING 30 N LASALLE ST - STE 600 CHICAGO ILLINOIS 60602-2570, IL United States**		

2.2.64 Line 64 CONCRETE CURB, TYPE B

Category	**00000..**	Start Price (USD)	**Not Specified**
Need-By Date	**02-JAN-2022 00:00:00 to 02-JAN-2022 00:00:00**	Target Price (USD)	**Not Specified**
Ship-To Address	**A04 BUREAU OF ADMINISTRATION AND PLANNING 30 N LASALLE ST - STE 600 CHICAGO ILLINOIS 60602-2570, IL United States**		

2.2.65 Line 65 CONCRETE MEDIAN SURFACE, 4 INCH

Category	**00000..**	Start Price (USD)	**Not Specified**
Need-By Date	**02-JAN-2022 00:00:00 to 02-JAN-2022 00:00:00**	Target Price (USD)	**Not Specified**
Ship-To Address	**A04 BUREAU OF ADMINISTRATION AND PLANNING 30 N LASALLE ST - STE 600 CHICAGO ILLINOIS 60602-2570, IL United States**		

2.2.66 Line 66 IMPACT ATTENUATORS (FULLY REDIRECTIVE, NARROW), TEST LEVEL 2

Category	**00000..**	Start Price (USD)	**Not Specified**
Need-By Date	**02-JAN-2022 00:00:00 to 02-JAN-2022 00:00:00**	Target Price (USD)	**Not Specified**
Ship-To Address	**A04 BUREAU OF ADMINISTRATION AND PLANNING 30 N LASALLE ST - STE 600 CHICAGO ILLINOIS 60602-2570, IL United States**		

2.2.67 Line 67 GUARDRAIL REMOVAL

Category	**00000..**	Start Price (USD)	**Not Specified**
Need-By Date	**02-JAN-2022 00:00:00 to 02-JAN-2022 00:00:00**	Target Price (USD)	**Not Specified**
Ship-To Address	**A04 BUREAU OF ADMINISTRATION AND PLANNING 30 N LASALLE ST - STE 600 CHICAGO ILLINOIS 60602-2570, IL United States**		

2.2.68 Line 68 BOLLARD REMOVAL

Category	**00000..**	Start Price (USD)	**Not Specified**
Need-By Date	**02-JAN-2022 00:00:00 to 02-JAN-2022 00:00:00**	Target Price (USD)	**Not Specified**
Ship-To Address	**A04 BUREAU OF ADMINISTRATION AND PLANNING 30 N LASALLE ST - STE 600 CHICAGO ILLINOIS 60602-2570, IL United States**		

2.2.69 Line 69 STEEL PLATE BEAM GUARDRAIL, TYPE A, 6 FOOT POST

Category	**00000..**	Start Price (USD)	**Not Specified**
Need-By Date	**02-JAN-2022 00:00:00 to 02-JAN-2022 00:00:00**	Target Price (USD)	**Not Specified**
Ship-To Address	**A04 BUREAU OF ADMINISTRATION AND PLANNING 30 N LASALLE ST - STE 600 CHICAGO ILLINOIS 60602-2570, IL United States**		

2.2.70 Line 70 SINGLE END SECTION

Category	**00000..**	Start Price (USD)	**Not Specified**
Need-By Date	**02-JAN-2022 00:00:00 to 02-JAN-2022 00:00:00**	Target Price (USD)	**Not Specified**
Ship-To Address	**A04 BUREAU OF ADMINISTRATION AND PLANNING 30 N LASALLE ST - STE 600 CHICAGO ILLINOIS 60602-2570, IL United States**		

2.2.71 Line 71 TERMINAL MARKER - DIRECT APPLIED

Category	**00000..**	Start Price (USD)	**Not Specified**
Need-By Date	**02-JAN-2022 00:00:00 to 02-JAN-2022 00:00:00**	Target Price (USD)	**Not Specified**
Ship-To Address	**A04 BUREAU OF ADMINISTRATION AND PLANNING 30 N LASALLE ST - STE 600 CHICAGO ILLINOIS 60602-2570, IL United States**		

2.2.72 Line 72 SHORT-TERM PAVEMENT MARKING - LINE 4"

Category	**00000..**	Start Price (USD)	**Not Specified**
Need-By Date	**02-JAN-2022 00:00:00 to 02-JAN-2022 00:00:00**	Target Price (USD)	**Not Specified**
Ship-To Address	**A04 BUREAU OF ADMINISTRATION AND PLANNING 30 N LASALLE ST - STE 600 CHICAGO ILLINOIS 60602-2570, IL United States**		

2.2.73 Line 73 SHORT-TERM PAVEMENT MARKING - LETTERS AND SYMBOLS

Category	**00000..**	Start Price (USD)	**Not Specified**
Need-By Date	**02-JAN-2022 00:00:00 to 02-JAN-2022 00:00:00**	Target Price (USD)	**Not Specified**
Ship-To Address	**A04 BUREAU OF ADMINISTRATION AND PLANNING 30 N LASALLE ST - STE 600 CHICAGO ILLINOIS 60602-2570, IL United States**		

2.2.74 Line 74 ENGINEER'S FIELD OFFICE

Category	**00000..**	Start Price (USD)	**Not Specified**
Need-By Date	**02-JAN-2022 00:00:00 to 02-JAN-2022 00:00:00**	Target Price (USD)	**Not Specified**
Ship-To Address	**A04 BUREAU OF ADMINISTRATION AND PLANNING 30 N LASALLE ST - STE 600 CHICAGO ILLINOIS 60602-2570, IL United States**		

2.2.75 Line 75 MOBILIZATION

Category	**00000..**	Start Price (USD)	**Not Specified**
Need-By Date	**02-JAN-2022 00:00:00 to 02-JAN-2022 00:00:00**	Target Price (USD)	**Not Specified**
Ship-To Address	**A04 BUREAU OF ADMINISTRATION AND PLANNING 30 N LASALLE ST - STE 600 CHICAGO ILLINOIS 60602-2570, IL United States**		

2.2.76 Line 76 SHORT TERM PAVEMENT MARKING REMOVAL

Category	**00000..**	Start Price (USD)	**Not Specified**
Need-By Date	**02-JAN-2022 00:00:00 to 02-JAN-2022 00:00:00**	Target Price (USD)	**Not Specified**
Ship-To Address	**A04 BUREAU OF ADMINISTRATION AND PLANNING 30 N LASALLE ST - STE 600 CHICAGO ILLINOIS 60602-2570, IL United States**		

2.2.77 Line 77 TEMPORARY PAVEMENT MARKING LETTERS AND SYMBOLS

Category	**00000..**	Start Price (USD)	**Not Specified**
Need-By Date	**02-JAN-2022 00:00:00 to 02-JAN-2022 00:00:00**	Target Price (USD)	**Not Specified**
Ship-To Address	**A04 BUREAU OF ADMINISTRATION AND PLANNING 30 N LASALLE ST - STE 600 CHICAGO ILLINOIS 60602-2570, IL United States**		

2.2.78 Line 78 TEMPORARY PAVEMENT MARKING - LINE 4"

Category	**00000..**	Start Price (USD)	**Not Specified**
Need-By Date	**02-JAN-2022 00:00:00 to 02-JAN-2022 00:00:00**	Target Price (USD)	**Not Specified**
Ship-To Address	**A04 BUREAU OF ADMINISTRATION AND PLANNING 30 N LASALLE ST - STE 600 CHICAGO ILLINOIS 60602-2570, IL United States**		

2.2.79 Line 79 TEMPORARY PAVEMENT MARKING - LINE 6"

Category	**00000..**	Start Price (USD)	**Not Specified**
Need-By Date	**02-JAN-2022 00:00:00 to 02-JAN-2022 00:00:00**	Target Price (USD)	**Not Specified**
Ship-To Address	**A04 BUREAU OF ADMINISTRATION AND PLANNING 30 N LASALLE ST - STE 600 CHICAGO ILLINOIS 60602-2570, IL United States**		

2.2.80 Line 80 TEMPORARY PAVEMENT MARKING - LINE 12"

Category	**00000..**	Start Price (USD)	**Not Specified**
Need-By Date	**02-JAN-2022 00:00:00 to 02-JAN-2022 00:00:00**	Target Price (USD)	**Not Specified**
Ship-To Address	**A04 BUREAU OF ADMINISTRATION AND PLANNING 30 N LASALLE ST - STE 600 CHICAGO ILLINOIS 60602-2570, IL United States**		

2.2.81 Line 81 TEMPORARY PAVEMENT MARKING - LINE 24"

Category	**00000..**	Start Price (USD)	**Not Specified**
Need-By Date	**02-JAN-2022 00:00:00 to 02-JAN-2022 00:00:00**	Target Price (USD)	**Not Specified**
Ship-To Address	**A04 BUREAU OF ADMINISTRATION AND PLANNING 30 N LASALLE ST - STE 600 CHICAGO ILLINOIS 60602-2570, IL United States**		

2.2.82 Line 82 THERMOPLASTIC PAVEMENT MARKING - LETTERS AND SYMBOLS

Category	**00000..**	Start Price (USD)	**Not Specified**
Need-By Date	**02-JAN-2022 00:00:00 to 02-JAN-2022 00:00:00**	Target Price (USD)	**Not Specified**
Ship-To Address	**A04 BUREAU OF ADMINISTRATION AND PLANNING 30 N LASALLE ST - STE 600 CHICAGO ILLINOIS 60602-2570, IL United States**		

2.2.83 Line 83 THERMOPLASTIC PAVEMENT MARKING - LINE 4"

Category	**00000..**	Start Price (USD)	**Not Specified**
Need-By Date	**02-JAN-2022 00:00:00 to 02-JAN-2022 00:00:00**	Target Price (USD)	**Not Specified**
Ship-To Address	**A04 BUREAU OF ADMINISTRATION AND PLANNING 30 N LASALLE ST - STE 600 CHICAGO ILLINOIS 60602-2570, IL United States**		

2.2.84 Line 84 THERMOPLASTIC PAVEMENT MARKING - LINE 6"

Category	**00000..**	Start Price (USD)	**Not Specified**
Need-By Date	**02-JAN-2022 00:00:00 to 02-JAN-2022 00:00:00**	Target Price (USD)	**Not Specified**
Ship-To Address	**A04 BUREAU OF ADMINISTRATION AND PLANNING 30 N LASALLE ST - STE 600 CHICAGO ILLINOIS 60602-2570, IL United States**		

2.2.85 Line 85 THERMOPLASTIC PAVEMENT MARKING - LINE 12"

Category	**00000..**	Start Price (USD)	**Not Specified**
Need-By Date	**02-JAN-2022 00:00:00 to 02-JAN-2022 00:00:00**	Target Price (USD)	**Not Specified**
Ship-To Address	**A04 BUREAU OF ADMINISTRATION AND PLANNING 30 N LASALLE ST - STE 600 CHICAGO ILLINOIS 60602-2570, IL United States**		

2.2.86 Line 86 THERMOPLASTIC PAVEMENT MARKING - LINE 24"

Category	**00000..**	Start Price (USD)	**Not Specified**
Need-By Date	**02-JAN-2022 00:00:00 to 02-JAN-2022 00:00:00**	Target Price (USD)	**Not Specified**
Ship-To Address	**A04 BUREAU OF ADMINISTRATION AND PLANNING 30 N LASALLE ST - STE 600 CHICAGO ILLINOIS 60602-2570, IL United States**		

2.2.87 Line 87 POLYUREA PAVEMENT MARKING TYPE 1 - LETTERS AND SYMBOLS

Category	**00000..**	Start Price (USD)	**Not Specified**
Need-By Date	**02-JAN-2022 00:00:00 to 02-JAN-2022 00:00:00**	Target Price (USD)	**Not Specified**
Ship-To Address	**A04 BUREAU OF ADMINISTRATION AND PLANNING 30 N LASALLE ST - STE 600 CHICAGO ILLINOIS 60602-2570, IL United States**		

2.2.88 Line 88 POLYUREA PAVEMENT MARKING TYPE 1 - LINE 4"

Category	**00000..**	Start Price (USD)	**Not Specified**
Need-By Date	**02-JAN-2022 00:00:00 to 02-JAN-2022 00:00:00**	Target Price (USD)	**Not Specified**
Ship-To Address	**A04 BUREAU OF ADMINISTRATION AND PLANNING 30 N LASALLE ST - STE 600 CHICAGO ILLINOIS 60602-2570, IL United States**		

2.2.89 Line 89 POLYUREA PAVEMENT MARKING TYPE 1 - LINE 6"

Category	**00000..**	Start Price (USD)	**Not Specified**
Need-By Date	**02-JAN-2022 00:00:00 to 02-JAN-2022 00:00:00**	Target Price (USD)	**Not Specified**
Ship-To Address	**A04 BUREAU OF ADMINISTRATION AND PLANNING 30 N LASALLE ST - STE 600 CHICAGO ILLINOIS 60602-2570, IL United States**		

2.2.90 Line 90 POLYUREA PAVEMENT MARKING TYPE 1 - LINE 12"

Category	**00000..**	Start Price (USD)	**Not Specified**
Need-By Date	**02-JAN-2022 00:00:00 to 02-JAN-2022 00:00:00**	Target Price (USD)	**Not Specified**
Ship-To Address	**A04 BUREAU OF ADMINISTRATION AND PLANNING 30 N LASALLE ST - STE 600 CHICAGO ILLINOIS 60602-2570, IL United States**		

2.2.91 Line 91 POLYUREA PAVEMENT MARKING TYPE 1 - LINE 24"

Category	**00000..**	Start Price (USD)	**Not Specified**
Need-By Date	**02-JAN-2022 00:00:00 to 02-JAN-2022 00:00:00**	Target Price (USD)	**Not Specified**
Ship-To Address	**A04 BUREAU OF ADMINISTRATION AND PLANNING 30 N LASALLE ST - STE 600 CHICAGO ILLINOIS 60602-2570, IL United States**		

2.2.92 Line 92 PAVEMENT MARKING REMOVAL - GRINDING

Category	**00000..**	Start Price (USD)	**Not Specified**
Need-By Date	**02-JAN-2022 00:00:00 to 02-JAN-2022 00:00:00**	Target Price (USD)	**Not Specified**
Ship-To Address	**A04 BUREAU OF ADMINISTRATION AND PLANNING 30 N LASALLE ST - STE 600 CHICAGO ILLINOIS 60602-2570, IL United States**		

2.2.93 Line 93 CURB AND MEDIAN PAINTING

Category	**00000..**	Start Price (USD)	**Not Specified**
Need-By Date	**02-JAN-2022 00:00:00 to 02-JAN-2022 00:00:00**	Target Price (USD)	**Not Specified**
Ship-To Address	**A04 BUREAU OF ADMINISTRATION AND PLANNING 30 N LASALLE ST - STE 600 CHICAGO ILLINOIS 60602-2570, IL United States**		

2.2.94 Line 94 SIGN PANEL - TYPE 1

Category	**00000..**	Start Price (USD)	**Not Specified**
Need-By Date	**02-JAN-2022 00:00:00 to 02-JAN-2022 00:00:00**	Target Price (USD)	**Not Specified**
Ship-To Address	**A04 BUREAU OF ADMINISTRATION AND PLANNING 30 N LASALLE ST - STE 600 CHICAGO ILLINOIS 60602-2570, IL United States**		

2.2.95 Line 95 SIGN PANEL - TYPE 1 - RETROREFLECTIVE - TYPE A - DOUBLE- SIDED

Category	**00000..**	Start Price (USD)	**Not Specified**
Need-By Date	**02-JAN-2022 00:00:00 to 02-JAN-2022 00:00:00**	Target Price (USD)	**Not Specified**
Ship-To Address	**A04 BUREAU OF ADMINISTRATION AND PLANNING 30 N LASALLE ST - STE 600 CHICAGO ILLINOIS 60602-2570, IL United States**		

2.2.96 Line 96 SIGN PANEL - TYPE 1 - RETROREFLECTIVE - TYPE A - SINGLE- SIDED

Category	**00000..**	Start Price (USD)	**Not Specified**
Need-By Date	**02-JAN-2022 00:00:00 to 02-JAN-2022 00:00:00**	Target Price (USD)	**Not Specified**
Ship-To Address	**A04 BUREAU OF ADMINISTRATION AND PLANNING 30 N LASALLE ST - STE 600 CHICAGO ILLINOIS 60602-2570, IL United States**		

2.2.97 Line 97 SIGN SUPPORT POST, DIG METHOD

Category	**00000..**	Start Price (USD)	**Not Specified**
Need-By Date	**02-JAN-2022 00:00:00 to 02-JAN-2022 00:00:00**	Target Price (USD)	**Not Specified**
Ship-To Address	**A04 BUREAU OF ADMINISTRATION AND PLANNING 30 N LASALLE ST - STE 600 CHICAGO ILLINOIS 60602-2570, IL United States**		

2.2.98 Line 98 SIGN SUPPORT POST, DRILL METHOD

Category	**00000..**	Start Price (USD)	**Not Specified**
Need-By Date	**02-JAN-2022 00:00:00 to 02-JAN-2022 00:00:00**	Target Price (USD)	**Not Specified**
Ship-To Address	**A04 BUREAU OF ADMINISTRATION AND PLANNING 30 N LASALLE ST - STE 600 CHICAGO ILLINOIS 60602-2570, IL United States**		

2.2.99 Line 99 REMOVE AND SALVAGE SIGN PANEL

Category	**00000..**	Start Price (USD)	**Not Specified**
Need-By Date	**02-JAN-2022 00:00:00 to 02-JAN-2022 00:00:00**	Target Price (USD)	**Not Specified**
Ship-To Address	**A04 BUREAU OF ADMINISTRATION AND PLANNING 30 N LASALLE ST - STE 600 CHICAGO ILLINOIS 60602-2570, IL United States**		

2.2.100 Line 100 REMOVE AND SALVAGE SIGN PANEL AND POLE ASSEMBLY

Category	**00000..**	Start Price (USD)	**Not Specified**
Need-By Date	**02-JAN-2022 00:00:00 to 02-JAN-2022 00:00:00**	Target Price (USD)	**Not Specified**
Ship-To Address	**A04 BUREAU OF ADMINISTRATION AND PLANNING 30 N LASALLE ST - STE 600 CHICAGO ILLINOIS 60602-2570, IL United States**		

2.2.101 Line 101 REMOVE AND RELOCATE SIGN PANEL

Category	**00000..**	Start Price (USD)	**Not Specified**
Need-By Date	**02-JAN-2022 00:00:00 to 02-JAN-2022 00:00:00**	Target Price (USD)	**Not Specified**
Ship-To Address	**A04 BUREAU OF ADMINISTRATION AND PLANNING 30 N LASALLE ST - STE 600 CHICAGO ILLINOIS 60602-2570, IL United States**		

2.2.102 Line 102 REMOVE AND RELOCATE SIGN PANEL AND POLE ASSEMBLY

Category	**00000..**	Start Price (USD)	**Not Specified**
Need-By Date	**02-JAN-2022 00:00:00 to 02-JAN-2022 00:00:00**	Target Price (USD)	**Not Specified**
Ship-To Address	**A04 BUREAU OF ADMINISTRATION AND PLANNING 30 N LASALLE ST - STE 600 CHICAGO ILLINOIS 60602-2570, IL United States**		

2.2.103 Line 103 REMOVE, STORE AND RE-ERECT SIGN PANEL ASSEMBLY (SPECIAL)

Category	**00000..**	Start Price (USD)	**Not Specified**
Need-By Date	**02-JAN-2022 00:00:00 to 02-JAN-2022 00:00:00**	Target Price (USD)	**Not Specified**
Ship-To Address	**A04 BUREAU OF ADMINISTRATION AND PLANNING 30 N LASALLE ST - STE 600 CHICAGO ILLINOIS 60602-2570, IL United States**		

2.2.104 Line 104 REMOVE AND RELOCATE POLE ASSEMBLY

Category	**00000..**	Start Price (USD)	**Not Specified**
Need-By Date	**02-JAN-2022 00:00:00 to 02-JAN-2022 00:00:00**	Target Price (USD)	**Not Specified**
Ship-To Address	**A04 BUREAU OF ADMINISTRATION AND PLANNING 30 N LASALLE ST - STE 600 CHICAGO ILLINOIS 60602-2570, IL United States**		

2.2.105 Line 105 FLEXIBLE DELINEATORS

Category	**00000..**	Start Price (USD)	**Not Specified**
Need-By Date	**02-JAN-2022 00:00:00 to 02-JAN-2022 00:00:00**	Target Price (USD)	**Not Specified**
Ship-To Address	**A04 BUREAU OF ADMINISTRATION AND PLANNING 30 N LASALLE ST - STE 600 CHICAGO ILLINOIS 60602-2570, IL United States**		

2.2.106 Line 106 DETECTOR LOOP REPLACEMENT

Category	**00000..**	Start Price (USD)	**Not Specified**
Need-By Date	**02-JAN-2022 00:00:00 to 02-JAN-2022 00:00:00**	Target Price (USD)	**Not Specified**
Ship-To Address	**A04 BUREAU OF ADMINISTRATION AND PLANNING 30 N LASALLE ST - STE 600 CHICAGO ILLINOIS 60602-2570, IL United States**		

2.2.107 Line 107 TRAFFIC CONTROL COMPLETE

Category	**00000..**	Start Price (USD)	**Not Specified**
Need-By Date	**02-JAN-2022 00:00:00 to 02-JAN-2022 00:00:00**	Target Price (USD)	**Not Specified**
Ship-To Address	**A04 BUREAU OF ADMINISTRATION AND PLANNING 30 N LASALLE ST - STE 600 CHICAGO ILLINOIS 60602-2570, IL United States**		

2.2.108 Line 108 LONGITUDINAL JOINT SEALANT

Category	**00000..**	Start Price (USD)	**Not Specified**
Need-By Date	**02-JAN-2022 00:00:00 to 02-JAN-2022 00:00:00**	Target Price (USD)	**Not Specified**
Ship-To Address	**A04 BUREAU OF ADMINISTRATION AND PLANNING 30 N LASALLE ST - STE 600 CHICAGO ILLINOIS 60602-2570, IL United States**		

2.2.109 Line 109 IN-STREET SIGNAGE

Category	**00000..**	Start Price (USD)	**Not Specified**
Need-By Date	**02-JAN-2022 00:00:00 to 02-JAN-2022 00:00:00**	Target Price (USD)	**Not Specified**
Ship-To Address	**A04 BUREAU OF ADMINISTRATION AND PLANNING 30 N LASALLE ST - STE 600 CHICAGO ILLINOIS 60602-2570, IL United States**		

2.2.110 Line 110 TEMPORARY RAMP, SPECIAL

Category	**00000..**	Start Price (USD)	**Not Specified**
Need-By Date	**02-JAN-2022 00:00:00 to 02-JAN-2022 00:00:00**	Target Price (USD)	**Not Specified**
Ship-To Address	**A04 BUREAU OF ADMINISTRATION AND PLANNING 30 N LASALLE ST - STE 600 CHICAGO ILLINOIS 60602-2570, IL United States**		

2.2.111 Line 111 TEMPORARY INFORMATION SIGNING

Category	**00000..**	Start Price (USD)	**Not Specified**
Need-By Date	**02-JAN-2022 00:00:00 to 02-JAN-2022 00:00:00**	Target Price (USD)	**Not Specified**
Ship-To Address	**A04 BUREAU OF ADMINISTRATION AND PLANNING 30 N LASALLE ST - STE 600 CHICAGO ILLINOIS 60602-2570, IL United States**		

2.2.112 Line 112 RAILROAD PROTECTIVE LIABILITY INSURANCE (5 AND 10)

Category	**00000..**	Start Price (USD)	**Not Specified**
Need-By Date	**02-JAN-2022 00:00:00 to 02-JAN-2022 00:00:00**	Target Price (USD)	**Not Specified**
Ship-To Address	**A04 BUREAU OF ADMINISTRATION AND PLANNING 30 N LASALLE ST - STE 600 CHICAGO ILLINOIS 60602-2570, IL United States**		

2.2.113 Line 113 NITROGEN FERTILIZER NUTRIENT

Category	**00000..**	Start Price (USD)	**Not Specified**
Need-By Date	**02-JAN-2022 00:00:00 to 02-JAN-2022 00:00:00**	Target Price (USD)	**Not Specified**
Ship-To Address	**A04 BUREAU OF ADMINISTRATION AND PLANNING 30 N LASALLE ST - STE 600 CHICAGO ILLINOIS 60602-2570, IL United States**		

2.2.114 Line 114 PHOSPHORUS FERTILIZER NUTRIENT

Category	**00000..**	Start Price (USD)	**Not Specified**
Need-By Date	**02-JAN-2022 00:00:00 to 02-JAN-2022 00:00:00**	Target Price (USD)	**Not Specified**
Ship-To Address	**A04 BUREAU OF ADMINISTRATION AND PLANNING 30 N LASALLE ST - STE 600 CHICAGO ILLINOIS 60602-2570, IL United States**		

2.2.115 Line 115 POTASSIUM FERTILIZER NUTRIENT

Category	**00000..**	Start Price (USD)	**Not Specified**
Need-By Date	**02-JAN-2022 00:00:00 to 02-JAN-2022 00:00:00**	Target Price (USD)	**Not Specified**
Ship-To Address	**A04 BUREAU OF ADMINISTRATION AND PLANNING 30 N LASALLE ST - STE 600 CHICAGO ILLINOIS 60602-2570, IL United States**		

2.2.116 Line 116 SUPPLEMENTAL WATERING

Category	**00000..**	Start Price (USD)	**Not Specified**
Need-By Date	**02-JAN-2022 00:00:00 to 02-JAN-2022 00:00:00**	Target Price (USD)	**Not Specified**
Ship-To Address	**A04 BUREAU OF ADMINISTRATION AND PLANNING 30 N LASALLE ST - STE 600 CHICAGO ILLINOIS 60602-2570, IL United States**		

2.2.117 Line 117 NON-SPECIAL WASTE DISPOSAL

Category	**00000..**	Start Price (USD)	**Not Specified**
Need-By Date	**02-JAN-2022 00:00:00 to 02-JAN-2022 00:00:00**	Target Price (USD)	**Not Specified**
Ship-To Address	**A04 BUREAU OF ADMINISTRATION AND PLANNING 30 N LASALLE ST - STE 600 CHICAGO ILLINOIS 60602-2570, IL United States**		

2.2.118 Line 118 SOIL DISPOSAL ANALYSIS

Category	**00000..**	Start Price (USD)	**Not Specified**
Need-By Date	**02-JAN-2022 00:00:00 to 02-JAN-2022 00:00:00**	Target Price (USD)	**Not Specified**
Ship-To Address	**A04 BUREAU OF ADMINISTRATION AND PLANNING 30 N LASALLE ST - STE 600 CHICAGO ILLINOIS 60602-2570, IL United States**		

2.2.119 Line 119 REGULATED SUBSTANCES PRE-CONSTRUCTION PLAN

Category	**00000..**	Start Price (USD)	**Not Specified**
Need-By Date	**02-JAN-2022 00:00:00 to 02-JAN-2022 00:00:00**	Target Price (USD)	**Not Specified**
Ship-To Address	**A04 BUREAU OF ADMINISTRATION AND PLANNING 30 N LASALLE ST - STE 600 CHICAGO ILLINOIS 60602-2570, IL United States**		

2.2.120 Line 120 REGULATED SUBSTANCES MONITORING

Category	**00000..**	Start Price (USD)	**Not Specified**
Need-By Date	**02-JAN-2022 00:00:00 to 02-JAN-2022 00:00:00**	Target Price (USD)	**Not Specified**
Ship-To Address	**A04 BUREAU OF ADMINISTRATION AND PLANNING 30 N LASALLE ST - STE 600 CHICAGO ILLINOIS 60602-2570, IL United States**		

2.2.121 Line 121 REGULATED SUBSTANCES FINAL CONSTRUCTION REPORT

Category	**00000..**	Start Price (USD)	**Not Specified**
Need-By Date	**02-JAN-2022 00:00:00 to 02-JAN-2022 00:00:00**	Target Price (USD)	**Not Specified**
Ship-To Address	**A04 BUREAU OF ADMINISTRATION AND PLANNING 30 N LASALLE ST - STE 600 CHICAGO ILLINOIS 60602-2570, IL United States**		

July 27, 2021

ADDENDUM NO. 1
TO
ARTERIAL STREET RESURFACING FAR SOUTH AREA-PROJECT NO. 94

SPECIFICATION No.: 1204790

For which bids will be opened in the office of the Department of Procurement Services Bid and Bond Room, City Hall-Room 103, 121 North LaSalle Street, Chicago, Illinois 60602 on August 13, 2021, at 11:00 a.m. Central Time.

BIDDER WILL ACKNOWLEDGE RECEIPT OF THIS ADDENDUM IN THE SPACE PROVIDED ON THE PROPOSAL PAGE

ADDENDUM

1. Plans have been added to this solicitation as Attachment 4.

2. Supplemental Contract Terms Relating to Executive Order 2021-2 has been added to the bid package.

End of Addendum 1

City of Chicago
Department of Procurement Services

Monica Jimenez
Acting Chief Procurement Officer

CITY OF CHICAGO

DEPARTMENT OF PROCUREMENT SERVICES

Dear Vendor:

Under the leadership of Mayor Lori E. Lightfoot, Executive Order 2021-2 (EO) was issued to understand how diverse firms are being utilized on both City contracts and non-City contracts and make the private sector an equal and accountable partner in building a more diverse Chicago.

The EO requires submission of a Business Diversity Program (BDP) and utilization report on July 1st of each calendar year from all contractors, with certain exceptions. ***The 2021 deadline for the submission of this report is July 1, 2021.***

A dedicated microsite with information, the reporting form, and FAQs can be found at www.chicago.gov/bdp. You should be prepared with the following information to complete the online form to fulfill the requirements of the EO:

- Background information about your company such as number of employees, annual revenues.
- Whether your firm falls within an itemized exception
- Whether you have a Business Diversity Program
- Information on your utilization of diverse firms, in dollars and in percentages

The exceptions to report requirement are:

- The contractor is a certified firm; or
- The contract is for professional consulting services of an individual who is either the majority owner of the contractor or is the contracting party as a sole proprietor; or
- The aggregate award value of all City contracts awarded to the contractor is less than $100,000 per year.
- The Chief Procurement Officer has determined that reporting is not required in connection with a specific contract.

Thank you for your attention to this important matter.

Sincerely,

City of Chicago,
Department of Procurement Services

121 NORTH LASALLE STREET, ROOM 806, CHICAGO, ILLINOIS 60602

SUPPLEMENTAL CONTRACT TERMS RELATING TO EXECUTIVE ORDER 2021-2

1.1. Supplement to Special Conditions Regarding MBE Commitment and WBE Commitment or Special Conditions Regarding DBE Commitment: Quarterly Reporting

1.1.1. Policy

Pursuant to Mayoral Executive Order 2021-2, contractors must submit quarterly reports regarding the utilization of MBE and WBE firms, or DBE firms, on their contracts.

1.1.2. Projected Utilization Schedule

Prior to contract award, anticipated contract awardee must submit a "Projected Utilization Schedule," in a form acceptable to the CPO, showing when and to what extent in the schedule for performance of the Contract the MBEs and WBEs or DBEs listed on the Schedules C and D for the Contract are expected to be used toward the contract-specific goals. Contracts that do not have goals are exempt from this requirement.

For master agreements for task order professional services awarded pursuant to a Request for Qualifications, Projected Utilization Schedules for each task will be submitted with the task order proposal and finalized prior to award or assignment of the task, as applicable.

The CPO may require explanations or submittal of a revised or more detailed Schedule at any time prior to or after award of the contract as the CPO deems appropriate in order to facilitate compliance with the M/WBE or DBE commitments of the Contract.

1.1.3. Quarterly Summary Utilization Reports

Each quarter, Contractor must submit a Summary Utilization Report, in a form acceptable to the CPO, comparing projected usage with actual usage. If actual usage is more than 5% below the value of projected usage (based on a percentage of the value of anticipated M/WBE expenditures), Contractor must provide an explanation for the discrepancy, and a recovery plan. Recovery plans should include a proposed revised Projected Utilization Schedule if Contractor anticipates that actual utilization will not meet projected utilization before the next quarterly report would be due. The CPO may require Contractor to meet with the City to discuss and revise the recovery plan as the CPO deems appropriate.

1.1.4. Changes to Compliance Plan

Requests for approval of revisions to Contractor's Compliance Plan must be accompanied by a revised Projected Utilization Schedule consistent with the request.

1.2. Supplement to Standard Terms and Conditions: Business Diversity Program Reporting

1.2.1. Policy

Pursuant to Mayoral Executive Order 2021-2, contractors must submit annual reports regarding the contractors' efforts regarding utilization of MBE and WBE firms, and other historically underutilized firms.

1.2.2. Definitions

"Business Diversity Program" means a program or initiative of a business enterprise which encourages or facilitates the use of minority-owned, women-owned, and other historically underutilized businesses as contractors, consultants, suppliers, or service providers for that business.

"Certified Firms" means firms possessing certifications recognized by the City of Chicago pursuant to MCC Chapter 2-92 or 49 CFR Parts 23 or 26. Specifically, MBEs, WBEs, BEPDs, VBEs, and DBEs.

1.2.3. Business Diversity Program Reports

Contractor must submit an annual report, in a form acceptable to the CPO, on July 1 of each year (or other date designated by the CPO) containing information about the Contractor's Business Diversity Program, if information is available. However, for Contracts awarded June 1 through July 1, the due date for the first annual report will be August 1, all subsequent reports will be due July 1. Information to be provided will include:

- Whether Contractor has a Business Diversity Program.

- Description of the Contractor's Business Diversity Program, if any.
- Information on expenditure of goods and services from minority-owned firms and women-owned firms during the prior calendar year, expressed in dollars and percentages, to the extent information is available. For reports due in 2021, information on expenditures in both 2019 and 2020 should be provided if available.
- For each year after the first year, information on progress or changes in the program in the prior year, if such information exists.

Reports shall be submitted to a City office or location anticipated to be identified by June 15, 2021.

1.2.4. Applicability

Contractor must submit the reports required by this Section 1.2 unless:

(A) Contractor is a Certified Firm; or

(B) The Contract is for professional consulting services of an individual who is either the majority owner of the Contractor or is him- or herself the contracting party as a sole proprietor; or

(C) The aggregate award value of all City contracts awarded to Contractor between May 31 of the prior year and May 31 of the current year is less than $100,000; or

(D) The CPO has otherwise notified the Contractor in writing that the requirement does not apply or that an exception will be made as outlined in Mayoral Executive Order 2021-2.

However, Contractors not required to report may report voluntarily.

CITY OF CHICAGO - PROJECTED UTILIZATION REPORT

NOTE: THIS FORM IS NOT DUE AT TIME OF BID/PROPOSAL SUBMISSION

Projection Year:		**Specification No.**		**Contract No.**	
Prime Name:				**Contract Amount**	
Project Name:					

		Projected Expenditures				
M/W/V/D Firm Name	**Type of Firm (M/W/V/D)**	**1st Quarter**	**2nd Quarter**	**3rd Quarter**	**4th Quarter**	**Projected Annual Participation**
						$ -
						$ -
						$ -
						$ -
						$ -
						$ -
						$ -
						$ -
						$ -
						$ -
						$ -
						$ -
						$ -
						$ -
						$ -
						$ -
						$ -
						$ -
						$ -
						$ -
						$ -
						$ -
						$ -
						$ -
						$ -
						$ -
						$ -
						$ -
						$ -
						$ -
						$ -
						$ -
						$ -
						$ -
						$ -
						$ -
						$ -
						$ -
						$ -
						$ -
						$ -
						$ -
						$ -
						$ -
						$ -
						$ -

Projected Participation per Quarter ►►	$ -	$ -	$ -	$ -	
MBE	$ -	$ -	$ -	$ -	$ -
WBE	$ -	$ -	$ -	$ -	$ -
WBE	$ -	$ -	$ -	$ -	$ -
VBE	$ -	$ -	$ -	$ -	$ -
	$ -	$ -	$ -	$ -	

APPENDIX 1
ePROCUREMENT

This is an eProcurement Bid. Bids are to be submitted through the City's "iSupplier" system, the City's eProcurement computer system for electronic bidding and providing Contractors with access to contract, ordering and payment information for their City contracts. The following provisions apply to this bid and supersede any conflicting provisions in Books 1, 2, and 3.

1. Obtaining the Bid Documents
Bidders are solely responsible for obtaining all Bid Documents, including Clarifications and Addenda. Documents may be downloaded from the Department of Procurement Service's ("DPS") website at the following URL:

http://www.cityofchicago.org/eProcurement

Click on "Current Bids."

In order to receive notice of clarifications and addenda, Bidders must be registered for and log-in to iSupplier, search for the solicitation number, open the solicitation for review, and accept the disclaimer. This will sign Bidders up for notifications.

Bid Document Holders are listed on the Bid & Bond Room Opportunity Take Out List. The Opportunity Take Out List is public information and is posted to the DPS web site at www.cityofchicago.org/TOL. To find Opportunity Take Out lists go to "Get Started Online," click "Opportunities" and search by the specification number.

2. Clarifications and Addenda
The City will send an email notification to suppliers who have indicated intent in a Bid that an addendum or clarification has been issued. The Clarifications and Addenda incorporated into the electronic bid document available at the following URL:

https://www.cityofchicago.org/eProcurement

Suppliers that have indicated interest in a Bid will receive email notification that an addendum or clarification has been issued. There may be multiple Clarifications and Addenda. Failure to obtain Clarifications and/or Addenda, for whatever cause, will not relieve a Bidder from the obligation to bid according to and comply with any changed or additional terms and conditions contained in the Clarifications and Addenda.

Electronic Acknowledgement of Clarifications and/or Addenda is mandatory to submit an electronic Bid. Any harm to the bidder resulting from failure to obtain all necessary documents, for whatever cause, will not be valid grounds for a protest against award(s) made under this bid solicitation.

3. Questions Regarding the Bid Documents; Bidder Inquiry Deadline
All inquiries regarding the Bid Documents or procurement process may be directed to the Procurement Specialist/Senior Procurement Specialist in iSupplier via online discussion or via email at the email address listed on the front cover of the Bid Documents.

The Bidder Inquiry Deadline is listed on the front cover of the Bid Documents under "Deadline for Questions." Inquiries received after the Bidder Inquiry Deadline will not be answered except at the discretion of the Chief Procurement Officer.

Bidders may only rely on written answers in a Clarification or in an Addendum duly issued by the Chief Procurement Officer. Bidders cannot rely on oral or informal responses; such answers will not be binding upon the City.

4. Preparation of Bids & Completion of the Bid Documents

Each Bidder must complete all of the forms listed on the Bid Submittal Checklist (with the exception of the Proposal Pages) in the Requirements section and scan and upload them as attachments to the electronic bid submission. Bidders may not change any of the Bid Documents. Any changes made by a Bidder to the Bid Documents may result in rejection of the Bid, and will not be binding upon the City.

Bidders must submit their pricing electronically by filling out bid lines in the electronic Price Schedule in the iSupplier system.

Bidders must use the Bid Execution Page that is appropriate for their form of business organization (e.g., sole proprietorship, corporation, partnership, or joint venture). The individual(s) that sign the Bid Execution Page on behalf of the Bidder, by their signature, represents and warrants to the City that such individual is authorized to execute bids and contracts on behalf of the Bidder, and that the Bidder agrees and shall be bound to all of the terms and conditions of the Bid Documents and, upon execution by the City, the Contract Documents. Signatures must be sworn before a Notary Public. The form must be printed, signed, notarized and scanned then uploaded as an attachment to the electronic bid submission.

5. Submission of Bids - Date, Time, and Place

Bids are to be submitted electronically to the Department of Procurement on the date and prior to the time stated on the Cover Page of the Bid Documents, or any addendum issued by the City to change such Bid Opening Date. No bid will be accepted after the Bid Opening Date. The time of the receipt of the bid will be determined solely by the "Time of Quote" generated by the iSupplier system.

6. Bid Deposit
5% of the Total Base Bid

When submitting an electronic bid, scan and upload a copy of your bid deposit with your submittal documents. The 1st and 2nd apparent low bidders will be required to deliver their original and properly executed bid deposit to the Bid & Bond Room within 2 business days following the Bid Opening Date.

BOOK 1
TERMS AND CONDITIONS FOR CONSTRUCTION

ARTERIAL STREET RESURFACING
FAR SOUTH AREA – PROJECT NO. 94

C.D.O.T. PROJECT NO.:	B-7-176
SPECIFICATION NO.:	1204790
F.A. PROJECT NO.:	XSSJ(274)
STATE JOB NO.:	C-88-012-20
CITY SECTION NO.:	17-B7176-00-RS

CITY OF CHICAGO

LORI E. LIGHTFOOT
MAYOR

DEPARTMENT OF TRANSPORTATION

GIA BIAGI
Commissioner – Department of Transportation
Suite 1100, 2 North LaSalle Street
Chicago, Illinois 60602-2570

DANIEL BURKE, P.E., S.E.
Managing Deputy Commissioner – Division of Engineering

Issued by the
DEPARTMENT OF PROCUREMENT SERVICES

Federal Funding - FHWA

Document Printed May 2021

May 2017
(The City may from time to time revise these terms and conditions.)

TABLE OF CONTENTS

I. GENERAL PROVISIONS 1

- **A.** ACRONYMS 1
- **B.** DEFINITIONS 1
- **C.** USAGE AND CONTRACT INTERPRETATION 4
- **D.** SEVERABILITY 5
- **E.** ESTIMATES OF QUANTITIES 5
- **F.** ORDER OF PRECEDENCE OF COMPONENT CONTRACT PARTS 5
- **G.** ENTIRE AGREEMENT 6

II. PROJECT ORGANIZATION 6

- **A.** THE COMMISSIONER 6
- **B.** THE CHIEF PROCUREMENT OFFICER 7
- **C.** CONTRACTOR 7

III. CONTRACTOR'S OBLIGATIONS 7

- **A.** CONTRACTOR 7
- **B.** SUBCONTRACTORS 9
- **C.** SITE CONDITIONS AND INSPECTION 10
- **D.** CLEANING UP 11
- **E.** CONTRACTOR'S WARRANTIES AND REPRESENTATIONS 12

IV. PROPERTY 14

- **A.** OWNERSHIP OF PROPERTY 14
- **B.** OWNERSHIP OF DETAILED SPECIFICATIONS AND OTHER CONTRACT DOCUMENTS 14
- **C.** RIGHT OF ENTRY 15
- **D.** DAMAGE TO CITY PROPERTY 16
- **E.** RIGHT TO OCCUPY BEFORE SUBSTANTIAL COMPLETION 16
- **F.** FINAL COMPLETION AND ACCEPTANCE OF THE WORK 16

V. SHOP DRAWINGS, PRODUCT DATA, RECORDS AND SAMPLES 18

- **A.** CONTRACTOR'S RESPONSIBILITIES AND SUBMITTAL PROCEDURES 18
- **B.** REVIEW BY THE COMMISSIONER 20
- **C.** SOURCE OF MATERIALS 21
- **D.** RECORD DOCUMENTS 22
- **E.** RECORD DRAWINGS 22
- **F.** RECORD SHOP DRAWINGS AND PRODUCT DATA 22
- **G.** CONSTRUCTION PROGRESS PHOTOGRAPHS 23
- **H.** INSTRUCTIONS, PARTS LIST AND OPERATION AND MAINTENANCE MANUALS 23
- **I.** ADJUSTMENT OF EQUIPMENT 24
- **J.** PROJECT ACCOUNT RECORDS 24

VI. ASSIGNMENT 26

- **A.** ASSIGNMENT OF CONTRACT BY CONTRACTOR 26
- **B.** ASSIGNMENT OF FUNDS OR CLAIMS BY CONTRACTOR 26

C. ASSIGNMENT OF CONTRACT BY CITY 26
D. ASSIGNS 26
E. REQUESTS TO SUBCONTRACT 26

VII. QUALITY OF WORKMANSHIP, EQUIPMENT AND MATERIALS 26

A. STANDARD OF PERFORMANCE 26
B. CORRECTION OF WORK 27
C. MATERIALS AND EQUIPMENT 27
D. SUBSTITUTION OF MATERIALS 28
E. WARRANTIES 29

VIII. PERSONNEL 30

A. COMPETENCY OF WORKERS 30
B. SUPERVISION AND SUPERINTENDENCE 31
C. CONTRACTOR'S PROJECT PERSONNEL 31
D. KEY PERSONNEL 31
E. DAVIS-BACON PREVAILING WAGES 31
F. COPELAND "ANTI-KICKBACK" ACT 32
G. MINIMUM WAGE, MAYORAL EXECUTIVE ORDER 2014-1 32
H. "LIVING WAGE" 33
I. WORKING HOURS IN CITY CONTRACTS 34

IX. PERMITS AND LICENSES 34

A. CONTRACTOR OBTAINS PERMITS 34
B. CONTRACTOR PAYS PERMIT FEES 35
C. OCCUPANCY PLACARD AND FEES 35

X. COORDINATION WITH OTHER CITY DEPARTMENTS 35

A. WATER SYSTEM WORK AND USAGE 35
B. SEWER SYSTEM WORK 35
C. PARKING METER REMOVAL AND REPLACEMENT 36
D. TRAFFIC AND PARKING SIGN REMOVAL AND REPLACEMENT 36
E. TREES 37
F. DEMOLITION 37

XI. SCHEDULE 37

A. TIME 37
B. PROGRESS SCHEDULE 38
C. CONSTRUCTION OPERATIONS PLAN 38
D. CRITICAL PATH METHOD ("CPM") SCHEDULE 39
E. RECOVERY SCHEDULE 42
F. TIME FOR COMPLETING PUNCH LIST 43
G. NO DAMAGES FOR DELAY; EXTENSIONS OF TIME 43
H. SUSPENSION OF WORK 45
I. LIQUIDATED DAMAGES 45

XII. MEETINGS 46

A. PRE-CONSTRUCTION MEETING 46
B. WEEKLY REVIEW MEETINGS 46
C. MONTHLY REVIEW MEETINGS 46

XIII. PAYMENTS....47

A. CONTRACT PRICE....47
B. PROCEDURE FOR MONTHLY PAYMENT REQUESTS AND FINAL PAYMENT....47
C. PAYMENT FOR STORED MATERIAL....49
D. RETAINAGE....50
E. PAYMENTS WITHHELD....50
F. PROMPT PAYMENT TO SUBCONTRACTORS....52
G. PAYMENT FOR CHANGES....55
H. NIGHT, SUNDAY AND HOLIDAY WORK....61
I. ACCELERATION....61
J. PAYROLL CANVASS REPORTS....61
K. ELECTRONIC ORDERING AND INVOICES....61

XIV. CHANGES IN THE WORK....62

A. CITY'S RIGHT TO CHANGE WORK....62
B. CONTRACTOR'S REQUEST....62
C. CONTRACT MODIFICATION....62
D. CONTRACTOR'S RELEASE....62
E. PERFORMANCE OF CHANGED WORK....62
F. CHANGE CLAIMS AND DISPUTES....63

XV. TESTING & INSPECTION....63

A. MATERIAL, INSPECTION AND RESPONSIBILITY....63
B. INSPECTION OF THE WORK....63
C. MATERIALS AND EQUIPMENT TESTING AND INSPECTION....64
D. TESTING LABORATORY LABELS....65

XVI. CONTRACTOR PRACTICES AT SITE....65

A. COOPERATION AMONG CONTRACTORS....65
B. PROTECTION OF PERSONS AND PROPERTY....66
C. PROTECTION OF STREETS, ALLEYS AND PUBLIC GROUNDS....69
D. PROTECTION OF EXISTING TREES IN THE RIGHT OF WAY....69
E. CARE OF EXISTING STRUCTURES AND PROPERTY....71
F. PRECAUTIONS AND SAFETY....75
G. HEALTH, SAFETY AND SANITATION....76
H. HAZARDOUS OPERATIONS AND SECURITY....78
I. SERVICES AND USE OF SITE....79
J. REPORTS AND PLANS....82

XVII. STANDARD SPECIFICATIONS....82

A. CONCRETING IN FREEZING WEATHER....82
B. PROTECTION OF RAILROAD TRAFFIC AND PROPERTY....82

XVIII. ENVIRONMENTAL REQUIREMENTS....83

A. COMPLIANCE WITH ENVIRONMENTAL LAWS....83
B. ENVIRONMENTAL PERMITS....83
C. DISPOSAL OF MATERIALS, CONSTRUCTION DEBRIS, SOIL AND WASTE....84
D. EQUIPMENT AND ENVIRONMENTAL CONTROL DURING TRANSPORT....85
E. ENVIRONMENTAL CONTROL....85
F. OPEN DUMPING PROHIBITED....85

G. ENVIRONMENTAL PROTECTION 86
H. CLEAN DIESEL FLEET (SECTION 2-92-595 OF THE CHICAGO MUNICIPAL CODE) 87

XIX. INSURANCE, INDEMNITY AND BONDS 88

A. INDEMNITY 88
B. CONTRIBUTION 89
C. ADMIRALTY 89
D. PERFORMANCE AND PAYMENT BONDS 90
E. INSURANCE 90

XX. CLAIMS AND DISPUTES 91

A. GENERAL 91
B. CLAIMS 91
C. DISPUTES 92

XXI. EVENTS OF DEFAULT AND TERMINATION 92

A. CHIEF PROCUREMENT OFFICER'S RIGHT 92
B. EVENTS OF DEFAULT 92
C. REMEDIES 93
D. NONEXCLUSIVITY OF REMEDIES 95
E. ADJUDICATION OF TERMINATION 95
F. EARLY TERMINATION 95
G. NON-APPROPRIATION 96

XXII. COMPLIANCE WITH ALL LAWS 96

A. CONTRACTOR MUST COMPLY WITH ALL LAWS 96
B. CIVIL RIGHTS ACT OF 1964, TITLE VI, COMPLIANCE WITH NONDISCRIMINATION REQUIREMENTS 97
C. BUSINESS RELATIONSHIPS WITH ELECTED OFFICIALS 101
D. INSPECTOR GENERAL AND LEGISLATIVE INSPECTOR GENERAL 101
E. GOVERNMENTAL ETHICS ORDINANCE 101
F. FALSE STATEMENTS 102
G. AMERICANS WITH DISABILITIES ACT 102
H. PROHIBITION ON CERTAIN CONTRIBUTIONS – MAYORAL EXECUTIVE ORDER 2011-4 102
I. LICENSING OF GENERAL CONTRACTORS 103
J. BUY AMERICA 103
K. STEEL PRODUCTS 104
L. NO WASTE DISPOSAL IN PUBLIC WAY MCC 11-4-1600(E) 104
M. DEEMED INCLUSION 105
N. FIRMS OWNED OR OPERATED BY PEOPLE WITH DISABILITIES 105
O. 2014 CITY HIRING PLAN PROHIBITIONS 105
P. DUTY TO REPORT CORRUPT ACTIVITY 106
Q. EQUAL PAY 106
R. ECONOMIC DISCLOSURE STATEMENT AND AFFIDAVIT AND APPENDIX A ("EDS") 106
S. WHEEL TAX (CITY STICKER) 108
T. EDS UPDATE OBLIGATION 108
U. ELECTRONIC MAIL COMMUNICATION 108

XXIII. MISCELLANEOUS 108

A. COUNTERPARTS 108
B. MODIFICATIONS 108

C. NO WAIVER OF LEGAL RIGHTS 108
D. CONTRACTOR'S GOVERNING LAW 109
E. CONSENT TO SERVICE OF PROCESS AND JURISDICTION 109
F. CONTRACTOR COOPERATION 110
G. JOINT AND SEVERAL LIABILITY 110
H. NO THIRD PARTY BENEFICIARIES 110
I. NOTICES 110
J. AUTHORITY 110
K. SOFTWARE LICENSE AGREEMENTS 111
L. TITLE VI SOLICITATION NOTICE 111

XXIV. NOTICE OF REQUIREMENTS FOR AFFIRMATIVE ACTION TO ENSURE EQUAL EMPLOYMENT OPPORTUNITY (EXECUTIVE ORDER 11246) 112

XXV. EQUAL EMPLOYMENT OPPORTUNITY 113

XXVI. OTHER FEDERAL PROVISIONS 113

XXVII. STANDARD FEDERAL EQUAL EMPLOYMENT OPPORTUNITY CONSTRUCTION CONTRACT SPECIFICATIONS (EXECUTIVE ORDER 11246) 116

XXVIII. SPECIAL CONDITIONS REGARDING DISADVANTAGED BUSINESS ENTERPRISE COMMITMENT 122

1.1. POLICY AND TERMS 123
1.1.1. Contract-Specific DBE Participation Goal 123
1.1.2. DBE Financial Institutions 124
1.1.3. DBE Participation Goals for Contract Modifications 124
1.2. DEFINITIONS AND USAGE 125
1.3. THIRD PARTY CHALLENGES TO ELIGIBILITY OF DBE FIRM 125
1.4. JOINT VENTURES 126
1.5. COUNTING DBE PARTICIPATION TOWARD THE CONTRACT DBE PARTICIPATION GOAL 127
1.6. PROCEDURE TO DETERMINE BID/PROPOSAL COMPLIANCE 129
1.6.1. Schedule B: Affidavit of DBE/Non-DBE Joint Venture 129
1.6.2. Schedule C, C-1 or C-3: Letter of Intent to Perform as a Subcontractor, Consultant, Subconsultant or Material Supplier 129
1.6.3. Schedule D, D-1 or D-3: Affidavit of Prime Contractor Regarding DBEs 129
1.6.4. Schedule F: Report of Subcontractor Solicitations 130
1.6.5. Letters of Certification 130
1.6.6. Procedure 130
1.7. GOOD FAITH EFFORTS 131
1.7.1. Demonstration of Good Faith Efforts 131
1.7.2. Documentation of Good Faith Efforts 132
1.8. REPORTING 134
1.9. REQUIRED ASSURANCE 135
1.10. DBE SUBSTITUTIONS 135
1.11. NON-COMPLIANCE 137
1.12. ARBITRATION (FAA FUNDED CONTRACTS) 137
1.13. PRIME CONTRACTOR ASSISTANCE 138
1.14. RECORD KEEPING 138
1.15. DBE FINANCIAL INSTITUTIONS 139
1.16. ASSISTANCE AGENCIES 139

1.17. EQUAL EMPLOYMENT OPPORTUNITY 139

XXIX. FHWA-FORM 1273 140

I. GENERAL PROVISIONS

A. Acronyms

"ACI" - American Concrete Institute

"AED" - Associated Equipment Distributors

"AISC" - American Institute of Steel Construction.

"ANSI" - American National Standards Institute.

"ASME" - American Society of Mechanical Engineers.

"ASTM" - American Society for Testing and Materials

"CPM" - Critical Path Method (See XI, Schedule)

"CPO" - Chief Procurement Officer

"CTA" - Chicago Transit Authority

"EDS" - See Section XXII.R.

"IDOT" - Illinois Department of Transportation

"NFPA" - National Fire Protection Association

"OSHA" - U.S. Occupational Safety and Health Administration

"SSRBC" - IDOT Standard Specifications for Road and Bridge Construction issued by IDOT, as amended from time to time. See: http://www.idot.illinois.gov/doing-business/procurements/engineering-architectural-professional-services/Consultants-Resources/index

B. Definitions

1. "Architect/Engineer" means the person designated by the Commissioner to provide the Contract drawings and Detailed Specifications for the Work you are to perform.
2. "Business Days" means Monday through Friday, unless an officially designated City holiday falls on one of those days. By contrast, see "Day" and "Working Day."
3. "Chief Procurement Officer" means the Chief Procurement Officer for the City of Chicago, and any representative duly authorized in writing to act on his/her behalf.
4. "City" means the City of Chicago, a municipal corporation and home rule unit of government existing under the Constitution of the State of Illinois.
5. "Commissioner" means the head of the Department and any designee duly authorized in writing to act on his/her behalf. See also "Department."
6. "Comptroller" means City Comptroller or his designated representative.
7. "Consultant(s)" refers to the person, firm or corporation awarded a contract by the City to provide professional architectural or engineering design services or construction supervision for the Project.
8. "Contract" means this Contract, including your bid proposal (as accepted by the City), the City's bid specification, which includes Books 1, 2, and 3, plans and drawings, addenda, all exhibits and schedules that are attached to it and documents incorporated in it by reference; fully executed performance and payments bond(s); and all

amendments, modifications, or revisions made from time to time in accordance with its terms.

9. "Contract Completion Date" is the date, determined by the Commissioner, on which the Project is to reach Substantial Completion. The Contract Completion Date will be determined based on the duration for the Project set by the Contract as adjusted by any Contract modifications that extend or reduce the duration of the Project.
10. “Contract Modification” means a written modification of the terms and conditions of this Contract, signed by you, the Chief Procurement Officer, the Mayor and the Comptroller.
11. “Contractor” or “you” means the person who is awarded the Contract.
12. “Contract Price” is defined in Section XIII.A.
13. “Contract Time” is the duration of the Work from when the Work is required to begin until the scheduled date for Substantial Completion, including approved time extensions. See “Substantial Completion.”
14. “Corporation Counsel” means the head of the City’s Department of Law and any Assistant Corporation Counsel duly authorized to act on the Corporation Counsel’s behalf.
15. “Day” means calendar day.
16. “Daytime Work” means work performed between the hours of 6:00 a.m. to 6:00 p.m.
17. “Department” means the City Department identified on the cover of this Contract.
18. “Detailed Specifications” means the written requirements for materials and equipment to be used in the Work, including any plans or drawings, and standards of performance for the Work, which are set forth in Book 3 or incorporated by reference.
19. “Environmental Laws” means all applicable Federal, State, and local laws, ordinances, rules, regulations, and executive orders pertaining to environmental matters.
20. “Equipment” means all machinery and equipment, together with the necessary supplies for upkeep and maintenance, and all tools and apparatus necessary for the proper and acceptable completion of the Work.
21. “Field Order” means the written order to you, signed by the Commissioner, unilaterally directing changes in the Work or the Contract Time, or directing you to take corrective action and to adhere to Contract.
22. "Final Completion and Acceptance of the Work " means the last date on which all of the following events have occurred: (i) the Commissioner has determined that all Punch List Work and any other remaining Work have been completed in accordance with the Contract; (ii) final inspections have been completed and operations systems and equipment testing have been completed; (iii) final occupancy certifications have been issued; (iv) all deliverables have been provided to the Commissioner; and (v) all contractual requirements for final payment have been completed.
23. “Hazardous Materials” means asbestos and asbestos-containing materials, polychlorinated biphenyls (PCBs), oil or any other petroleum products, natural gas, special nuclear materials, and by-product materials regulated under the Atomic Energy

Act (42 U.S.C. Sec. 2014, et seq.), pesticides under the Federal Insecticide, Fungicide and Rodenticide Act (7 U.S.C. Sec. 136, *et seq.*) and any hazardous waste, toxic substance or related material, including any substance defined or treated as "hazardous waste," “special waste,” or "toxic substance" (or comparable term) in any Environmental Law.

24. “Include” (in all of its forms) means “include without limitation” unless the context clearly indicates otherwise.
25. “Management Consultant” or “Program Manager” means the organization or entity, if any, that the City has retained to oversee the planning, design, and construction of the Project.
26. “Municipal Code” means the Municipal Code of Chicago.
27. "Night Work" means work performed between the hours of 6:00 p.m. and 6:00 a.m. unless otherwise defined in the plans.
28. “Notice to Bidders” means the Advertisement for Bids, the official notice inviting bids for the proposed Work to be done under this Contract.
29. “Notice to Proceed” means written authorization from the Commissioner for you to commence the Work on a specified date.
30. “Product Data” are illustrations, standard schedules, performance charts, instructions, descriptive literature, catalogs and brochures, performance and test data, test certifications, diagrams and other information furnished by you to illustrate a material, product or system for some portion of the Work.
31. “Project” means, collectively, the improvements you are to construct in accordance with the Contract.
32. “Provide” means furnish and install, unless otherwise specified in this Contract.
33. “Punch List” or “Punch List work” means minor adjustments, repairs or deficiencies in the Work, as determined by the Commissioner in his or her sole discretion.
34. “Record Documents” are all documents pertaining to the completed Work and the Project that the Contract requires you to provide to the City, including Record Drawings, Record Shop Drawings, product data, instructions, parts list, certified payrolls and operations and maintenance manuals.
35. “Record Drawings” means drawings reflecting the final built Project configuration, including approved modifications.
36. “Samples” mean physical examples that illustrate materials, equipment or workmanship. Samples include materials, fabricated items, equipment, devices, appliances, or parts of them, as called for in the Detailed Specifications and any other Samples that may be required by the Commissioner to determine whether the kind, quality, construction, workmanship, finish, color and other characteristics of the materials proposed by you conform to the required characteristics.
37. “Shop Drawings” means drawings, diagrams, schedules and other data specially prepared for the Work by you or any Subcontractor, manufacturer, supplier or distributor

to illustrate some portion of the Work. Shop Drawings include: fabrication, erection, layout and setting drawings; manufacturer's standard drawings; schedules; wiring and control diagrams; and other drawings pertaining to materials, equipment and systems and methods of construction that may be required to show that the materials, equipment or system conform to the Contract requirements. Shop drawings must establish the actual detail of all manufactured and fabricated items and indicate the proper relation to the adjoining Work.

38. “Special Wastes” means those substances as defined in the Illinois Environmental Protection Act, 415 ILCS 5/3.45, and further defined in Section 809.103 of 35 Illinois Administrative Code, Subtitle G, Ch. 1.
39. “Standard Specifications” means the SSRBC.
40. “State” means the State of Illinois.
41. “Subcontractor” means any person or entity with whom you contract to provide any part of the Work, and all subcontractors of any tier, including suppliers and material persons, whether or not in privity with you.
42. “Submittal” means Schedule, Shop Drawings, Product Data or Samples and other items that the Contract may require you to submit to the Commissioner.
43. “Substantial Completion Date” is the date upon which you have met the requirements for Substantial Completion in the opinion of the Commissioner.
44. “Substantial Completion of the Project” or “Substantial Completion” means that, in the opinion of the Commissioner, you have completed all Work in accordance with the Contract, except for Punch List Work, and the City is able to occupy and use the Project for the purpose intended.
45. “Work” means all labor, materials, equipment, deliverables, and other incidentals to be provided by you under this Contract that are necessary or convenient to the successful completion of this Project and that are required by, incidental or collateral to the Contract.
46. "Working Day" has the same meaning as in the SSRBC.
47. “You” means “Contractor.” See above.

C. Usage and Contract Interpretation

1. Unless a contrary meaning is specifically noted elsewhere, words such as, “as required,” “as directed,” “as permitted,” and similar words mean that requirements, directions of, and permission of the Commissioner are intended. The words “approved,” “acceptable,” “satisfactory,” or words of like import, mean “approved by,” “acceptable to,” or “satisfactory to” the Commissioner. The words “necessary,” “proper,” or words of like import as used regarding the extent, conduct or character of the Work specified means that Work must be conducted in a manner, to the extent, or be of character that is “necessary” or “proper” in the opinion of the Commissioner. The Commissioner’s judgment in these matters is final and you are not permitted to contest it.

2. Where the imperative form of an address is used, such as “perform the excavating,” “provide equipment required,” “remove obstructions encountered,” “furnish and install reinforcing steel bars,” etc., that address is directed to you .
3. Any headings in this Contract are for convenience of reference only and do not define or limit its terms or provisions. All article and section references, unless otherwise expressly indicated, are to sections of this Contract. Words importing persons include firms, associations, partnerships, trusts, corporations, joint ventures and other legal entities, including public bodies, as well as natural persons. Words of any gender include correlative words of other genders. Words importing the singular number include the plural and vice versa, unless the context otherwise indicates. All references to any exhibit or document include the latest version and all supplements and/or amendments to any such exhibits or documents. All references to any person or entity include any person or entity succeeding to the rights, duties, and obligations of those persons or entities in accordance with the terms and conditions of this Contract.
4. Whenever reference to a law is contained in this Contract, the reference includes any amendments to the law.

D. Severability

If any provision of this Contract is inoperative or unenforceable as applied in any particular case in any jurisdiction or jurisdictions because it conflicts with any other provision of this Contract, or of any constitution, statute, ordinance, rule of law, or public policy, or for any other reason, those circumstances will not render the provision in question inoperative or unenforceable in any other case or circumstance, or render any other provision or provisions of this Contract invalid, inoperative, or unenforceable to any extent whatever. The invalidity of any phrases, sentences, clauses, or sections contained in this Contract will not affect the remaining portions of this Contract or any part of it.

E. Estimates of Quantities

If an estimate of quantities of Work is listed in the Bid Schedule of Prices, Contractor understands that:

1. the estimate is approximate only;
2. the City does not expressly or by implication represent or warrant that the actual quantities involved will correspond to the estimate;
3. payment to you will be made only for the actual quantities furnished and installed in accordance with the terms of this Contract; and
4. the Chief Procurement Officer and the Commissioner reserve the right to jointly order, in writing, to increase, decrease or delete quantities of Work pursuant to all terms and conditions of the Contract.

F. Order of Precedence of Component Contract Parts

The order of precedence of the component contract parts is as follows:

1. Terms and Conditions;
2. Addenda if any;
3. Plans or City Drawings;
4. Detailed Specifications;
5. Standard Specifications of the City, State or Federal Government, if any;
6. Advertisement for Bids (copy of advertisement to be attached to back of cover);
7. Requirements for Bidding and Instructions to Bidders; and
8. Performance Bond, if required.

The foregoing order of precedence governs the interpretation of the Contract in all cases of conflict or inconsistency in it.

G. Entire Agreement

The Contract constitutes the entire agreement between the parties with respect to its subject matter, and no other oral or written understandings, representations, inducements, consideration, promises, or interpretations are implied or impressed upon this Contract that are not expressly addressed in it.

II. PROJECT ORGANIZATION

A. The Commissioner

For the purposes of this Contract, the Commissioner, or any successor office to the Commissioner, will represent the City in all matters relating to the performance of Contractor's Work under this Contract and will constitute the point of receipt for all deliverables required under this Contract, unless expressly specified otherwise in this Contract. The Commissioner will decide all questions that arise with regard to the administration of the Contract such as to the quality and acceptability of materials furnished, the Work performed and rate of progress of the Work. The Commissioner will determine the amount and quality of Work performed and materials furnished and their estimates. The Commissioner's estimate will be a condition precedent to Contractor's right to receive money due under the Contract, but then only if the modifications or amendments to the Contract are approved in accordance with Article XIV, “Changes in the Work."

B. The Chief Procurement Officer

The approval of the Chief Procurement Officer is required to enter this Contract and to modify it.

C. Contractor

The Work is under your charge and care until Final Completion and Acceptance of the Work, unless otherwise specified elsewhere in the Contract.

III. CONTRACTOR'S OBLIGATIONS

A. Contractor

1. Except as may be expressly provided otherwise in the Contract, Contractor is solely responsible for selecting the means, methods, techniques, sequences, and procedures used in performing the Work. The intent of the Detailed Specifications is to describe the completed Work that Contractor must provide to fulfill the requirements of the Contract. The Detailed Specifications are not intended to cover every detail of materials, parts, or activities necessary to complete the Work. Contractor must perform all activities that may be required or necessary to complete the Work in accordance with the Contract. For the Contract Price, Contractor must construct, furnish and install all materials, parts and labor necessary to complete the entire Work, whether or not the Contract particularly specifies or shows the details of Work.

2. The Work under this Contract has not been completely segregated into divisions of Work to be performed by any trade or Subcontractor. Contractor is responsible for all division of work. However, wherever any provision of any section of the specifications conflicts with any agreements or regulations of any kind at any time in force among members of any trade or craft associations, unions or councils that regulate or distinguish that work is or is not included in the work of any particular trade, Contractor must make all necessary arrangements to reconcile any such conflict without delay, damage, or cost to the City.

3. Before submission of your bid, Contractor must (i) inspect the site of the proposed Work and familiarize itself with all the site conditions that may affect its performance of the Work; and (ii) review the Detailed Specifications, plans and drawings provided with the bid documents, as required in the "Requirements for Bidding and Instructions to Bidders," in Book 2. If at any time before the bid opening Contractor discovers any errors, discrepancies or omissions in the Contract or any discrepancy between the Contract and the physical conditions at the site or in any drawings that may be provided later, Contractor must notify the Chief Procurement Officer immediately, in writing for an interpretation through an Addendum.

4. This written request must be received by the Chief Procurement Officer no later than 10 days before bid opening, or no response will be provided. Contractor will not be allowed to take advantage of its discovery of any such error or omission or discrepancy in the Contract after the award of the Contract. Any Work done after the discovery, unless authorized by the Chief Procurement Officer, will be done at Contractor's expense.

5. Except as otherwise expressly provided in the Contract, the Contract Price includes all costs and expenses for which Contractor will be compensated in connection with the Contract, including:
   a. the costs of performing any or all of Contractor's obligations and duties under the Contract;
   b. the costs of all materials, equipment, supplies, tools, machinery, labor, supervision, management and items of any and all kinds that are or may be necessary and incidental to the full and satisfactory completion of the Work, whether or not specified or indicated in the Contract;
   c. the costs of permits, insurance, bonds and license;
   d. the costs associated with any risks Contractor assumes under the Contract;
   e. the costs associated with all warranties and guarantees;
   f. the costs of complying with the directives of the Chief Procurement Officer and/or the Commissioner;
   g. the costs of complying with all laws applicable to the Contract; and
   h. all overhead and profit.
6. No term of the Contract that further specifically indicates that Contractor must bear the costs of an item or that further specifically indicates that an item will be performed at no additional cost to the City will be construed or interpreted to in any way limit the foregoing.
7. Contractor must begin the Work on the date specified in the Notice to Proceed. In addition, upon receipt of the Notice to Proceed, Contractor must assign and maintain during the term of the Contract and any extension of it, an adequate staff of competent personnel who are fully equipped, licensed as appropriate, available as needed, and qualified to perform the Work. Contractor must include among its staff such personnel and positions as the Contract may require.
8. If, in the reasonable opinion of the Commissioner, the performance of personnel assigned to the Work is at an unacceptable level, or does not comply with the provisions of Section VIII.A, “Competency of Workers,” those personnel must cease to be assigned to this Work and must return to Contractor. Contractor must then furnish to the Commissioner the name of a substitute person or persons in accordance with Section III.A.6. Absence of sufficient qualified personnel for the Work constitutes an event of default.
9. Contractor must supervise and direct the Work competently and efficiently, devoting such attention and applying such skills and expertise as may be necessary to perform the Work in accordance with the Contract. Contractor is responsible for providing a finished Project that complies fully with the Contract.
10. Risk of Loss. The Work is under Contractor's charge and care until Final Completion and Acceptance of the Work by the Commissioner, unless otherwise specified in the Contract. Contractor assumes all responsibility for injury or damage to the Work by action of the elements, fire or any other causes whatsoever, including injury or damage

arising from the execution or non-execution of the Work. Contractor must rebuild, repair, restore and make good, at no additional cost to the City, all injuries or damages to any portion of Contractor's Work before Final Completion and Acceptance of the Work.

11. When the City furnishes equipment or materials to Contractor for use or inclusion in the Work, Contractor must safeguard all such equipment and materials as Contractor would equipment and materials that Contractor furnished.

12. The Work will not be considered to be completed and accepted until Contractor receives written notice from the Commissioner confirming the Final Completion and Acceptance of the Work.

13. If Contractor has any questions or concerns with respect to the Detailed Specifications or Contract drawings, Contractor must raise them with the Commissioner.

14. Except as specified below, Contractor must perform with its own organization and forces not less than 50% of the total amount of Work that is performed at the Project site, computed on the basis of cost. Contractor must require each Subcontractor to become familiar with all provisions of the Contract documents that may affect Subcontractor's work.

B. Subcontractors

1. All rights and obligations under this Contract are by and between the City and Contractor. Except as may otherwise be provided in the Contract, there is no privity between Subcontractors and the City. Subcontractors have no rights as third-party beneficiaries under this Contract except as may be provided in Article XXVIII. Contractor must implement such measures as may be necessary to ensure that its Subcontractors are bound by all applicable provisions of the Contract.

    a. All Subcontractors are subject to the approval of the Chief Procurement Officer. Contractor must not substitute a Subcontractor previously accepted by the Chief Procurement Officer unless the substitution is acceptable to the Chief Procurement Officer. All requests to subcontract must be submitted on a form approved by the Chief Procurement Officer.

    b. Contractor is responsible in all aspects and at all times for all Subcontractor Work.

2. Except as required under Article XXVIII, Contractor must upon request furnish the Chief Procurement Officer with one copy of each written subcontract and subsequent modifications signed by Contractor and the Subcontractor evidencing the agreement. All subcontracts must be in writing. All subcontracts must require that (i) all Contractor's Subcontractors's Work be performed in strict accordance with this Contract: and (ii) the Subcontractor is bound by and subject to the requirements of this Contract, whether or not a particular provision specifically mentions Subcontractors. Subcontracts may contain different provisions than are provided in this Contract with respect to payments, schedules, and matters not affecting the quality or timely completion of the Work under this Contract, but only if the City's rights are not thereby prejudiced and they are in accordance with any requirements of the funding federal agency, if applicable. Contractor must require each Subcontractor to enter into similar subcontracts with its Subcontractors. Contractor must make available to each Subcontractor, before the

execution of the subcontract, copies of this Contract, to which the Subcontractor will be bound pursuant to the requirements of this Section III.B.4.

If a subcontract provided to the City does not comply with these requirements, the City's failure to object is not a waiver of them, and you will remain liable to the City for all damages, costs, fines, losses and claims arising out of the non-compliance.

3. In the case of Work performed by Subcontractors, Contractor must secure warranties from the Subcontractors addressed to and in favor of the City; deliver copies of them to the City upon completion of the Subcontractors' Work and; guarantee and assume full responsibility for the performance of any repair or replacement Work that may be required for the full period of the warranties provided. However, the delivery of the warranties will not relieve you from any obligations assumed under this Contract.

4. Contractor hereby collaterally assigns any or all subcontracts to the City, effective upon the City's exercise, it its sole discretion, of its right to assume such assignment as a remedy for Contractor's default or in the event of early termination. The Contractor must require each of your Subcontractors (including materialmen) to consent to a collateral assignment to the City of their respective subcontract with the Contractor. The Contractor's subcontracts must include language stating:

   Contractor has collaterally assigned this subcontract to the City of Chicago, effective upon written assumption of such assignment by the City in the event of Contractor's default or early termination of Contractor's contract with the City. Subcontractor hereby consents to such assignment and assumption. Subcontractor acknowledges and agrees that, in the event of such an assignment and assumption, the City will have no liability to Subcontractor for work performed by Subcontractor prior to the effective date of the assignment and assumption and that Subcontractor shall look solely to Contractor for any compensation or other obligations arising under the subcontract prior to such date.

5. The City encourages Contractors to use Subcontractors that are firms owned or operated by individuals with disabilities, as defined by § 2-92-586 of the Municipal Code, where not otherwise prohibited by Federal or State law.

6. Compliance with Multi-Project Labor Agreement (PLA). The City has entered into the PLA with various trades regarding projects as described in the PLA, which is hereby incorporated by reference. A copy of the PLA, with appendices, may be found on the City's website at http://www.cityofchicago.org/PLA. Contractor acknowledges familiarity with the requirements of the PLA and its applicability to any work under this agreement, and shall comply in all respects with the PLA.

C. Site Conditions and Inspection

1. Surveys, soil borings, geotechnical information, data, plans or other materials generally describing the unimproved land or existing structures at the site may be provided to you by the City. Such information is not warranted by the City to be accurate. You are not entitled to rely on it. In signing this Contract you are acknowledging that when such information appears in Contract documents, prepared by the City or its Consultants, the

City and its Consultants have not verified the information. Site plans do not constitute any representation by the City to you of site boundaries or characteristics.

2. You must take field measurements, verify field conditions and carefully compare those field measurements and conditions and any other information known to you with the Contract documents before commencing the Work. No allowance will be made to you for any extra labor and/or materials required due to site conditions or discrepancies that might have been discovered by a thorough and proper inspection of the site. If land surveying Work is required under this Contract, you must have the Work performed by a land surveyor that is licensed as such by the State of Illinois.
3. If conditions are encountered at the site which are (i) subsurface or otherwise unknown or concealed physical conditions which differ materially from those indicated in the Contract; or (ii) pre-existing unknown physical conditions of an unusual nature, which differ materially from those ordinarily found to exist and generally recognized as inherent in activities of the character provided for in the Contract, including the presence of unanticipated Hazardous Materials, then you must provide immediate written notice to the Commissioner before proceeding with the work or disturbing those areas.
4. If the conditions differ materially from those indicated in the Contract, and cause a material increase or decrease in your cost or time required for the performance of any part of the Work, an equitable adjustment in the Contract Price or Contract Time, or both, will be made under Article XIV, “Changes in the Work.”
5. You must keep on hand at the Work site, for reference, a complete set of Contract documents for the Work, copies of all plans and shop drawings, all additional and revised plans furnished by the City and all orders issued to you by the Commissioner that relate to the Work.

D. Cleaning Up

During the construction, you must keep the Work site and adjacent premises as free from material, debris, and rubbish as is practicable and must remove them entirely and at once, if in the opinion of the Commissioner, the material, debris or rubbish constitutes a nuisance, a safety hazard, or is objectionable in any way to the public. Upon verbal and/or written notification of unacceptable work day conditions by the City, you will be responsible for immediate rededication within 48 hours of notification. Your failure to act accordingly will result in completion of remediation work by the City at your expense.

As a condition of Final Completion and Acceptance of the Work, you must remove from the Work site and adjacent premises all machinery, equipment, surplus materials, falsework, excavated and useless materials, rubbish, temporary buildings, barricades and signs, and must restore the site to the same general conditions that existed before the Work began.

You must clean off all cement streaks or drippings, paint smears or drippings, rust stains, oil, grease, dirt, and any other foreign materials deposited or accumulated on any portion of the Work, or existing work, due to your operations.

You are solely responsible for and must assume all liability associated with off-site disposal of any Hazardous Materials generated as a result of your construction activities.

E. Contractor's Warranties and Representations

You warrant and represent that:

1. You have carefully examined and analyzed the provisions and requirements of this Contract; you have inspected the Work site(s) to the extent made available by the City; from your own analysis you have satisfied yourself as to the nature and scope of work, all conditions, any obstructions and requirements needed for the preparation of your bid and the performance of this Contract, the general and local conditions, and all other matters that in any way may affect this Contract or your performance; and the time available for the examination, analysis, inspection and investigation was adequate;

2. This Contract is feasible of performance in accordance with all of its provisions and requirements and that you can and will perform, or cause to be performed, the Work in strict accordance with the provisions and requirements of this Contract;

3. Except for the contents of this Contract, no representation, statement or promise, oral or written, or of any kind whatsoever, by the City, its officials, agents, representatives or employees, has induced you to submit a bid nor have you relied upon any, including any reference to (i) the meaning, correctness, suitability or completeness of any provisions or requirements of this Contract; (ii) the nature, existence, or location of materials, structures, obstructions, utilities or conditions, surface or subsurface, that may be encountered at or on the Work site; (iii) the nature, quantity, quality or size of any materials, equipment, labor and other facilities needed for the performance of this Contract; (iv) the general conditions that may in any way affect this Contract or its performance; (v) the compensation provisions of the Contract; or (vi) any other matter;

4. You were given ample opportunity and time to review the Contract documents before submittal of your bid in order that you might request an addendum to the Contract documents that might correct or clarify them; you did so review the Contract documents, and every such correction or clarification has been included in this Contract or else, if omitted, you expressly relinquish the benefit of them and are willing to perform this Contract in its entirety without claiming reliance on any such omission or making any other claim on account of the omission;

5. This section does not limit the Contractor’s and its Subcontractors’ duty to comply with all applicable Federal, State, County and Municipal laws, statutes, ordinances and executive orders, in effect now or later, and whether or not they appear in this Contract.

6. Non-compliance with these terms and conditions may be used by the City as grounds for the termination of this Contract, and may further affect the Contractor's eligibility for future contract awards.

7. In accordance with § 11-4-1600(e) of the Municipal Code, Contractor warrants and represents that it, and to the best of its knowledge, its Subcontractors have not violated and are not in violation of the following sections of the Code (collectively, the Waste Sections):

   7-28-390 Dumping on public way;
   7-28-440 Dumping on real estate without permit;
   11-4-1410 Disposal in waters prohibited;
   11-4-1420 Ballast tank, bilge tank or other discharge;

11-4-1450 Gas manufacturing residue;
11-4-1500 Treatment and disposal of solid or liquid waste;
11-4-1530 Compliance with rules and regulations required;
11-4-1550 Operational requirements; and
11-4-1560 Screening requirements.

During the period while this Contract is executory, Contractor's or any Subcontractor's violation of the Waste Sections, whether or not relating to the performance of this Contract, constitutes a breach of and an event of default under this Contract, for which the opportunity to cure, if curable, will be granted only at the sole discretion of the Chief Procurement Officer. Such breach and default entitles the City to all remedies under the Contract, at law or in equity.

8. Contractor warrants and represents that neither Contractor nor an Affiliate, as defined below, appears on the Specially Designated Nationals List, the Denied Persons List, the Unverified List, the Entity List, or the Debarred List as maintained by the Office of Foreign Assets Control of the U.S. Department of the Treasury or by the Bureau of Industry and Security of the U.S. Department of Commerce or their successors, or on any other list of persons or entities with which the City may not do business under any applicable law, rule, regulation, order or judgment.

9. "Affiliate" means a person or entity which directly, or indirectly through one or more intermediaries, controls, is controlled by or is under common control with Contractor. A person or entity will be deemed to be controlled by another person or entity if it is controlled in any manner whatsoever that results in control in fact by that other person or entity, either acting individually or acting jointly or in concert with others, whether directly or indirectly and whether through share ownership, a trust, a contract or otherwise.

10. You understand that the City, in its acceptance of your proposal to perform the Work, materially relied upon your response to the Advertisement for Bids. The information you provided with the bid was accurate at the time it was made and no material changes in the information have occurred since then and will not be made without the express consent of the City.

11. In preparing and submitting your bid for this Contract, you have complied with and given full consideration to the following bidding requirements:

    a. You obtained for bidding purposes copies of the complete Contract as identified in the Advertisement for Bids and all addenda issued by the City and have become familiar with them and all Contract requirements and conditions described in them;

    b. You clarified to your satisfaction and complete understanding any doubt as to the true meaning and intent of all parts of the specifications and plans or other portions of the Contract documents;

    c. You have no claim for relief because of alleged mistakes or omissions in your bid, and you will be held strictly to your bid as presented.

    d. You have the capability and financial resources to perform all of the provisions and requirements of this Contract.

e. You can perform all of your obligations under this Contract in accordance with all of the Contract's provisions and requirements.

12. Contractor warrants that no member of the governing body of the City or other units of government and no other officer, employee, or agent of the City or other unit of government who exercises any functions or responsibilities in connection with the Project to which this Contract pertains, has any personal interest, direct, or indirect, in this Contract. In accordance with 41 USC § 22, no member of or delegate to the Congress of the United States will be permitted to any share or part of this Contract or to any financial benefit to arise from it, nor, under applicable laws, will any member of or delegate to the Illinois General Assembly nor any alderman of the City or City employee. Contractor warrants that its officers, directors and employees, and the officers, directors and employees of each of member if a joint venture, and subcontractors, presently have no interest and will acquire no interest, direct or indirect, in the Project that would conflict in any manner or degree with the performance of the Work under this Contract. Contractor further warrants that in the performance of this Contract, no person having any such interest will be employed.

13. Furthermore, if any federal funds are to be used to compensate or reimburse Contractor under this Contract, Contractor represents that it is in compliance with federal restrictions, and promises to remain so, including federal restrictions on lobbying set forth in § 319 of the Department of the Interior and Related Agencies Appropriations Act for Fiscal Year 1990, 31 USCS 1352, and related rules and regulations set forth at 54 Fed. Reg. 52,309 ff. (1989), as amended. If federal funds are to be used, Contractor must execute a Certification Regarding Lobbying, which is contained in the EDS attached to this Contract as an exhibit.

IV. PROPERTY

A. Ownership of Property

The City will be the owner of the Work, including any improvements, equipment and fixtures installed or constructed by Contractor, as part of the Project or for which the City has paid Contractor to store in anticipation of installation or construction. The City's title shall be free and clear of liens, claims, security interests or other encumbrances, upon the earlier of installation, payment therefore or Final Completion of the Project; provided, however, that transfer of title to the City shall not relieve Contractor of any of its responsibilities under this Contract with respect to Work in Progress. Nor will the transfer of title constitute acceptance of any portion of the work.

B. Ownership of Detailed Specifications and Other Contract Documents

1. The Detailed Specifications**,** plans and any copies of them furnished by the Commissioner are the property of the City. They are not to be used on other work. The City will provide you the number of Detailed Specifications and plans determined appropriate by the City. The City may provide you with additional copies at your request and at your cost. You are responsible for any loss or damage to the Detailed Specifications and plans while in your care and custody, and you must restore all

Detailed Specifications and plans that may be lost or damaged. Contract documents will be furnished as follows:

Contract Plans	10 Sets
Subsequent Details	10 Sets
Specifications and Contract Documents	10 Sets

2. You must obtain specifications issued by organizations other than the City to which reference is made in the City's documents at your own expense. You must also retain them at the Work site and make them accessible to the Commissioner.
3. The City is the owner of the Project. All documents, data, studies, reports, and instruments of service prepared for or by the City under this Contract are the property of the City. During the performance of your Work, you are responsible for any loss or damage to documents while in your possession or the possession of a Subcontractor and you must restore any such document so lost or damaged at your expense.

   You must deliver, or cause to be delivered, at any time during the term of this Contract, all documents, including drawings, models, specifications, estimates, reports, studies, maps, and computations, prepared by or for the City, under the terms of this Contract to the City, promptly upon reasonable demand for them or upon termination of the Work. If you fail to deliver them when required, then you must pay the City all damages the City may sustain by reason of the failure, including consequential damages.

C. Right of Entry

1. You, and any of your officers, employees, agents, and Subcontractors, are permitted to enter upon any part of the Work site owned by the City in connection with the performance of the Work under this Contract, subject to the terms and conditions contained in this Contract and those rules that may be established by the Commissioner. You must provide advance notice to the City of any such intended entry. Consent to enter upon all or any part of the Work site given by the City will not create, nor be deemed to imply the creation of, any additional responsibilities on the part of the City.
2. Inspections: You acknowledge that the City has a right of access to the Work site at all times and the right to inspect all Work during the Contract period.
3. You must use, and must cause each of your officers, employees, agents, and Subcontractors to use, the highest degree of care when entering upon property owned by the City in connection with the Work. In the case of any property owned by the City, or property owned by and leased from the City, you must comply and must cause each of your officers, employees, agents, and Subcontractors to comply, with all instructions and requirements for the use of the property, including any licenses for them, which are incorporated by reference. All claims, suits, judgments, costs, or expenses, including reasonable attorneys' fees, arising from, by reason of, or in connection with any such

entry is treated in accordance with the indemnification provisions contained in this Contract.

D. Damage to City Property

If you cause damage to City property, you must, at the sole option of the City, either: (i) pay the cost of repair of the damage; or (ii) repair or replace any property so damaged. The City has the right to a set-off against its payments to you under this Contract for the cost of any such repairs. All cost to repair or replace any property so damaged will be completed before any final payment can be made to you by the City.

E. Right to Occupy Before Substantial Completion

1. The City may occupy and use the Project or portions of it in advance of Substantial Completion of the Work. If the City desires to exercise partial occupancy and use before Substantial Completion of the Work, the Commissioner will provide written notice to you, and you must cooperate with the Commissioner in making available for the City's use such Project services as heating, ventilating, cooling, water, lighting and telephone for space or spaces to be occupied, and if the equipment required to furnish the services is not entirely completed at the time the City desires to occupy and use the space or spaces, you must make every reasonable effort to complete that Work.
2. When the Commissioner determines that the City will use all or part of the Project before Substantial Completion, the Commissioner will determine:

   a. The responsibility between the City and you for maintenance, repair, furnishing of utilities and the protection of the public (if required) for that part of the Work to be occupied;

   b. The list of items remaining to be performed before the Work or portion of it to be occupied will be substantially complete;

   c. Whether you will need any types of insurance; and

   d. The effect of the City's use before Substantial Completion on required guarantees and warranties.

F. Final Completion and Acceptance of the Work

When you deem the Work to be complete, you must notify the Commissioner, in writing, that the Work will be ready for an inspection and/or test on a date you specify. The notice must be given at least 15 calendar days in advance of the date. If the Commissioner concurs that the Work will be ready for inspection or testing on the date given, the Commissioner will make the inspection within a reasonable period of time. The scheduling of the inspection to determine whether the Work is complete does not relieve you of your responsibilities under the Contract. You must cooperate in all respects in the scheduling and performance of the inspection.

Final Completion and Acceptance of the Work will occur only after the Commissioner determines that all Work, including Punch List Work, is complete and you submit to the

Commissioner, within 180 calendar days or sooner from the Substantial Completion Date, a sworn affidavit stating the following:

1. All payrolls, invoices for materials and equipment and all other indebtedness connected with the Work for which the City might in any way be responsible have been paid or otherwise satisfied;
2. All waivers of lien required by the Contract have been provided to the Commissioner;
3. As of the date the affidavit is signed, all known claims made by Subcontractors of any tier and others against you, the City, any agents or representatives of the City pertaining to the Work required under this Contract were provided in writing to the Commissioner and have been resolved;
4. The warranties and guarantees required by the Contract have been provided to the Commissioner;
5. All warranties and guarantees are in full force and effect;
6. The surety's written consent, signed by its authorized representative, to final payment being made directly to you is attached to the affidavit;
7. Acceptance of final payment will constitute a general release to the City, its agents, representatives, officials and employees of all other claims of liability for anything done or furnished or relating to the Work or for any act or neglect of the City or its agents, representatives, officials and employees relating to or connected with this Contract;
8. Record Documents, including Record Drawings, Record Shop Drawings and operation and maintenance manuals have been provided to the Commissioner;
9. All other documents requested by the Commissioner have been provided; and
10. Wages paid and classifications for laborers and mechanics, including apprentices and trainees employed on the Project, in the following form:

FINAL CERTIFICATE

The undersigned, Contractor on _____ (Specification No: /Contract No._____) certifies that all laborers, mechanics, apprentices and trainees employed by it or by a Subcontractor performing Work under the Contract have been paid wages at rates not less than those required by the Contract provisions, and that the Work performed by each such laborer, mechanic, apprentice or trainee conformed to the classifications set forth in the Contract or training program provisions applicable to the wage rate paid.

Signature and Title

_____ _____

Name *Title*

Authorized Officer

Contractor: _____

Project: _____

V. SHOP DRAWINGS, PRODUCT DATA, RECORDS AND SAMPLES

A. Contractor's Responsibilities and Submittal Procedures

1. Shop Drawings, Product Data, Samples are part of the Work under this Contract, and if also specified, video tape and/or photographs. You must provide them at your expense to the satisfaction of the Commissioner.

2. You must submit to the Commissioner those Shop Drawings, Product Data, Samples, video tape and photographs required for the Work involved under this Contract in accordance with the Schedule.

3. The Schedule must include a schedule of proposed submittal dates. The dates listed in the Schedule must allow sufficient time for review and processing of Shop Drawings or other data by the City and your re-submittal of them, if necessary, before you will need them to complete your performance of the Work they represent under this Contract. No extensions of time will be granted to you because of your failure to have Shop Drawings, Product Data, Samples, video tape and photographs submitted in time to allow for review, re-submittal and final review. You must also submit a separate submittal schedule (in table format), in addition to the Schedule, identifying all Submittals with submittal dates to the Commissioner for review and approval.

   In preparing the Schedule, you must allow 28 days for review and 14 days for processing into and out of the office. Every reasonable effort will be made by the Commissioner to hold to the time for normal submittals.

4. You must prepare and submit proper Shop Drawings, Product Data, Samples, video tape and photographs in accordance with your contractual obligations. By submitting them, you represent that you have determined and verified all materials, field measurements, field conditions and quantities, and that you have checked and coordinated the information contained within the Submittal, including your Subcontractors' Submittals, with the requirements of the Work and of the Contract.

5. You must date and stamp all Shop Drawings, Product Data, Samples, video tape and photographs. You must also indicate on them that you have reviewed and checked them before submission and found to be in conformance with the Contract. All Submittals must be transmitted to the Commissioner. You must clearly mark each Shop Drawing, Video Tape, Product Data and Sample, in accordance with the following for purposes of identification and record:

SUBMITTAL IDENTIFICATION

Name of Project:: _____

Contract Name and Number: _____

Date of Submittal: _____

Submittal Number: _____

Re submittal of Submittal Number: _____

Identification of Deviations from Contract documents: _____

Specification Section, Page, and Paragraph No. and/or Drawing No.: _____

Type of Material and Manufacturer: _____

Intended use: _____

Applicable Standards such as ASTM numbers: _____

CHECKED AND SUBMITTED IN ACCORDANCE WITH DRAWINGS AND SPECIFICATIONS.

Contractor: _____

By: _____ *Date:* _____

6. Shop Drawings must be submitted with accurate dimensions. The Shop Drawings must represent the actual manner in which the Work is manufactured and installed, and the relation of the Work installed to that of other trades, clearances, and all other pertinent data. Cross-section drawings must indicate minimum clearances and all other pertinent data. Dimensions must be expressed in feet and inches. Designs prepared in the metric system may be submitted with metric units, but the equivalent English units must also be shown. All weights and dimensions must be certified before submission for review.
7. The Commissioner's review and acceptance of Shop Drawings in no way relieves you from responsibility for errors or omissions that may exist in the Work or on the certified Shop Drawings. Where such errors or omissions are discovered, you must correct them at no additional cost to the City. Submittals must be sufficiently complete to allow for

proper review. You must submit all Shop Drawings, Product Data, Samples, video tape and photographs to the Commissioner for review with an accompanying transmittal letter containing the above Submittal identification data and a list of items being submitted. You must coordinate Submittals into logical groups or sets to facilitate review of several related items.

8. Any Submittal that in the Commissioner's sole opinion is not complete and in proper form will be returned to you without review. You must not submit as Shop Drawings duplicates or reproductions of any Contract documents issued by the City.

9. You must provide Submittals in the following quantities unless a greater number is specified elsewhere in the Contract or is required by the Commissioner:

    a. Shop Drawings: Submit one reproducible transparency and six opaque copies of shop drawings;

    b. Product Data: Submit six copies of Product Data;

    c. Samples: Submit four samples; and

    d. Video and photographs (when required under the Contract): Submit two copies of Video and photographs.

10. Before submitting Shop Drawings, Product Data, Samples, video tape and photographs, you must notify the Commissioner in writing of any deviations in the Submittals from the requirements of the Contract. If deviations from the Contract requirements are rejected by the Commissioner or if evaluation of the deviations delays the progress of Work, any delay caused will not be compensable by a time extension.

B. Review by the Commissioner

1. Submittals will be reviewed by the Commissioner for compliance with the Contract. In reviewing them the Commissioner will not verify dimensions and field conditions. Any such review does not relieve you, your Subcontractor, manufacturer, fabricator or supplier from responsibility for any deficiency that may exist or from any departures or deviations from the requirements of the Contract, nor does it relieve you or them from responsibility for (i) errors of any sort in Shop Drawings, Samples and Product Data, (ii) responsibility for proper fitting of the Work, or (iii) the necessity of furnishing any Work required by the Contract that may not be indicated on Shop Drawings when reviewed. You are solely responsible for any quantities that may be shown on the Shop Drawings. The Commissioner's review of a specific item does not indicate approval of an assembly of which the item is a component.

2. You must not fabricate products, begin Work, order or have delivered any material, equipment or system that requires a reviewed Submittal until return of the Submittal from the Commissioner with a stamp authorizing Work and/or delivery and installation to be performed, as described in Section V.B.3, immediately below.

3. The Commissioner will return Submittals stamped as follows:

    a. "No Exceptions" means no changes need be made on the reviewed Submittal. You may proceed with the Work for that Submittal.

b. "Exceptions as Noted" indicates that the Submittal is accepted subject to the corrections and/or comments noted. You may proceed with the Work for that Submittal but only if you incorporate the Commissioner's comments, and/or corrections. Re-submittal is not required, but the corrections must be reflected in the Record Documents.

c. "Revise and Resubmit" means that the Submittal does not meet all the requirements necessary to proceed with the Work associated with the Submittal. You must resubmit in accordance with the reviewer's comments and/or corrections. Submittals marked in this manner must not be released for fabrication, delivery or construction.

4. If the Submittal requires revision, you must notify the Commissioner and all pertinent Subcontractors, in writing, that the reviewed set has been withdrawn.
5. Submittals that require revisions must be corrected and resubmitted to the Commissioner to maintain the approved CPM schedule, but in no event more than five days after receipt of the Commissioner's comments.
6. Shop Drawings: After review by the Commissioner, one reproducible stamped by the Commissioner as previously described in Section V.B.3 above will be returned to you.
7. Submission and Review of Samples: If a considerable range of color, graining, texture or other characteristics may be anticipated in finished products, you must furnish a sufficient number of Samples of the specified materials to indicate the full range of those characteristics that will be present in the finished products. Any product delivered or erected without submission and review of full-range Samples is subject to rejection. Each tag or sticker must have clear space for your stamps and those of the Commissioner. Notice of the result of the review will be provided to you with one of the stamps indicated in Section V.B.3 above. Rejected samples will be returned. Accepted samples will be retained by the Commissioner and become the property of the City. Where color samples are required to be submitted, color samples must be submitted in the actual material that will finally be installed in the Work. The various parts of the Work must be in accordance with the reviewed and approved Samples.
8. Product Data: After review by the Commissioner, two sets of Product Data stamped by the Commissioner as previously described will be returned to you.

C. Source of Materials

You must notify the Commissioner in writing as soon as possible after the Contract has been awarded, but not less than three weeks before the need for inspection and testing of the source (or sources) from which you expect to obtain the various construction materials. The source of supply of each material used must be approved by the Commissioner before delivery is commenced. If sources previously approved are found to be unacceptable at any time and fail to produce materials satisfactory to the Commissioner, you must furnish materials from other approved sources.

D. Record Documents

At Substantial Completion, you must deliver to the Commissioner, in suitable transfer cases clearly marked "Record Documents," all Record Drawings, Record Shop Drawings, warranties and guaranties, photographs, video Records (if any are required), Product Data, instructions, parts list, and operations and maintenance manuals arranged in proper order and indexed.

E. Record Drawings

1. As the Work progresses, you and the Subcontractor for each trade or division of work, under your direction must keep a complete and accurate record of the following:

    a. Changes between the Work as shown on the Contract drawings and the Shop Drawings indicating the Work as actually installed;

    b. The specific location of all infrastructure elements, including piping, valves, ductwork, equipment, driveways, catch basins, sewer lines, waterlines, water mains, and other such elements that were not accurately located or changed location or elevation from that shown on the Contract drawings; and

    c. Equipment schedules indicating manufacturers' names and model numbers installed.

2. You must record changes neatly and correctly daily on blue line prints of the Contract drawings updated daily. You must keep this record set of Contract drawings at the job site for inspection by the Commissioner. Upon completion of the Work, you must submit a final set of full-size prints to the Commissioner for review and acceptance.

3. At the time Record Drawings are delivered to the Commissioner, you and each Subcontractor must certify, in writing, that the Record Drawings are complete and accurate.

F. Record Shop Drawings and Product Data

1. As the work progresses, you must keep a complete and accurate record of the changes and deviations from the Work as shown on the Shop Drawings and Product Data indicating the Work performed. You must furnish Record Shop Drawings in a form and quantity acceptable to the Commissioner. Record Shop Drawings must be submitted for all items reviewed as Shop Drawings. Record Shop Drawings must be legibly drawn on sheets of Mylar or such other medium as directed by the Commissioner. Record Shop Drawings must be submitted on the same size sheets as the Contract Document drawings and include an index of all items.

2. You must furnish six record copies of Product Data in loose leaf binders. Loose leaf binders must be subdivided by Submittal numbers and must contain an index of all items.

G. Construction Progress Photographs

You must submit to the Commissioner construction progress photographs consisting of exterior and interior views of the Work, with the date and location of the photographs as selected and directed by the City. If requested at any time by the Commissioner, you must use digital photography, at the resolution specified by the Commissioner. You must provide three prints of each view to the Commissioner within five days of taking the photographs. If digital photography is not requested or until it is requested, then you must provide each photograph on an 8" x 10" smooth surface, glossy, black and white print, on single-weight commercial-grade stock. The 1" wide margin, which is punched for a standard 3-ring binder, will have a left-sided margin for vertical shots and a top-sided margin for horizontal shots. A label will be included on the on the front bottom margin, which will contain the project name and date that the photograph was taken. On the back of each print, you must provide an applied label or rubber stamp impression with the following information:

1. Name of the Project;
2. Name and address of the photographer;
3. Name of the Architect ;
4. Your name;
5. Date the photograph was taken;
6. Description of vantage point , in terms of location, direction (by compass point), and elevation or level of construction.
7. Notation of vantage point marked for location and direction of shot on a key plan of the site and building, with elevation (story height) noted.

The photographs must be taken monthly, coinciding with the cutoff date associated with each application for payment. From time-to-time the City may issue a request for additional photographs, in addition to the periodic photographs specified. Additional photographs are not included in the Contract Price and will be paid for by Change Order.

H. Instructions, Parts List and Operation and Maintenance Manuals

You must furnish a complete list of equipment actually installed. The list must include a copy of pertinent nameplate data, name and address of local representative who stocks or furnishes repair or replacement parts, and name, address, and telephone number of the Subcontractor responsible to you for the equipment under the guarantee. You must guarantee any such equipment with respect to the City.

You must submit suitable operating instructions for each major component of equipment and its controls. Instructions must include a schematic diagram accurately showing equipment and controls as installed. Included with each diagram must be a set of simple operating instructions stating how the system is stopped and started, what adjustments are to be made by the operator, and what to do in case of an emergency. Five copies of proposed instructions must be submitted to the Commissioner for review and acceptance. Upon acceptance, you must post applicable instructions as directed by the Commissioner.

You must submit maintenance data prepared by the manufacturer of each major component of equipment and its controls. Data must include complete parts list, itemized lists of common purchase items of materials (e.g., bearings, packing, connectors, sealing devices, and other standard items) indicated by their standard trade designation, recommended routine and inspection maintenance, including testing recommendations to evaluate efficiency of performance, lists of special tools and gauges, lubricating instructions, and recommended spare parts lists, tolerances and clearances required for maintenance, and trouble-shooting guides prepared in a simple format to indicate complaint or problem, probable cause, and remedy. You must submit five copies of the proposed maintenance data to the Commissioner for review and acceptance in accordance with Article XV.

I. Adjustment of Equipment

Before the Work is turned over to the City, you must furnish the necessary instruments, test equipment, services, and personnel required to adjust and balance each piece of equipment in order to provide a smoothly functioning, well-integrated system complying with the letter and intent of the Contract.

J. Project Account Records

1. Project Data and Records

   a. You and each Subcontractor must keep an accurate record showing the names, occupation, and the actual hourly wages paid to all laborers, workers and mechanics employed by them in connection with the Work. The record must be open at all reasonable hours to the inspection of the Commissioner and to the Director of Labor of the State of Illinois and his deputies and agents. You also must furnish the Commissioner and the Chief Procurement Officer with certified copies of the payrolls, in accordance with Section XIII.B.3.d.

   b. You must furnish to the Commissioner upon request a written statement, verified by affidavit, giving the names and addresses of all persons, firms and corporations who have up to that date furnished labor or materials in the performance of the Contract and the amounts due or to become due them.

   c. You and all Subcontractors must furnish the Commissioner with such information as the Commissioner may require relating to labor and materials, including all information necessary to determine the cost of the Work, such as the number of workers employed, their pay, the distribution of labor into Work items, equipment time distribution and any other information that the Commissioner may require. You must, on request, furnish the Commissioner with copies of delivery tickets and invoices, in triplicate, covering the expenditures on the Contract.

2. Audits

   a. You and your Subcontractors must furnish the Commissioner such information as he may request regarding the progress, execution, and cost of the Work. You must maintain complete records showing actual time devoted and costs incurred, adopting accounting procedures and practices sufficient to record properly all costs of

whatever nature claimed to have been incurred and anticipated to be incurred for or in connection with the Work. This system of accounting must accord with generally accepted accounting principles and practices, consistently applied throughout. You must maintain its books, records, documents and other such evidence for five years after final payment.

b. All books and accounts you and your Subcontractors are required to keep in connection with the Work under this Contract must be open to inspection and audit by authorized representatives of the City at reasonable times during the performance of the Work, and they must be retained in a safe place and available for inspection and audit during the five-year period after final payment, as provided above. No provision in this Contract granting the City a right of access to records and documents is intended to impair, limit, or affect any right of access to such records and documents that the City would have had in the absence of such provisions.

c. If the City, in its sole discretion, chooses to conduct an audit either during the performance of the Work or in the five-year period after final payment, each audited calendar year or partial calendar year is considered an "audited period." If, as a result of such an audit, it is determined that you or any of your Subcontractors have overcharged the City in the audited period, the City will notify you. You must then promptly reimburse the City for any amounts the City has paid you due to the overcharges and also some or all of the cost of the audit, as follows:

   (i) If the audit has revealed overcharges to the City representing less than 5% of the total value, based on the Contract Prices, of the goods, work, or services provided in the audited period, then you must reimburse the City for 50% of the cost of the audit and 50% of the cost of each subsequent audit that the City conducts;

   (ii) If, however, the audit has revealed overcharges to the City representing 5% or more of the total value, based on the Contract Prices, of the goods, work, or services provided in the audited period, then you must reimburse the City for the full cost of the audit and of each subsequent audit.

d. Your failure to reimburse the City in accordance with V.J.2.c above is an event of default under this Contract, and you will be liable for all of the City's cost of collection, including any court cost and attorneys' fees.

3. Confidentiality

All of the reports, information, or data, prepared or assembled by or provided to you under this Contract are confidential and except as specifically authorized in this Contract or as may be required by law, you must not make available the reports, information, or data, to any other individual or organization, without the prior approval of the Commissioner. This requirement will survive expiration or termination of this Contract.

4. Electronic Records

Upon request by the Commissioner, Contractor shall provide the City electronic versions of any hard-copy record documents that the Contractor is required to prepare by the Contract.

VI. ASSIGNMENT

A. Assignment of Contract by Contractor

You must not assign the Contract, in whole or in part, without the prior written consent of the Chief Procurement Officer. The consent of the Chief Procurement Officer will not relieve you from any obligations under this Contract, or in any other way change the terms of this Contract.

B. Assignment of Funds or Claims by Contractor

You must not transfer, pledge or assign any Contract funds or claims due or to become due without the prior written consent of the Chief Procurement Officer. The transfer, pledge or assignment of any Contract funds, either in whole or in part, or any interest in the Contract funds, that are due or to become due to you, without the prior written consent of the Chief Procurement Officer, is void with respect to the City.

C. Assignment of Contract by City

The City reserves the right to assign or otherwise transfer all or any part of its interests under this Contract without your consent or approval.

D. Assigns

All of the terms and conditions of this Contract are binding upon and inure to the benefit of the parties to it and their respective legal representatives, successors, transferees, and assigns.

E. Requests to Subcontract

All requests to subcontract must be accompanied by three copies of a written subcontract agreement that sets forth the scope of services to be subcontracted, the lump sum or unit price for the services and the signature of the subcontracting parties. Proposed Subcontractors must not commence Work on any portion of the Project without prior written approval by the Chief Procurement Officer.

VII. QUALITY OF WORKMANSHIP, EQUIPMENT AND MATERIALS

A. Standard of Performance

In addition to performing the Work in full compliance with the Contract you must perform, or cause to be performed, all Work required of you under the terms and conditions of this Contract with that degree of skill, care, and diligence normally exercised by qualified and experienced contractors in performing work in projects of a scope and magnitude comparable to the Work.

B. Correction of Work

1. You must, upon discovery of any defective or non-conforming Work, or when directed in writing by the Commissioner, promptly re-perform, correct or remove all Work identified to be defective or as failing to conform to the standards set forth in, or any requirement of the Contract, whether or not completed. You must bear all costs of correcting the defective or non-conforming Work, including costs associated with removing any defective or non-conforming Work, replacing the defective or non-conforming Work with non-defective, conforming Work and any compensation for any additional equipment, materials and/or services made necessary by the removal and replacement.

2. If you do not proceed with re-performance, correction or removal of the defective or non-conforming Work after written notice from the City within the time period designated by the notice, the City may correct or remove it and may store the materials and/or equipment at your expense, then complete the corrective Work. If you do not pay the costs incurred for the removal, storage and correction within 10 days after you receive written notice from the City of the amount of the costs, the City may upon 10 additional days' written notice, sell any such materials and/or equipment at an auction or at a private sale and will account for the net proceeds, after deducting all the costs you are required to bear, including compensation for the City's services. If the proceeds of sale do not cover all costs for removal and correction of the Work, the difference will be charged to you with a deduction of any amounts due you, and an appropriate Contract modification will be issued. If later payments due you are not sufficient to cover the amount, you must pay the difference to the City, or the City may deduct the amount from any other funds due to you, including any amounts due under any other contract between City and you.

3. You must not perform any work without lines and grades or beyond the lines shown on the drawings or outside the scope of the Contract, without the prior written consent or direction of the City. It is not authorized, and if you do so you perform it at your sole expense. Upon direction of the City, work so done must be removed or replaced and those areas restored to their previously existing state at your sole expense.

4. Neither the determination of Final Completion and Acceptance of the Work, nor payment, nor any provisions in the Contract will relieve you of responsibility for defective or non-conforming Work, faulty materials, equipment or workmanship, and unless otherwise specified, you must remedy any defects due to the foregoing and pay for any damage to the Work or other property resulting from defective or non-conforming Work, or faulty materials, equipment or workmanship throughout the Warranty Period, as defined in Section VII.E, “Warranties,” below, or such other period of time afforded by industry custom or law, whichever is longer. The City will give you written notice of the observed defects with reasonable promptness.

C. Materials and Equipment

1. Quality of Materials. Unless otherwise specified in the Contract you must use all new materials for the Project and use them in such a manner as to produce completed Work that conforms with the Contract and is acceptable in every detail to the Commissioner. Only materials that conform to the requirements of these specifications may be

incorporated or used in the Work. In the absence of a definite specification, materials must be the best of their respective kind with properties best suited to the Work required.

2. Materials Inspection and Responsibility. Before any material is incorporated into the Work, you must submit a "Request for Materials Inspection" to the Commissioner. You are solely responsible for submitting the requests with sufficient time for the City to conduct its inspection. You are not entitled to payment for uninspected materials. The City has the right to inspect any material to be used in carrying out this Contract. The City does not assume any responsibility for the availability of any materials or equipment required under this Contract. By performing any tests or accepting any materials, the City in no way relieves you of any of your obligations or responsibility under this Contract. Materials, components or completed Work that do not comply with the Detailed Specifications and other requirements of this Contract may be rejected by the City, and you must replace them at no additional cost to the City. After you receive notice from the City that materials or components have been rejected, you must promptly remove them from the City's premises at no additional cost to the City.

D. Substitution of Materials

1. The City will consider your request for substitution in cases of product unavailability or other conditions beyond your control.
2. You must submit each request for substitution separately and each must include:
    a. Complete data substantiating compliance of proposed substitution with requirements stated in the Contract;
        (1) Product identification, including manufacturer's name and address
        (2) Manufacturer's literature identifying:
            (a) Product description
            (b) Reference standards
            (c) Performance and test data
        (3) Samples, as applicable
        (4) Names and address of similar projects on which the product has been used, and date of each installation;
    b. Itemized comparison of the proposed substitution with product specified that lists significant variations;
    c. Data relating to changes in the Schedule;
    d. Any effect of substitution on other parts of the Work, any Subcontractors, or any separate contracts;
    e. List of changes required in other Work or products;
    f. Accurate cost data comparing proposed substitution with product specified, including the amount of any net change to Contract Price;
    g. Designation of required license fees or royalties; and

h. Designation of availability of maintenance services, sources of replacement materials.

3. When you make a formal request for substitution make you are warranting and representing that:

   a. The proposed substitution is equivalent to or superior in all respects to the product specified;

   b. The same warranties and guarantees will be provided for the substitute as for the product specified; and

   c. You will coordinate the installation of accepted substitutes into the Work and will make such changes as may be required for the Work to be complete in all respects.

4. If evidence you present does not, in the sole opinion of the Commissioner, provide a sufficient basis for reasonable certainty that the proposed substitution or deviations will provide a quality, result, function, and esthetic appearance, among other attributes, at least equal to that attainable by the specified product, the Commissioner may reject the substitution or deviation without further investigation.

5. The Commissioner will judge the design and appearance of proposed substitutes on the basis of their suitability in relation to the overall design of the Project, as well as for their intrinsic merits. The Commissioner will not approve proposed substitutes as equal to items specified that, in the Commissioner's opinion, would be unharmonious, or otherwise inconsistent with the character, quality or design of the Project.

6. You must bear any additional cost, or any loss or damage, arising from the substitution of any material or method for those specified, including the cost for damages incurred by other contractors notwithstanding approval or acceptance of the substitution by the Commissioner, unless the substitution was initiated by the written request or direction of the Commissioner.

7. The investigation review and approval of substitute materials requires a minimum of 30 days beyond that required for specified routine items. No request for a delay or disruption will be allowed whether or not the substitution is granted.

8. Approval by the Commissioner of a substitution of material will be given in a Contract modification as required in Article XIV, "Changes in the Work."

E. Warranties

This Section (E) shall not apply to work performed on National Highway System routes. To the extent this project involves work on non-National Highway System routes, You warrant all Work furnished under this Contract against defective materials and workmanship, improper performance and non-compliance with the Contract for a period of one year after the date of Final Completion and Acceptance of the Work ("Warranty Period"), except as otherwise specifically stated in other parts of the Contract or within such longer periods of time as may be provided by law or by the manufacturer, which periods will then become the Warranty Period as applicable. Your warranty will be in addition to any Manufacturers' Warranties.

1. Your written warranty will include the name of the project as designated in the Contract, be signed by an officer of the company having authority to provide the warranty, and state: "This document serves as a one - year written warranty for the Work performed, and material and equipment installed on the above referenced project. This warranty incorporates all provisions of the Contract that refer or relates to the warranty. This warranty begins on (date) ."
2. Contractor's Warranty Obligations:
   a. During the Warranty Period, you must repair and replace at your own expense, when so ordered by the Chief Procurement Officer or the Commissioner, all Work that may develop defects whether these defects may be inherent in the equipment or materials, in the functioning of the piece of equipment, or in the functioning and operation of pieces of equipment operating together as a functional unit. Any equipment or material that is so repaired or replaced will have the Warranty Period extended for a period of one year from the date of the last repair or replacement.
   b. You must bear all costs associated with any repair or replacement under this section, including removal, material, transportation, and reinstallation.
3. Manufacturer's Warranties
   a. You must:
      (1) ensure that all required Manufacturer's Warranties pass through to the City and the Department;
      (2) submit all applicable manufacturers' warranties to the Commissioner and ensure that all warranty forms have been completed in the Department's name and registered with the appropriate manufacturers.
   b. Whenever you make repairs or provide replacements under Section VII.E.3, you must provide a manufacturer's warranty for the repaired or replaced Work, if standard with the manufacturer, in addition to your warranty under Section VII.E.2.

VIII. PERSONNEL

A. Competency of Workers

You must employ only competent and efficient laborers, mechanics or artisans on the Work, as demonstrated by completion of a specific training program or demonstrated project experience. Whenever, in the opinion of the Commissioner, any worker is careless, incompetent, violates safety or security rules, obstructs the progress of the Work, acts contrary to instructions or acts improperly, or fails to follow the safety requirements of this Contract, you must, upon request of the Commissioner, remove the worker from the Work. You must not permit any person or worker to enter any part of the Work or any buildings connected with it who is under the influence of intoxicating liquors or controlled substances.

B. Supervision and Superintendence

While Work is in progress, either by your labor force or that of your Subcontractor, you must have a full-time, experienced and qualified superintendent assigned to the Work. You must superintend the Work and must have a competent superintendent at the job site at all times with authority to act for you as the contact person with the Commissioner.

C. Contractor's Project Personnel

No separate payment will be made to you for the cost of personnel. Those costs must be included in the Contract Price.

D. Key Personnel

Upon award of the Contract, you will submit a project staff organization chart that includes the names and resumes of employees in key positions for this project. All employees in key positions must be approved by the Commissioner.

You must employ and assign to work on this Contract a qualified engineer as a project manager with a valid Professional Engineer's License in the State of Illinois, satisfactory to the Commissioner, to act as a contact person with the Commissioner and a Registered Land Surveyor to set and maintain the lines and grades necessary for the proper performance of the Work under this Contract.

Changes in the assignment of any key personnel due to commitments not related to this Contract are prohibited without Commissioner's approval. If any key personnel, selected in accordance with the key personnel provisions under this section of the Contract, should become unable to continue in the performance of the assigned duties for reasons due to death, disability or termination, you must promptly notify the Commissioner and explain the circumstances.

Under a request by Commissioner, you must provide to the Commissioner, within seven days, the name of the person substituting for the individual unable to continue, together with any information the Commissioner may require to judge the experience and competence of the substitute person. Upon approval by the Commissioner, the substitute person will be assigned to the project. If the Commissioner rejects the substitute, you will have seven days after that to provide the name a second substitute person, with any information the Commissioner may require, until a proposed replacement has been approved by the Commissioner.

E. Davis-Bacon Prevailing Wages

The Contractor agrees to comply and assures compliance with the requirements of 49 U.S.C. 5333(a), the Davis-Bacon Act, 40 U.S.C. 276 a(7), and implementing U.S. DOL regulation, "Labor Standards Provisions Applicable to Contracts Governing Federally Financed and Assisted Construction (also Labor Standards Provisions Applicable to Nonconstruction Contracts Subject to the Contract Work Hours and Safety Standards Act)," 29 C.F.R. Part 5. In addition to other requirements that may apply, the Contractor agrees to pay wages to laborers and mechanics performing contract work at a rate not less than the minimum wages specified in a wage determination issued by the U.S. Secretary of Labor and not less frequently than once a week. The Contractor agrees to place a copy of the

current prevailing wage determination issued by the U.S. DOL in each solicitation for Subcontractor work under the Project, and agrees to refrain from awarding any affected subcontract until the subcontractor agrees to the required wage determination.

You must report to the FHWA every suspected or reported violation of the Davis-Bacon Act or its federal implementing regulations.

F. Copeland "Anti-Kickback" Act

You must comply with the Copeland "Anti-Kickback" Act, 18 USC § 847 and 40 USC § 276c and U.S. DOL regulations, "Contractors and Subcontractors on Public Building or Public Work Financed in Whole or in Part By Loans or Grants From the United States" 29 CFR Part 3. In additions to other requirements that may apply:

You must not induce, by any means, any person employed in the construction, completion, or repair of public work, to give up any part of the compensation to which that employee is otherwise entitled.

You must report every suspected or reported violation of the Copeland "Anti-Kickback" Act or its Federal Implementing regulations to the FHWA.

As a condition of making payment to you, the City may request you to submit an affidavit to the effect that not less than the prevailing hourly wage rate is being paid to laborers, mechanics, and other workmen employed on this Contract in accordance with applicable law.

G. Minimum Wage, Mayoral Executive Order 2014-1

Mayoral Executive Order 2014-1 provides for a fair and adequate Minimum Wage to be paid to employees of City contractors and subcontractors performing work on City contracts.

If this contract was advertised on or after October 1, 2014, Contractor must comply with Mayoral Executive Order 2014-1 and any applicable regulations issued by the CPO. The Minimum Wage to be paid pursuant to the Order as of July 1, 2016 is $13.15 per hour. The Minimum Wage must be paid to:

- All employees regularly performing work on City property or at a City jobsite.
- All employees whose regular work entails performing a service for the City under a City contract.

Beginning on July 1, 2015, and every July 1 thereafter, the hourly wage specified by the Executive Order shall increase in proportion to the increase, if any, in the Consumer Price Index for All Urban Consumers most recently published by the Bureau of Labor Statistics of the United States Department of Labor. Any hourly wage increase shall be rounded up to the nearest multiple of $0.05. Such increase shall remain in effect until any subsequent adjustment is made. On or before June 1, 2015, and on or before every June 1 thereafter, the City shall make available to City Concessionaires a bulletin announcing the adjusted minimum hourly wages for the upcoming year.

The Minimum Wage is not required to be paid to employees whose work is performed in general support of contractors operations, does not directly relate to the services provided to

the City under the contract, and is included in the contract price as overhead, unless that employee's regularly assigned work location is on City property or at a City jobsite. It is also not required to be paid by employers that are 501(c)(3) not-for-profits.

Except as further described, the Minimum Wage is also not required to be paid to categories of employees subject to subsection 4(a)(2), subsection 4(a)(3), subsection 4(d), subsection 4(e), or Section 6 of the Illinois Minimum Wage Law, 820 ILCS 105/1 et seq., in force as of the date of this Contract or as amended. Nevertheless, the Minimum Wage is required to be paid to those workers described in subsections 4(a)(2)(A) and 4(a)(2)(B) of the Illinois Minimum Wage Law.

Additionally, the Minimum Wage is not required to be paid to employees subject to a collective bargaining agreement that provides for different wages than those required by Mayoral Executive Order 2014-1, if that collective bargaining agreement was in force prior to October 1, 2014 or if that collective bargaining agreement clearly and specifically waives the requirements of the order.

If the payment a Base Wage pursuant to Municipal Code of Chicago Sect. 2-92-610 is required for work or services done under this Contract, and the Minimum Wage is higher than the Base Wage, then the Contractor must pay the Minimum Wage. Likewise, if the payment of a prevailing wage is required and the prevailing wage is higher than the Minimum Wage, then the Contractor must pay the prevailing wage.

Contractors are reminded that they must comply with Municipal Code Chapter 1-24 establishing a minimum wage.

H. "Living Wage"

1. Section 2-92-610 of the Municipal Code of Chicago provides for a base wage for certain categories of workers employed in the performance of City contracts, specifically non-City employed security guards, parking attendants, day laborers, home and health care workers, cashiers, elevator operators, custodial workers, and clerical workers ("Covered Employees"). Accordingly, pursuant to Section 2-92-610 and regulations promulgated thereunder:

    (a) if the Contractor has twenty-five (25) or more full-time employees, and

    (b) if at any time during the performance of the contract the Contractor and/or any subcontractor or any other entity that provides any portion of the Services (collectively "Performing Parties") uses twenty-five (25) or more full-time security guards, or any number of other full-time Covered Employees, then

    (c) the Contractor must pay its Covered Employees, and must assure that all other Performing Parties pay their Covered Employees, not less than the minimum hourly rate as determined in accordance with this provision (the "Base Wage") for all work performed pursuant to the Contract.

2. The Contractor's obligation to pay, and to assure payment of, the Base Wage will begin at any time during the Contract term when the conditions set forth in (a) and 1(b) above are met, and will continue thereafter until the end of the Contract term.

3. As of July 1, 2016, the Base Wage is $12.15 per hour. Each July 1st, thereafter the Base Wage will be adjusted, using the most recent federal poverty guidelines for a family of four (4) as published annually by the U.S. Department of Health and Human Services, to constitute the following: the poverty guidelines for a family of four (4) divided by two thousand (2000) hours or the current base wage, whichever is higher. At all times during the term of this Contract, Contractor and all other Performing Parties must pay the Base Wage (as adjusted in accordance with the above). If the payment of prevailing wages is required for work or services done under this Contract, and the prevailing wages for Covered Employees are higher than the Base Wage, then the Contractor must pay the prevailing wage rates.

   Note: As of July 1, 2016, the wage specified by Mayoral Executive Order 2014-1 is higher than the Base Wage rate. Therefore, the higher wage specified by the Executive Order (or other applicable rule or law) must be paid.

4. The Contractor must include provisions in all subcontracts requiring its subcontractors documentation acceptable to the Chief Procurement Officer demonstrating that all Covered Employees, whether employed by the Contractor or by a subcontractor, have been paid the Base Wage, upon the City's request for such documentation. The City may independently audit the Contractor and/or subcontractors to verify compliance herewith. Failure to comply with the requirements of this Section will be an event of default under this Contract, and further, failure to comply may result in ineligibility for any award of a City Contract or subcontract for up to three (3) years.

5. Not-for-Profit Corporations: If the Contractor is a corporation having Federal tax-exempt status under Section 501(c)(3) of the Internal Revenue Code and is recognized under Illinois not-for-profit law, then the provisions of Sections 1 through 4 above do not apply.

I. Working hours in city contracts

Eight hours constitutes a legal day's work under this Contract, in accordance with § 2-92-220 of the Municipal Code of Chicago.

IX. PERMITS AND LICENSES

A. Contractor Obtains Permits

Whenever the Work under this Contract requires permits to be obtained from the City or other public authorities, you must obtain them and furnish triplicate copies of the permits to the City before the Work covered by them is started. NO WORK IS ALLOWED TO PROCEED BEFORE SUCH PERMITS ARE OBTAINED.

The City will obtain permits required from the Metropolitan Water Reclamation District of Greater Chicago, the Illinois Division of Waterways and the U.S. Army Corps of Engineers.

B. Contractor Pays Permit Fees

The special use of, or removal, alteration or replacement of certain City-owned facilities and appurtenances such as traffic signs, parking meters, trees, sewers, hydrants, bridges and viaducts which are required for you to perform your Work are subject to all applicable Municipal Ordinances. It is your responsibility to obtain all the necessary permits and pay the associated fees. You must furnish copies of the permits to the City before the Work covered is started. Information with regard to the above may be obtained by contacting the appropriate City Departments.

C. Occupancy Placard and Fees

You must provide an occupancy placard indicating occupancy and floor plans based upon key plans provided by the Architect. It is your responsibility to pay all fees and expenses related to providing the occupancy placard.

X. COORDINATION WITH OTHER CITY DEPARTMENTS

A. Water System Work and Usage

If water from a City hydrant is necessary for the execution of the Work, you must obtain a hydrant permit from the City's Department of Water Management. You must obtain a permit from that department also for any construction, repair or adjustment of any water main, branch or service connection. Requests for permits must be made at the **Department of Water Management, City Hall, 121 North LaSalle Street, Room 906, Chicago, Illinois 60602; 312/744-7060.**

B. Sewer System Work

If you will be constructing, repairing, adjusting or cleaning any subsurface structure designed to collect or transport storm and/or sanitary waste water, either in private property or in the public way you, through a licensed drainlayer, must obtain a permit issued under this Section X.B. (A licensed drainlayer is a person possessing a current sewer and drain license issued by the Department of Water Management.) Requests for permits must be made at the **Department of Buildings, Sewer Engineers, Address: 121 N. LaSalle St., Room 906, Chicago, IL 60602; Telephone: 312-744-3351**.

Project plans must be submitted to the Department of Water Management (Sewers and Drains) sufficiently in advance for examination and review. Plans meeting the department's requirements must be submitted with the application for permit at least four days before the issuance of permit. When applying for a permit, you must submit three sets of plans that show all new underground sewer Work inside and around the project with a clear site or location plan together with the estimate of quantities for sewer sizes and sewer structures to be installed.

A copy of the permit must be on the Work site before the start of construction. Failure to obtain a permit before the start of construction will result in a penalty and could result in the revocation of the drainlayer's license.

You must arrange for sewer inspections at least 48 hours before the start of Work. Inspections may be requested by calling **(312) 743-7477 for Plumbing Inspections and (312) 744-5502 for Mason Inspections.**

C. Parking Meter Removal and Replacement

The City via the metered parking concessionaire shall close or remove and opened or reinstall any parking meters, including signs indicating pay boxes, as may be required. However, you must pay all fees and lost meter revenues required by § 9-68-050 of the Chicago Municipal Code. You must advise the Department of Transportation, Bureau of Inspections, Construction Compliance Section (Public Way Permits), Room 804, City Hall, Chicago, Illinois 60602, in writing at least two weeks in advance of the closure citing the location and meter number of the meters to be closed or removed. Closures of less than 6 hours on a given day and limited to less than 10 business days are strongly encouraged, and you must be prepared to detail any reason requiring closures of a longer hourly and daily duration.

You may not remove any parking meters without the express written consent of the Commissioner. If you violate this provision, you (a) recognize that the City will suffer damages as a result, including the costs incurred by the City in tracking, retrieving, and repairing damage to the parking meters, and (b) will be liable for liquidated damages in the amount of $350 for each single-space parking meter or $10,000 for each pay box you removed. All amounts, including any other debts, will be deducted from any amounts due or that may become due you.

Notification must be provided immediately once meters can be opened or reinstalled. That notification must be e-mailed to the Department of Revenue at parking-meter-closure@cityofchicago.org. Please include "REOPEN/REINSTALL" in the subject line and provide details concerning permit numbers, locations, and dates that the meters may be opened or reinstalled.

The City of Chicago Department of Transportation and the Department of Revenue may modify these requirements in the future.

D. Traffic and Parking Sign Removal and Replacement

The City will remove and re-install any traffic and parking sign(s) as may be required, however, you will be responsible for all fees relative to the removal and replacement of all of the City's traffic and parking signs. You must inform the Bureau of Signs and Markings, in writing, of the location of each sign to be removed and specify its distance from the property line of the nearest cross street. Each sign legend must also be stated. This information must be provided at least five days before removal. You must also inform the Bureau of Signs and Markings , in writing, of when signs may be reinstalled as soon as this date is known. Contact the **Bureau of Signs and Markings, 3458 S. Lawndale, Chicago, Illinois, 60623, Attn.: Deputy Commissioner, (312)747-2210.**

E. Trees

In accordance with § 10-32-060 *et seq*. of the Municipal Code, you must obtain a permit from the Bureau of Forestry when removing planting, trimming, spraying, or in any way affecting the general health or structure of trees in the public way. There is no fee for this permit. The permit must be obtained from the **Bureau of Forestry Permits Division; 2352 S. Ashland Av., Chicago, IL 60608 312-746-5254, fax 312-743-8030.**The Bureau of Forestry requires 48 hours' notice before starting Work for all activities with the exception of tree planting, which requires two weeks' prior notice. To obtain tree planting permits, two copies of the site plan must be presented to the Bureau for its review and approval. A Bureau representative must also assist in the selection of those trees to be planted in the public way. Tree planting standards and specifications are outlined in the Bureau of Forestry's "Manual of Tree Planting Standards," which is available upon request from the Bureau of Forestry.

F. Demolition

If demolition of a structure or removal of an underground storage tank is required during construction, you must obtain a permit and pay the required fee as set forth in the Municipal Code and its amendments to date. The permit must be obtained from the **Department of Buildings, City Hall, 121 North LaSalle Street, Room 900, Chicago, Illinois 60602; (312/744-3400).**

XI. SCHEDULE

A. Time

1. The date for commencement of the Work is the date set forth in the Contract or such other date as may be established at the discretion of the Commissioner in a Notice to Proceed. Within five calendar days after the award and release of the Contract, you must provide the Commissioner, a schedule for the performance of the Work, which complies in all respects with the Contract, within the Contract Time. The schedule may be used as a means of determining the progress of your performance of the Work, but neither the provision of the schedule to the City, nor the City's acceptance or use of the schedule, acts in any way to relieve you of any of your obligations under the Contract.

2. Progress and Completion. TIME IS OF THE ESSENCE IN THIS CONTRACT. No time extensions will be allowed unless they are contained in a Contract Modification that has been approved and executed by the City. Liquidated damages will be assessed against you for late completion of the Work and failure to achieve any milestone dates that provide for liquidated damages set forth in the Contract. You must not suspend any Work that may be subject to damage by climatic conditions without the Commissioner's prior written approval. Notwithstanding any other terms contained in this Contract, you must take measures to protect the Work and to minimize the impact of such conditions on the progress of the Work.

B. Progress Schedule

1. You must begin performance of the Work and to prosecute it with all due diligence, so as to complete the entire Work under this Contract within the Contract Time stipulated, after the date of commencement of Work, as specified in the written Notice to Proceed to you. The date for the commencement of Work is not counted as a day, but each day after that, from midnight to midnight, is counted as one day and the last day counted is the date of Final Acceptance and Completion of the Work. You must, when necessary, use overtime, multiple shifts, weekend and/or holiday work to maintain the approved schedule at no additional cost to the City.

2. Except when otherwise specified by the Commissioner, you must provide the progress schedule (“Schedule”) for the Work using the Critical Path Method ("CPM") as described in Section XI.D, “Critical Path Method Schedule,” below.

3. The Commissioner's approval of your Schedule is done for the sole purpose of insuring that all CPM scheduling documents you prepare are in conformance with the Contract requirements. This approval does not relieve you of the responsibility for the means, methods, procedures and sequence of the construction process nor does it entitle you to additional funds for completing Work in a period that is less than the Contract Time.

4. Daily Progress Reports: You and all Subcontractors must prepare and submit to the Commissioner daily progress reports on the various parts of the Work, including in the report the number of workers and the classification of the trades involved, equipment used and any pertinent information regarding possible delays in the Work.

C. Construction Operations Plan

1. You must, within 14 days after Notice to Proceed, submit to the Commissioner for review the order of procedure you propose to follow in performing the Work. Work begins only after your proposed order of procedure in performing the Work and the Schedule have been submitted to and consented upon by the Commissioner, in writing. You understand that a reasonable amount of time is required by the Commissioner for the examination of the procedure and Schedule. As Work progresses, changes or modifications in the procedure and Schedule, may be required by the Commissioner. In that event, upon notice from the Commissioner to you, further Work is performed only in accordance with the changed or modified procedure and Schedule as have been submitted to and consented upon, by the Commissioner, in writing.

2. The Commissioner, in his/her sole discretion, may reject or require modification of any proposed or previously approved order of procedure, that he or she considers to be unsafe for the Work under this Contract, or for other Work being carried on in the vicinity, or for other structures, or for the public, or for workmen, engineers and inspectors employed thereon, or that will not provide for the completion of the Work within the period of time specified in the Schedule, or that is contrary to any other requirement of this Contract.

3. The City’s acceptance or approval of any order or procedure or equipment that you submitted or employ does not in any manner relieve you of responsibility for the performance of the Work, or for the safety of the performance of the Work under this

Contract, or from any liability whatsoever on account of any procedure employed by you, or due to any failure or movement of any structure or equipment furnished by it. Notwithstanding any approval by the Commissioner, should any structure or equipment installed under this Contract afterwards prove insufficient in strength or fail in any manner whatsoever, the insufficiency or failure in no way forms the basis of any claim for extra compensation for delay, or for damages or expenses caused by the insufficiency or failure, or for an extension of time for completion of the Work, or for material, labor or equipment required for repairing or rebuilding the structure or equipment, or for repairing or replacing any other Work that may have been damaged by the movement or insufficiency or failure of any such structure or equipment, respectively.

D. Critical Path Method ("CPM") Schedule

1. You must format the Schedule to show the proposed starting and completion date for the various stages of the Work, including any float time, and must prepare it in such a way that it can be used to plot actual progress against proposed progress. You must update the Schedule and submit it to the Commissioner no less than monthly or as directed by the Commissioner. The Commissioner may request more frequent Submittals. Monthly payment will be withheld for failure to submit updated Schedules. One copy of the Schedule must be submitted to the Commissioner in a reproducible format. A copy of the Schedule must be submitted on a computer diskette in a format acceptable to the Commissioner.
2. You must assure that the Schedule includes, at a minimum:
    a. Project name, Contract number, Contractor's name, data date and plot date on each separate sheet. If multiple diagrams are prepared, each must, in addition to the above, include a descriptive title of that portion of the Work included in them.
    b. The order and interdependency of activities, indicating the sequence in which you plan to perform the Work; the Schedule must describe and indicate the critical path; and
    c. Estimates of man hours and/or crew sizes for each activity.
    d. The dates for:
        (1) starting and completing the various stages of the Work, including milestones identified by the City in the Contract;
        (2) placing material orders, fabrication and delivery of materials and equipment;
        (3) preparation, submittal and approval of all required submittals to the City;
        (4) procuring material and equipment furnished by the City;
        (5) interface activities performed by other contractors or Subcontractors upon which your Schedule depends;
        (6) all Work activities and field construction operations;

(7) equipment installation, testing and balancing.

3. For purposes of the Schedule, “activity” means each logically separate part of the Work defined by an observable start and an observable finish, subject to the following:

    a. To establish the scope of an activity for Schedule purposes, you must form a single activity from the largest grouping of related operations that permit a continuous and measurable flow of Work;

    b. The scope of an activity must be small enough to permit a reasonable appraisal of its status or as directed by the Commissioner;

    c. Each activity on the Schedule must be manpower loaded;

    d. The activities must be defined so that the average activity has a value of approximately $25,000, with no activity exceeding $200,000 without the consent of the Commissioner; and

    e. Activities of other contractors or companies that must be completed before the start of your Work or portion of Work must be included in the Schedule as milestones and identified with a designation approved by the Commissioner.

4. You must furnish the following information on the Schedule for each activity:

    a. Activity numbers assigned to the related portions of Work in the format of the project specification division and section numbers. You must submit the activity numbers to the Commissioner for review and approval;

    b. A description of the activity that is sufficiently detailed to permit an evaluation of your performance of the Work described;

    c. Duration of the activity in days, unless otherwise noted;

    d. Responsibility code for each activity that is not performed by you, indicating which Subcontractor, supplier, fabricator, or other contractor is to perform the activity;

    e. Each activity must be identified with early/late start, early/late finish, and total float;

    f. A breakdown by monthly node of dollar amount and percentage of Contract Price.

5. In addition to the above, any activity whose start or finish dates has been specified elsewhere in the Contract must be shown as the specified dates in the Schedule.

6. The following information must be furnished on the Schedule as summary items:

    a. The projected total percentage complete, on a monthly basis;

    b. Anticipated total partial payments, on a monthly basis, including Subcontractor payment breakdown; and

    c. The projected total manpower requirements, on a weekly basis.

d. Within 14 days after receipt of the detailed Schedule and supporting documents, the Commissioner will either approve the Schedule or reject it with written comments. If the Schedule is rejected, you must submit a revised Schedule within seven calendar days of the date of rejection. The Commissioner's decision to reject the Schedule is final and you may not dispute it under Article XX of the Contract.

e. You must provide prompt written notice to the Commissioner of any events or other changes that may delay or accelerate the Schedule.

f. If you fail to provide the Schedule within the time prescribed and/or updates within the stated time frames, it is an event of default under the Contract, and the Commissioner may, in addition to any other remedies available to the City, withhold monthly partial payments until such time as you submit the required information.

7. Changes to the Schedule

a. If you propose to make any changes to the Schedule, you must provide the Commissioner notice of the proposed changes, in writing, stating the reasons for the change, identifying each changed activity (including durations and interrelationships between activities) and providing a diskette of the proposed changed Schedule.

b. The originally approved Schedule will be the Baseline Schedule. The Commissioner, in his sole discretion, may approve or disapprove the proposed change in the Schedule to the extent that the change does not extend the Contract Time. He will provide a decision in writing to you within 10 days of receipt of your submission. All monthly updates must be plotted against the current revision of the Baseline Schedule.

c. If the Commissioner approves the change to the CPM Schedule you must submit a revised Schedule incorporating the change(s) within 10 days after approval along with a written description of the change(s) to the Schedule.

d. Any proposed change that would result in an extension of Contract Time requires a written modification of the Contract pursuant to Section XXIII.B, "Modifications," of the Contract.

8. Updating. The originally approved CPM will be designated as the Baseline Schedule and will only be changed based on a Contract Modification that extends the Contract duration.

a. All updates will be plotted against the Baseline Schedule. You must update the CPM Schedule on a monthly basis coincident with the submission of the pay estimate. The updated information must include the Baseline Schedule detail and the following additional information for each activity:

(1) Actual start dates;

(2) Actual finish dates;

(3) Actual activity percent complete;

(4) Remaining duration of activities in progress; and

(5) Critical activities must be identified or highlighted.

b. The updated information must include the Baseline Schedule detail and the following additional information for each summary item:

(1) Actual monthly and total-to-date Work percentage complete.

(2) Actual monthly partial payments, including Subcontractor partial payments; and

(3) Actual weekly and total-to-date manpower utilization.

c. The City may withhold partial payments if you do not submit updates as required.

9. Neither an update nor Schedule change may, in itself, extend the term of this Contract. The term of the Contract may only be extended by a written Contract Modification executed pursuant to Section XXIII.B, "Modifications," of the Contract.

10. Narrative Report. As part of the CPM Schedule update, you must prepare a written narrative report, highlighting the progress during the past update period. This written report must include the following information:

a. Summary of Work accomplished during the past update period;

b. Contract milestone comparison chart;

c. Analysis of critical path(s);

d. Analysis of time lost/gained during the update period;

e. Identification of problem areas; and

f. Recommended solutions to current problems.

11. You are required to attend a monthly CPM Schedule review meeting where the Schedule will be reviewed with the Commissioner. The purpose of this meeting is to review past progress, current status, problem areas and future progress. Your narrative report is reviewed at this meeting. Your representatives attending this meeting must have the authority to commit manpower and/or other resources to correct any negative impact to the Schedule. Any possible means of shortening the Schedule at no additional cost will be brought to the attention of the Commissioner. The Updated Progress Schedule will be used as a guide for verifying estimates of work completed for which payment is requested, and must accurately represent the project's current status. None of the information provided in this Section constitutes a request for a time extension.

E. Recovery Schedule

1. You must maintain an adequate work force and the necessary materials, supplies and equipment to meet the current approved Schedule. If you, in the sole opinion of the Commissioner, are failing to meet the approved Schedule, including any Contract

milestones, you must submit a recovery Schedule (the “CPM Recovery Schedule”). The CPM Recovery Schedule sets forth a plan to eliminate the schedule slippage (negative float). The plan must be specific and show the methods to achieve the recovery of time, e.g., increasing manpower, working overtime, weekend work, employing multiple shifts. You must bear all costs associated with implementing the CPM Recovery Schedule.

2. Upon receipt of the CPM Recovery Schedule, the Commissioner will review it for conformance with the Contract and degree of detail. The Commissioner, within 14 days after receipt of the CPM Recovery Schedule and supporting documents will approve it or reject it with written comments. If the detailed CPM Recovery Schedule is rejected, you must submit a revised CPM Recovery Schedule within seven calendar days after the date of rejection. The Commissioner’s decision to reject the CPM Recovery Schedule is final and you may not dispute it.

3. If you refuse to follow the direction of the Commissioner, the Commissioner reserves the right after seven days written notice to you, to procure the materials, equipment and labor to proceed with or to complete the Work or any portion of it and charge the cost to you. The Commissioner's rights under this provision are cumulative to rights under any other provisions of the Contract including the City’s rights to terminate for default or to early termination.

F. Time for Completing Punch List

1. TIME IS OF THE ESSENCE IN CLOSING OUT THE WORK, and you must begin work immediately after receipt of a list of minor miscellaneous or finishing work known as “Punch List Work." Your failure or that of your Subcontractors to begin the Punch List work within three days of receipt of the Punch List is an event of default.

2. You must diligently prosecute the Punch List work once begun and complete it within 30 days from receipt of the Punch List**.** If you fail to complete Punch List work within the 30 day time period, you must pay the liquidated damages set forth for “Punch List Work” in Book 2.

3. If liquidated damages are assessed, they will be added to the previously determined liquidated damages assessed as of the Substantial Completion Date or the City’s beneficial occupancy of the Project, whichever occurs earlier. The City’s takeover of the Project under Section XXI.C.3.b., however, does not constitute beneficial occupancy for purposes of liquidated damages.

G. No Damages for Delay; Extensions of Time

1. Should you be delayed in starting, prosecuting or completing the Work by any act of the City, including a delay, change, addition, deletion or modification in the Work or any omission, neglect or default of the City, or by order of the City, or anyone employed by or acting on behalf of the City, or by any cause beyond your control, none of which are due to any fault, neglect, act or omission on your part, then your relief is limited to an extension of the Contract Time that is no greater than the duration of any such delay. The extension of time releases and discharges the City, its employees, officials, agents and representatives from all claims for damages of whatever character, including any

claims you may make on account of disruption, changes in sequence, interference, inefficiency, direct or indirect cost or any other causes of delay.

2. You must notify the Commissioner in writing of the cause within five calendar days after the delay begins. Consideration of a time extension for events beyond your reasonable control will be made if the delay directly impacts the Schedule for completion of the Work. Events considered to be beyond your reasonable control are limited to acts of God, acts of the public enemy, fires, floods, earthquakes, epidemics, quarantine restrictions, labor strikes at the job site, freight embargoes, or weather significantly more severe than the norm, but only if the listed causes were not foreseeable and did not result from your fault or negligence and only if you took reasonable precautions to prevent delays owing to such causes.

3. Unless otherwise provided in the Contract, the Contract Time is based on normal weather conditions. An extension is granted for weather significantly more severe than the norm only if you demonstrate to the satisfaction of the City that any delay in the progress of the Work was due to such weather. The basis used to define normal weather will be the "normal" data as compiled by the United States Department of Commerce, National Oceanic and Atmospheric Administration in their most current report entitled "Local Climatological Data, Annual Summary with Comparative Data" for the month for which the time extension is sought. The effects of weather less severe than the norm may be taken into account in considering your requests for time extensions for the effects of more severe weather.

4. No extension of time will be granted under this Section for any delay if you, by your action or inaction, including your fault or negligence or that of your Subcontractors, caused the delay, or for which any remedies are provided under any other provision of the Contract.

5. The grant of an extension of time pursuant to this Section XI.G, “No Damages for Delay and Extension of Time,” in no way constitutes a waiver by the City of any rights or remedies existing under this Contract, at law or in equity.

6. You must submit in writing any claim for extension of time to the Commissioner not more than five days after the delay begins, otherwise the claim is waived. Any claim for extension of time must (i) state the cause of the delay; (ii) specifically demonstrate the impact of the delay on the Schedule; and (iii) state the number of extension days requested. If the cause of the delay is continuing, only one claim is necessary, but you must report, in writing, the cessation of the cause for the delay within 10 days after the termination. Any claim for extension of time that does not comply with this provision constitutes a waiver by you of your rights to any such extension.

7. After receipt of a timely and properly completed request for a time extension, the City may (i) grant a time extension for the entire length of the delay; (ii) grant a time extension for a portion of the extent of the delay; or (iii) deny the time extension.

8. If you do not agree with the City's decision on a claim for time extension, you may appeal the ruling to the Chief Procurement Officer under Article XX, “Claims and Disputes,” but only if you have complied with the notice requirements provided in these Terms and Conditions for Construction and the time extension request exceeds five

calendar days or the liquidated damages exceed $10,000. The Commissioner's decision is final whenever the time extension request is for a duration of less than five days or the liquidated damages are less than $10,000.

H. Suspension of Work

The Commissioner has authority to suspend the Work wholly, or in part, for such period of time as the Commissioner may deem necessary due to conditions unfavorable for the satisfactory prosecution of the work, or to conditions that, in the Commissioner's opinion, warrant the action or for such time as is necessary by reason of failure on your part to carry out orders given or to perform any or all provisions of the Contract. No additional compensation will be paid to you because of any costs caused by the suspension when the suspension is ordered for reasons resulting from any action or omission on your part or is related to utility adjustments, railroad work, work by other contractors on or near the Work covered by the Contract, or unforeseeable weather conditions.

I. Liquidated Damages

1. If the Work is delayed, you are liable for liquidated damages for every day you fail to achieve the Contract Completion Date (or any milestone completion date that provides for liquidated damages), but only if the delay is not the result of an excusable cause permitted under Section XI.G.2, "No Damages for Delay and Extensions of Time." The specific amount of liquidated damages for which you are liable is set forth in Book 2 of this Contract.
2. The City will recover liquidated damages by deducting the amount thereof out of any moneys due or that may become due you. If the moneys are insufficient to cover the damages, then you or your surety must pay the amount due. Nothing contained in this Section is to be construed as limiting the right of the City to recover from you all amounts due or to become due, and all costs and expenses sustained by the City for improper performance under this Contract, repudiation of the Contract, failure to begin work on the date of commencement, or failure to perform the Work with adequate forces, equipment or materials or other resources, or breaches in any other respect, including defective workmanship or materials. In addition to liquidated damages for failure to meet any milestones, you are liable to the City for any other damages sustained as the result of your refusal or failure to perform the Work.
3. If the City permits you to continue to perform Work despite your failure to meet any milestone date set forth in the Contract, the action in no way constitutes a waiver by the City of any rights or remedies that exist under this Contract, at law, or in equity.

XII. MEETINGS

A. Pre-Construction Meeting

Before beginning Work, the Commissioner may conduct a Pre-Construction meeting. Your representatives and Subcontractors must attend. The purpose of the meeting is to establish lines of authority and communication and the identification of duties and responsibilities of the organizations. Discussion will cover specific contract plans, specifications, unusual conditions, schedules of completion, and other features of the Contract. The Commissioner may conduct additional coordination meetings at his discretion.

B. Weekly Review Meetings

The Commissioner may conduct weekly review meetings. At a minimum, your project manager and superintendent must attend. However, you must arrange for Subcontractors to attend the meetings if expressly requested by the Commissioner. The meetings may include the following:

1. Review of Work progress since the previous weekly review meeting;
2. Discussion of field observations, problems and decisions;
3. Review of off-site fabrication problems and other problems affecting in the Contract Time;
4. Review of equipment deliveries;
5. Discussion of corrective measures and procedures to achieve the CPM Schedule;
6. Review of submittal schedules and effect on the CPM Schedule;
7. Review of proposed Contract changes and effect on the construction schedule;
8. Coordination requirements;
9. Clarifications and decisions required of the Commissioner;
10. Review of your forces on the Work; and
11. Review of Project Record Document status and content.

C. Monthly Review Meetings

The Commissioner may conduct monthly review meetings. At a minimum, your project manager and superintendent must attend. However, you must arrange for Subcontractors to attend the meetings if expressly requested by the Commissioner. The meetings may include the following:

1. Review of Work progress since the previous monthly review meeting;
2. Discussion of field observations, problems and decisions;
3. Review of off-site fabrication problems and other problems affecting the CPM Schedule;

4. Review of equipment deliveries;
5. Discussion of corrective measures and procedures to achieve completion in the Contract Time;
6. Review of submittal schedules and effect on the CPM Schedule;
7. Review of proposed Contract changes and effect on the Schedule;
8. Coordination requirements;
9. Clarifications and decisions required of the Commissioner;
10. Review of your forces on the Work; and
11. Review of Project Record Document status and content.

XIII. PAYMENTS

A. Contract Price

The "Contract Price" is the total dollar amount of your bid accepted by the City, including approved change orders. It includes all labor, equipment, materials, permits, licenses, fees, and taxes necessary to perform the Work. In the case of a lump sum Contract Price or lump sum line item, you must provide the Commissioner with a breakdown that includes a schedule of costs for the various parts of the Work included in the lump sum. The total of these costs must equal the lump sum Contract Price or lump sum line items, as applicable.

The breakdown must be submitted in such form and detail, and supported as to correctness by such data, as the Commissioner may direct. The City will make no payment to you until you have submitted the breakdown and the Schedule required by Article XI, "Schedule," and the Commissioner has approved them. The breakdown may be used for verifying monthly progress payments upon substantiation of the costs detailed and the progress of the Work.

For unit price line items, measurement and payment is as specified in the Detailed Specifications.

B. Procedure for Monthly Payment Requests and Final Payment

1. You and the City will agree upon a payment schedule of at least once per month, or more frequently if appropriate or if specified elsewhere in the Contract. The Commissioner will process payment requests pursuant to that agreement if your payment requests, in the Commissioner's sole judgment, are acceptable in form and content, and if the Work for which payment is being requested has been completed according to the terms and conditions of this Contract. All payment requests are subject to correction by the Commissioner.
2. In cases where you proceed to perform and complete the Work properly under the Contract, progress payments will be processed on a monthly basis unless the amount earned is greater than $1,000,000, then payments may be made twice a month. The payment period ends on the monthly anniversary date of the Notice to Proceed.

3. Each monthly payment request must include one original and two copies of the following:

   a. Certified Statement. You must submit certified statement(s) (signed by an authorized individual and notarized) for each payment request; the statement, in the form acceptable to the Commissioner, must list the following for you and for each Subcontractor and supplier for the period for which payment is requested:

      (1) the name and business address of the particular Subcontractor or supplier;

      (2) description of the work performed and/or product supplied;

      (3) [intentionally omitted]

      (4) the total amount of the particular subcontract;

      (5) the amount previously paid to the Subcontractor and the dates paid;

      (6) the amount of the monthly pay request you will pay to each individual Subcontractor and/or supplier from payments you receive on the request, and the dates those amounts were invoiced or requested by the Subcontractor or supplier;

      (7) the balance remaining under the subcontract to complete the Work.

   b. Partial Waivers of Lien to Date and Affidavit for Payment. Following your first payment request, you must submit Partial Waivers of Lien from all Subcontractors and suppliers that performed services and provided supplies during the month before your previous payment request. The Partial Waivers of Lien must be in a form acceptable to the City and must identify, at a minimum, the payment request number and time period covered. The Partial Wavier of Lien must be in dollar amount equal to the dollar amount of the services performed or supplies provided by the Subcontractor or supplier during the relevant time period. With every payment request, you must also submit an Affidavit for Payment from all Subcontractors and suppliers for whose services or supplies you request payment. The Affidavit for payment must be in a form acceptable to the Commissioner and identify, at a minimum, the payment estimate number, the time period covered, and the total amount invoiced by the Subcontractor or supplier, and the total amount paid to the Subcontractor or supplier to date; and

   c. [Intentionally Omitted]

   d. Certified Payrolls. You and all Subcontractors working on the job site must submit three copies of certified payrolls for the payment period to the Commissioner every week until all Work is completed. All payrolls must be identified with Contractor or Subcontractor's name, as appropriate, Contract name and be sequentially numbered. If there are periods of no Work by you or a Subcontractor, you must submit a payroll labeled "NO WORK." The final payroll must be clearly labeled “FINAL”. Certified payrolls are required to assure EEO compliance as well as wage compliance. Race, worker classification, and gender must be clearly marked for each employee on the certified payroll along with all additional information required by the Chief Procurement Officer. An employee's address should appear every time

his or her name appears on the payroll. You must submit the certified payrolls and additional information regarding EEO and wage compliance by providing a Payroll Summary Report in the form required by the Chief Procurement Officer. You and each Subcontractor must submit the EEO report forms required by the City and U.S. Department of Labor reflecting fully the periods of Work covered by the partial payment request. When directed, Contractor shall be required to submit payrolls electronically using the City's certified payroll and reporting system.

e. In April 2004, the Chicago City Council passed an ordinance requiring the City to report payments to subcontractors and suppliers on the City 's website. This ordinance applies to all City-funded, construction-related contracts awarded after June 28, 2004. In order to comply with this new ordinance, contractors meeting these criteria will be required to declare subcontractor payments with each invoice submitted. This reports the intended payments from prime contractors to subcontractors and suppliers from the invoice. The Subcontractor Payment Certification Form can be downloaded from the City's website at www.cityofchicago.org/finance/subcontractorform. The information from this form will be recorded in the City's financial system and posted on the City website.

C. Payment for Stored Material

1. Whether stored on- or off-the job site, the risk of loss for stored material will remain with you, and you must insure the stored materials against the risk of loss, theft or damage until its installment in the Work.

2. Payment for material stored on the job site will be 100% of a valid invoice. No payment will be made for materials stored off the job site unless otherwise authorized by the Commissioner in accordance with Section XIII.C.3. If Materials stored on the job site cannot be incorporated in the finished Work within a reasonable period of time you may include them in the monthly progress payment, but only if the following documents are submitted with the request for payment:

   a. Paid invoices showing the cost of material or equipment;

   b. Waiver of lien from the supplier indicating that the cost of the material or equipment was paid; and

   c. Inspection tickets showing that material or equipment had been inspected and accepted by the City.

3. Payment for material stored off-site, if authorized, will be 100% of a valid invoice when you have provided the Commissioner with the documents and assurances listed and complied with the requirements below:

   a. A paid invoice from the supplier showing the unit, quantity, description of the material or equipment and costs;

   b. A waiver of lien from the supplier for the total amount of the material purchased;

   c. Inspection for all of the material stored;

d. A certified statement giving the exact location of the materials or equipment, stating that:

(1) you have inspected all of the material stored and that it is complete and in good condition;

(2) the materials are suitably stored and maintained at a bonded, secure and environmentally appropriate location that the Commissioner has agreed upon and subject to the conditions required or established by him;

(3) you have complied with procedures satisfactory to the Commissioner to establish the City's title to the materials or otherwise protect the City's interest in them, including, insurance, storage and transportation to the Project site for the materials stored off-site, as the Commissioner may reasonably require;

(4) the materials, equipment and associated fabricated components will not be diverted away from the Project;

(5) a certificate of insurance coverage for the stored material upon which payment is requested;

e. Immediately upon receipt of payment for the material, you must prepare and execute all documents required to transfer title to the City, including, any Uniform Commercial Code documentation necessary to perfect transfer of title; and

f. All material and Work covered by payments will thereupon become the sole property of the City, subject to your obligation to insure it until Acceptance of the Work.

D. Retainage

Pursuant to § 2-92-250 of the Municipal Code, specifically paragraph A.1., the Chief Procurement Officer in consultation with the Chicago Department of Transportation has made a finding that holding retainage for this contract is not in the best interest of the City.

E. Payments Withheld

1. The Commissioner may decline a request for payment if, in the Commissioner's sole opinion, the request for payment is not adequately supported. If you and the Commissioner cannot agree on a revised amount, the Commissioner must process the payment in the amount he deems appropriate.

2. The Commissioner may decline to process any payment or may rescind in whole or in part any approval previously made to the extent that may be necessary in his sole opinion because of any failure to perform any obligation under the Contract, including:

a. Failure or refusal to provide the City the required initial schedule for the Work or monthly schedule updates and obtain the City's approval for either or both;

b. Your failure to remedy defective Work;

c. Your failure to make payments to Subcontractors, or employees, or provide partial waivers of lien;

d. Your failure to maintain timely progress of the Work as stated in your schedule, or the City's determination that the Work will not be completed within the Contract Time, or your failure to carry out the Work in accordance with the Contract;

e. Failure to follow the City, State, Federal, or Contract safety and security requirements;

f. Failure to maintain insurance policies as required by the Contract and/or to provide to the Commissioner each evidence of insurance coverage, in the form of current certificates of insurance, as he or she may require;

g. Failure to comply with other requirements as referenced in the Contract;

h. Failure to provide certified payrolls or other documents required under Section XI.G, "No Damages for Delay and Extensions of Time."

i. Failure to provide material inspections as required by the Contract; and

j. Failure to provide contract deliverables such as, accurate Record Drawings, warranties, guarantees, manuals, etc.

3. Pursuant to § 2-92-270 of the Municipal Code, the Chief Procurement Officer may, in his sole discretion, direct that no further payments be made, or vouchers or estimates issued to you, if he determines that you have failed to pay any Subcontractor, employee or worker for Work performed under this Contract. The City may withhold payment until you demonstrate, to the satisfaction of the Chief Procurement Officer, that payments to the Subcontractors, employees or workers have been made in full.

   If the Chief Procurement Officer gives you notice under Section XXIII.H that no further vouchers or estimates will be issued or payments made on the Contract until the Subcontractors, workers, and employees have been paid, and you neglect or refuse for a period of 10 days or more after notice was given to pay those Subcontractors, workers or employees, the Chief Procurement Officer may apply any money due, or that may become due, under the Contract to the payment of those Subcontractors, workers or employees without further notice to you and the effect will be the same, for purposes of payment to you of the Contract Price, as if the City had paid you directly.

   The failure of the City, however, to retain and apply any money, or of the Chief Procurement Officer to order or direct that no vouchers or estimates be issued or further payments made, will not, nor will the paying over of the reserved percentage without the Subcontractor, workers, or employees being first paid, in any way affect your liability or that of your sureties to the City, or to any such Subcontractor, worker or employee upon any bond given in connection with this Contract.

4. Debts; Outstanding Parking Violation Complaints

   In accordance with § 2-92-380 of the Municipal Code, and as otherwise permitted by law, in addition to any other rights and remedies (including any set-off) available to the City under the Contract or permitted at law or in equity, the City is entitled to set off a portion of the Contract price or compensation due under the Contract, in

an amount equal to the amount of the fines and penalties for each outstanding parking violation complaint and the amount of any debt owed by the contracting party to the City. For purposes of this provision, the terms "outstanding parking violation complaints" and "debt" are defined in the Municipal Code as are the conditions under which no set-off will be made.

5. Provisions Relating to Liens

Contractor will notify Subcontractors that no mechanic's lien under the Illinois Mechanics' Lien Act, 770 ILCS 60/23, *et seq*., will be permitted to arise, be filed, or maintained against public funds, the Project, or any part of it, or any interest in them, or any improvements on them, or against any monies due or to become due to Contractor on account of any work, labor, services, materials, equipment, or other items performed or furnished for or in connection with the Project to the extent permitted by law. Contractor, for itself and its Subcontractors, expressly waives, releases, and relinquishes such liens and all rights to file or maintain such liens; and Contractor further covenants that this waiver of liens and waiver of the rights to file or maintain such liens is an independent covenant.

If any of Subcontractors, employees, officials, agents, or any other person directly or indirectly acting for, through, or on their behalf files or maintains a lien or claim under the Illinois Mechanic's Lien Act, 770 ILCS 60/23, *et seq.*, against public funds or against any monies due or to become due to Contractor on account of any Work, labor, services, materials, equipment, or other items performed or furnished for or in connection with the Project, Contractor must cause such liens and claims to be satisfied, removed, or discharged within 30 days from the date of filing. The City may extend the 30 day period if (i) the City determines that the lien claim cannot be so satisfied, removed, or discharged in such period and (ii) Contractor, in the City's sole determination, is proceeding diligently to cause such liens or claims to be satisfied, removed or discharged. The City has the right, in addition to all other rights and remedies provided under this Contract or by law, to cause such liens or claims to be satisfied, removed, or discharged by any means at Contractor's sole cost, such cost to include reasonable legal fees.

6. The City's rights under this Section XIII.E, "Payments Withheld," are cumulative with any other rights provided for under this Contract. Failure by the City to exercise any such right afforded in this Contract, or at law or in equity, will not constitute a waiver of that right.

F. Prompt Payment to Subcontractors

1. Payment Within Seven Days. The Contractor must make payment to its Subcontractors **within 7 days** of receipt of payment from the City for each invoice, but only if the Subcontractor has satisfactorily provided goods or services or completed its work or services in accordance with the Contract Documents and provided the Contractor with all of the documents and information required of the Contractor. The Contractor may delay or postpone payment for a to a Subcontractor when the Subcontractor's work or materials do not comply with the requirements of the Contract Documents, the Contractor is acting in good faith, and not in retaliation for a Subcontractor exercising legal or contractual rights.

2. Liquidated Damages for Failure to Promptly Pay. Much of the City's economic vitality derives from the success of its small businesses. The failure by contractors to pay their subcontractors in a timely manner, therefore, is clearly detrimental to the City. Inasmuch as the actual damages to the City due to such failure are uncertain in amount and difficult to prove, Contractor and City agree that the Chief Procurement Officer may assess liquidated damages against contractors who fail to meet their prompt payment requirements. Such liquidated damages shall be assessed to compensate the City for any and all damage incurred due to the failure of the Contractor to promptly pay its subcontractors, and does not constitute a penalty. Any and all such liquidated damages collected by the City shall be used to improve the administration and outreach efforts of the City's Small Business Program.

3. Reporting Failures to Promptly Pay. The City posts payments to prime contractors on the web at:

http://webapps.cityofchicago.org/VCSearchWeb/org/cityofchicago/vcsearch/controller/payments/begin.do?agencyId=city.

If the Contractor, without reasonable cause, fails to make any payment to its Subcontractors and material suppliers within 7 days after receipt of payment under a City contract, the Contractor shall pay to its Subcontractors and material suppliers, in addition to the payment due them, interest in the amount of 2% per month, calculated from the expiration of the 7-day period until fully paid.

In the event that a Contractor fails to make payment to a Subcontractor within the 7-day period required above, the Subcontractor may notify the City by submitting a report form that may be downloaded from the DPS website at:

http://www.cityofchicago.org/content/dam/city/depts/dps/ContractAdministration/StandardFormsAgreements/Failure_to_Promtly_Pay_Fillable_Form_3_2013.pdf

The report will require the Subcontractor to affirm that (a) its invoice to the Contractor was included in the payment request submitted by the contractor to the City and (b) Subcontractor has not, at the time of the report, received payment from the contractor for that invoice. The report must reference the payment (voucher) number posted on-line by the City in the notice of the payment to the contractor.

Subcontractors are hereby reminded that per Chapters 1-21, "False Statements," and 1-22, "False Claims," of the Municipal Code of Chicago, making false statements or claims to the City are violations of law and subject to a range of penalties including fines and debarment.

4. Action by the City. Upon receipt of an electronic report of a failure to pay, the City will issue notice to the contractor, and provide the contractor with an opportunity to demonstrate reasonable cause for failing to make payment within applicable period set forth in the Contract. The Chief Procurement Officer, in his or her sole judgment, shall determine whether any cause for nonpayment provided by a contractor is reasonable. In the event that

the contractor fails to demonstrate reasonable cause for failure to make payment, the City shall notify the contractor that it will assess liquidated damages. Any such liquidated damages will be assessed according to the following schedule:

First Unexcused Report:	$50
Second Unexcused Report:	$100
Third Unexcused Report:	$250
Fourth Unexcused Report:	$500
Fifth and Each Succeeding Unexcused Report:	$1,000

The liquidated damages set forth above shall be assessed per unexcused report per contract, i.e., each successive report regarding a contractor's failure to pay under this Contract will be assessed liquidated damages, regardless of which subcontractor files the unexcused report(s).

By executing this Agreement, Contractor acknowledges and agrees that the City may collect such damages by deducting any amount due to the City from the next payment to be made to the Contractor. In the event that no further payments are due to Contractor, Contractor agrees to promptly pay such liquidated damages as it may owe to the City. Failure to make such payment within thirty (30) days of receipt of notice of the assessment of liquidated damages may result in Contractor being debarred from participating in City contracts for a period of not less than one year.

Contractors are reminded that each unexcused failure to pay promptly is an event of default under the Contract and, in addition to the liquidated damages provided for in this Section, is subject to the remedies found in Section XX.C of this Contract. Contractors are further reminded that per Section 2-92-270 of the Municipal Code of Chicago, failure to pay subcontractors as required by law and the Contract may result in the City suspending payments to Contractor and making direct payments to such subcontractors. Any such direct payments shall be from funds due and owing to the contractor.

5. Whistleblower Protection. Contractor shall not take any retaliatory action against any subcontractor for reporting non-payment pursuant to this Section F. Any such retaliatory action is an event of default under this Contract and is subject to the remedies set forth in Section XX.C hereof, including termination. In addition to those remedies, any retaliatory action by a contractor may result in a contractor being deemed non-responsible for future City contracts or, if, in the sole judgment of the Chief Procurement Officer, such retaliatory action is egregious, the Chief Procurement Officer may initiate debarment proceedings against the contractor. Any such debarment shall be for a period of not less than one year.

6. If the Chief Procurement Officer determines that the circumstances pertaining to a contractor's failure to pay promptly warrant excusing such non-performance, or determines that excusing such non-performance is in the best interests of the City, the Chief Procurement Officer may waive any of the remedies provided in this Section F. Each such

waiver is discrete, non-precedential and does not constitute a waiver of any subsequent remedies against a contractor who fails to comply with the terms and conditions set forth herein.

G. Payment for Changes

1. **Payment for Changes.** The amount to be paid by the City for changes (additions, deletions or revisions) in the Work or directions to change the Contract Time, will be made in accordance with Sections XIII.G.1.a through XIII.G.1.f below.

   a. **Unit Price Basis**. Should the changes in the plans result in an increase or decrease in the quantities of unit priced Work to be performed, you will accept payment as follows:

      (1) All increases in the Work of the type that appears in the Contract as unit price items will, except as provided in Section XIII.G.1.b., "Proposal Basis," be paid for at the Contract unit bid prices. Decreases in quantities included in the Contract will be deducted from the Contract value at the unit bid prices. No allowances will be made for delays or anticipated profits.

      (2) Quantities in excess of 125% of the bid quantities, when the total dollar value of the unit price item exceeds 5% of the original Contract bid amount, will be paid for at a negotiated unit price based on costs that are demonstrated by you and agreed to by the Commissioner, subject to the approval of the Chief Procurement Officer. The negotiated unit price can be higher or lower than the Bid Unit Price. Quantities in excess of 125% of the bid quantities, when the total dollar value on any unit price item does not exceed 5% of the total value of the original Contract bid amount, will be paid at the bid unit price.

      (3) Quantities below 75% of the bid quantities, when the total value of the unit price item exceeds 5% of the Contract Price at the time of bid, will be paid for at a negotiated unit price based on costs which are demonstrated by you and agreed to by the Commissioner, subject to the approval of the Chief Procurement Officer. The negotiated unit price can be higher or lower than the Bid Unit Price. Quantities below 75% of the bid quantities, when the total value on any unit price item does not exceed 5% of the total value of the Contract Price at the time of bid will be paid at the bid unit price.

      (4) If the Commissioner and you are unable to agree on a negotiated unit price, the Commissioner will determine a unit price, prepare a Contract Modification with the Work so priced, that you will sign. You may, however, timely dispute the amount of the unit price to the Chief Procurement Officer under Article XX, "Claims and Disputes." This is the only Contract Modification in which the release language required by Section XIV.D, "Contractor's Release," will not be included.

   b. **Proposal Basis.** If there are no unit prices for the changed Work, the payment may be based upon a price agreed to by the City and you. The proposal submitted will be a starting point for negotiation between the City and you. You must submit any

proposal for consideration for changed Work in writing, breaking down the Work to be done into segments of cost as follows:

(1) Labor. For all hourly wage labor and hourly wage foremen in direct charge of the specific operations, you will receive the prevailing rate of wage for every hour that the labor and foremen are actually engaged in the Work. No additional allowance or payment will be made for general superintendence. You will receive the actual costs paid to, or in behalf of, workers for health and welfare benefits, pension fund benefits or other benefits, when the amounts are required by collective bargaining agreement or other employment contract generally applicable to the classes of labor employed on the Work. An amount not to exceed 30% of XIII.G.1.a.(1) above and an amount not to exceed 10% of XIII.G.1.a.(2) above will also be paid to you.

(2) Insurance and Payroll Taxes. Cost for property damage, liability, and worker's compensation insurance premiums, unemployment insurance contributions and social security taxes on the extra Work, to which an amount not to exceed 10% of the cost of these items will be added. You must furnish satisfactory evidence of the rates paid for the insurance and taxes.

(3) Materials. For materials accepted by the Commissioner and used as an integral part of finished Work, you will receive the actual costs of the materials delivered on the job site, including transportation charges that you paid (exclusive of machinery rentals as set forth below), as shown by original receipted bills, to which 15% will be added to the first $10,000.00 and 10% for any amounts over $10,000.00.

(4) Equipment. Number of proposed equipment hours multiplied by the rate as allowed by the latest revision of "Schedule of Average Equipment Ownership Expense With Operating Cost" as issued by IDOT, or in the AED Compilation of Rental Rates if equipment is to be rented, for the period that the machinery and equipment are to be used on the Work, to which no percent will be added. Where machinery and equipment are not listed in these schedules, then the rates will be determined by the Commissioner after reviewing all of your available records or other information concerning the expense of operating that type of equipment.

(5) Cost for Increase in Performance and Payment Bond. You will furnish the Commissioner written documentation from the surety of the rate or rates applicable for additional bonding for this Contract. These rates will be applied to all the changes increasing or decreasing the Contract Price. No bonding costs will be allowed for Subcontractors. In the absence of written documentation from the surety, a percentage of the total change, as determined by the Commissioner, will be added or subtracted to cover the increase or decrease of the cost of the bond.

(6) When Work is to be performed by a Subcontractor, the proposal may include as administrative costs for you an amount not to exceed 5% of the first $10,000.00 and 1% of any amount over $10,000.00 of the total approved costs of the Work. The Subcontractor, however, is not allowed any additional markup if it sublets its

Work. The use of a Subcontractor requires the approval of the Chief Procurement Officer. All subcontracted costs must be supported by proposals from the Subcontractors performing the Work. The Contractor's Subcontractor's proposal must be broken down into its various parts of Work as described in items XIII.G.1.b.(1) through XIII.G.1.b.(4) above, or as required by the Commissioner.

c. **Time and Material Basis**. If the Commissioner and you cannot agree on a price based on a proposal, the Work will be paid for on a time and material basis. Work that is done on a time and material basis will be paid for as follows:

(1) Labor. For all hourly wage labor and hourly wage foremen in direct charge of the specific operations, you will receive the prevailing rate of wage for every hour that the labor and foremen are actually engaged in the Work. No additional allowance or payment will be made for general superintendence.

(2) You will receive the actual costs paid to, or in behalf of, workers for health and welfare benefits, pension fund benefits or other benefits, when the amounts are required by collective bargaining agreement or other employment contract generally applicable to the classes of labor employed on the Work.

(3) An amount not to exceed 30% of XIII.G.1.c.(1) above and an amount not to exceed 10% of XIII.G.1.c.(2) above will also be paid to you.

(4) No payment will be made for labor performed on a time and material basis until you have furnished the Commissioner with itemized statements of the labor cost as follows.

(a) Name, classification, date, daily hours, total hours, rate, and extension for each laborer and foreman.

(b) Certified payrolls or certified copies of them, pertinent to the Work for which payment is requested. The payroll records will contain the name, address and social security number of each employee, the employees correct classification, rate of pay, daily and weekly number of hours worked, itemized deductions made and actual wages paid. The time and material bills will be audited and corrected against the certified payrolls. Falsification of the certified payroll is an offense punishable by law.

(5) Insurance and Payroll Tax. For property damage, liability, and workers compensation insurance premiums, unemployment insurance contributions and social security taxes on the time and material Work, you will receive the actual costs, to which 10% will be added. No payment will be made for insurance and payroll taxes until you have furnished satisfactory evidence of the rate or rates paid for the insurance and tax.

(6) Materials. For materials accepted by the Commissioner and used as an integral part of finished Work, you will receive the actual costs of the materials delivered on the job site, including transportation charges paid by him (exclusive of machinery rentals as set forth below), as shown by original receipted bills, to

which 15% will be added to the first $10,000.00 and 10% for any amounts over $10,000.00.

(7) You will be reimbursed for any materials used in the construction of the Work, such as sheeting, falsework, form lumber, burlap, or other materials for curing, etc., that are not integral part of the finished Work. The amount of reimbursement will be agreed upon in writing before the Work is begun and no percent will be added. The salvage value of the materials will be taken into consideration in the reimbursement agreed upon.

(8) No payment will be made for material cost until you have furnished itemized statements of the material costs, which must include:

(a) Quantities of materials, prices, and extension;

(b) Material transportation costs supported by receipted invoices; and

(c) Receipted invoices for all materials used. However, if materials used on the time and material Work are not specifically purchased for the Work but are taken from your stock, then in lieu of the invoices, you will furnish an affidavit certifying that the materials were from your stock, that the quantity claimed was actually used, and that the price and transportation claimed represent the actual cost to you. The price quoted for the material must be reasonable and acceptable as per the normal industry practice.

(9) Equipment. You will be paid for all machinery and equipment (other than small tools as currently defined by the Illinois Department of Transportation) used on the Work in accordance with the latest revision of “Schedule of Average Annual Equipment Ownership Expense with Operating Cost,” as issued by the Illinois Department of Transportation, for the period that the machinery and equipment are in use on the Work, to which no percent will be added. Where machinery and equipment are not listed in this schedule, the rates will be determined by the Commissioner after reviewing all your available records or other information concerning the expense of operating that type of equipment. Where idle time for equipment is authorized by the Commissioner, it will be paid at a rate not to exceed 50% of the rates described above.

(10) When equipment is rented, you will receive actual rental cost as shown by original receipted bills to which 5% will be added.

(11) No payment will be made for equipment unless designations, dates, daily hours, rental rates, and extensions for each unit of machinery and equipment are shown on the itemized statement of time and material Work.

(12) Bond. The City will pay you the actual increase in cost of your performance bond. You will furnish from the bonding company written documentation of the rate or rates applicable for additional bonding for this Contract. These rate/rates will be applied to all the changes increasing or decreasing the Contract value. No bonding costs will be allowed for Subcontractors. In the absence of written documentation from the bonding company, a percentage of the total change, as determined by the Commissioner,

will be added or subtracted to cover the increase or decrease of the cost of the bond.

(13) When Work is performed by Subcontractor, you will receive as administrative costs an amount equal to 10% of the first $10,000 and 5% of any amount over $10,000 of the total approved costs of the Work. The Subcontractor, however, is not allowed any additional markup if it sublets its Work. The use of a Subcontractor will require the approval of the Chief Procurement Officer. All subcontracted costs must be supported by invoices from the Subcontractors performing the Work. The Subcontractors' invoices must be submitted in the form described in items (1) through (4) above.

(14) Documentation. For additional Work performed on a time and material basis you will each day submit to the Commissioner detailed and complete records of the labor, material, equipment, and other costs relating to any force account Work performed on the day the Work is performed. You and the Commissioner will sign these daily extra Work reports.

(15) Base Contract Work on a Premium Time Basis.

(a) For Contract Work performed outside of regularly schedule working hours as defined by the Contract, premium time costs will be paid, only if expressly directed in writing by the Commissioner before you begin the Work. Compensation, when authorized, will cover only the direct cost of the premium portion of the time involved and will be without any charge for insurance. No payment will be made for union fringe benefits on the premium portion of the time unless expressly required by union agreement. Taxes that are attributed to the premium portion of the time will be paid. If you seek to charge taxes, the Commissioner may require you to supply verification that the employees' Social Security Tax, Federal Unemployment Tax, and State Unemployment Tax limits have not been exceeded.

(b) An amount equal to 7% of the sum of the premium portion of the work plus taxes will also be paid to you to cover job site general conditions, overhead, and profit. All indirect costs are considered part of the overhead, including supervision, engineering, and other technical personnel.

(c) If you enter into a subcontract, you will be allowed an additional 2% of the Contractor's Subcontractor's premium time billing to cover your supervisory and related expense on subcontract operations. The Subcontractor is not allowed the additional 2% if it sublets its Work.

(d) You must keep Daily Work Reports for the premium time hours signed by you and the Commissioner. The reports must indicate the time of day when the Work was performed and wage rate differential that will be charged. Billings must reflect hours reported on Daily Work Reports.

d. **Changes on Lump Sum Contracts or Lump Sum Items in Unit Priced Contracts.** All increases or decreases in the Work that is listed in the approved schedule of values will be priced, for the purpose of any change, based on the amounts stated for the Work in the approved schedule of values.

e. **All invoices for changed work**. You must submit all invoices for changed work within 45 days following completion of the changed work. Failure to provide a complete invoice for the changed work within that period, will authorize the Commissioner, subject to the approval of the Chief Procurement Officer, to determine the final amount for the Contract Modification that may be awarded without your signature.

f. Miscellaneous.

(1) For the purposes of this Section, any business entity which employs field labor and performs Contract Work on the job site is defined as a Subcontractor." (This definition excludes suppliers/deliverers of materials.)

(2) When the extra Work involves only supply of material without any field labor at the job site, the supplier, for the purposes of this Section, will be considered a "Materials Subcontractor" and the mark up specified in Section XIII.G.1.c (6), "Materials," will apply.

(3) Expenses incurred by the City. Upon written request of the Commissioner, you will pay the costs related to the Work that are the responsibility of the City. You will be reimbursed for the actual amount paid out to which will be added a markup as specified in Section XIII.G.1.c above.

2. **Change Claims:**

a. If you and Commissioner are unable to agree on the price and/or time extension in connection with a change, you must, within 15 days of completing the changed work, provide written notice to the Commissioner of the amount of money and/or time extension sought by you and the Contractual and factual basis for each. You will designate the document Notice of Claim.

b. The Commissioner will, within 30 days from receipt of the Notice of Claim, respond by requesting a meeting with you, making a written request for additional information from you, including a general statement of the basis for the claim, the facts underlying the claim, the notice to the Commissioner of the change that gave rise to the claim, reference to the applicable Contract provisions, and all documentation that describes, relates to and supports the claim; taking other action to attempt to resolve the Notice of Claim, and/or advising you in writing that it should file a claim under Article XIX, "Claims and Disputes." Any steps taken by the Commissioner to resolve the Notice of Claim will not exceed 60 days from receipt of the Notice of Claim unless you agree to an additional amount of time in writing.

c. If the Notice of Claim cannot be resolved as provided for in Section XIII.G.2, you must follow the requirements of Sections XX.B and C, "Claims" and "Disputes."

d. If you do not agree with the adjustment for time and/or money proposed by the Commissioner, you must follow the procedures set out by the Contract to file a claim and/or dispute as provided in Article XX, Failure to follow the procedures set out by the Contract to file a claim and/or dispute as provided in Article XX, constitutes a waiver of the right to make a claim or file a Dispute to the Chief Procurement Officer. In the event of your waiver, you may file a Dispute under Section XX with the Chief

Procurement Officer seeking a final decision as to the adjustment for the changed work.

H. Night, Sunday and Holiday Work

Whenever you are permitted to perform Work at night, or on Sundays or State or Federal holidays, or to vary the period of hours during which any work is carried on each day, you must give written notice to the Commissioner, at least 24 hours in advance, so that proper inspection may be provided. The Work will be done under regulations to be furnished in writing by the Commissioner, and no extra compensation will be allowed therefore.

I. Acceleration

1. If progress falls behind the approved schedule, the Commissioner may direct and authorize you, in writing, to perform premium time work as indicated in TIME OF COMPLETION in the Proposal section of the specifications. No additional compensation will be paid for such premium time work and the cost incurred for inspection and testing during the premium time work will be considered as “extra” inspection, and reimbursement will be provided by you as described in Section XV.C, “Materials and Equipment Testing and Inspection.”
2. If conditions are encountered where you are specifically directed and authorized in writing by the Commissioner to perform premium time work, on the original contract, to advance an already established completion date of an event or the project, or project milestone, you will be compensated in accordance with Section XIII.G.c (15).
3. When the premium time Work is performed by approved subcontractor, you will receive a markup as specified in Section XIII.G.c (15). of the Contract.

J. Payroll Canvass Reports

[This section deliberately omitted]

K. Electronic Ordering And Invoices

The Contractor will cooperate in good faith with the City in implementing electronic ordering and invoicing, including but not limited to catalogs, purchase orders, releases, and invoices. Contractor will accept electronic purchase orders and releases upon request of the Chief Procurement Officer. Contractor will provide the City electronic catalogs, copies of invoices and other electronic documents upon request. The electronic ordering and invoice documents will be in a format specified by the City and transmitted by an electronic means specified by the City. Such electronic means may include, but are not limited to, disks, e-mail, EDI, FTP, web sites, and third party electronic services. The Chief Procurement Officer reserves the right to change the document format and/or the means of transmission upon written notice to the Contractor. Contractor will ensure that the essential information, as determined by the Chief Procurement Officer, in the electronic document, corresponds to that information submitted by the Contractor in its paper documents. The electronic documents will be in addition to paper documents required by this Contract, however, by written notice to the Contractor, the Chief Procurement Officer may deem any or all of the

electronic ordering and invoice documents the official documents and/or eliminate the requirement for paper ordering and invoice documents.

XIV. CHANGES IN THE WORK

A. City's Right to Change Work

The Chief Procurement Officer and the Commissioner reserve the right to jointly order, in writing, changes in the Work or the Contract Time without prior notice to your surety. You are obligated to perform in a timely manner the changed Work included in the written notice from the Chief Procurement Officer and Commissioner. These changes may consist of additions, deletions, or other revisions, at the discretion of the City. You must begin the changed work upon receipt of a Field Order, signed by the Commissioner, with the prior written approval of the Chief Procurement Officer, unilaterally directing changes in the Work or Contract Time.

B. Contractor's Request

Within 14 days of receipt of the written notice from the Commissioner, you must submit to the Commissioner a written request for adjustment to the Contract Price and/or Contract Time for the revised Work.

C. Contract Modification

The final provisions of the Proposed Contract Modification, including the adjustment in the Contract Sum and/or the Contract time, if any, will be incorporated into a written Contract Modification signed by the City and you.

D. Contractor's Release

All Contract Modifications constitute a full release of the City from any liability for any additional compensation or extension of time arising or resulting from the Work performed pursuant to the Contract Modification. By executing a Contract Modification, you accept the compensation and/or time extension provided in it in full accord and satisfaction for that Contract Modification, and you expressly waive, release and relinquish all additional claims and demands relating to or arising out of the matters covered by that Contract Modification, including direct or indirect cost, profit, or damages related to disruptions.

E. Performance of Changed Work

You must promptly proceed with any changes in the Work or Contract Time as directed by a written order of the Commissioner ("Field Order"), in accordance with Section XIV.A., "City's Right to Change Work," with or without any Contract Modification. Your refusal or failure to proceed promptly with the changed Work as directed constitutes an event of default under the Contract. No change to the Work by you as directed by the Commissioner will operate to invalidate the Contract or release your surety.

F. Change Claims and Disputes

If you and Commissioner are unable to agree on the price and/or time extension in connection with a change, the procedures set forth in Article XX, “Claims and Disputes,” will govern.

XV. TESTING & INSPECTION

A. Material, Inspection and Responsibility

The City has the right to inspect all materials, equipment and each part or detail of Work, at any time, to be used in carrying out this Contract. The City does not assume any responsibility for the availability of any materials or equipment required under this Contract. You are responsible for all materials, components and completed Work furnished under this Contract. The City may reject materials, components or completed Work not complying with the terms and provisions of this Contract and you must replace it or them at no additional cost to the City. You must promptly remove any rejected materials or components rejected from the City’s premises at no additional cost to the City after you receive notice from the City that the materials or components have been rejected.

B. Inspection of the Work

1. All materials and equipment and each part or detail of the Work are subject at all times to inspection by the Commissioner or the Commissioner’s authorized representatives. You are held strictly to the requirements of the Contract with respect to quality of materials, workmanship and the diligent execution of the Contract. Inspection may include mill, plant, shop and field inspection of any material or equipment furnished and any installation and construction under the Contract. You must allow the Commissioner and his representatives access to all parts of the Work and furnish such information and assistance as may be required to make a complete and detailed inspection.

2. All tests performed by or at the direction of the Commissioner under this Contract are to verify that the materials you are providing meet the Contract requirements. You, at your own expense, may perform or have others perform similar tests for the purpose of maintaining the quality of the material being provided. Payment will not be made for uninspected or unauthorized use of materials incorporated into the Work.

3. You must remove or uncover such portions of the finished Work as the Commissioner may direct before acceptance. After the examination, you must restore the portion of the Work to the standard required by the Contract. If the Work thus exposed or examined proves acceptable, the City will pay the expenses of uncovering, removing and/or replacing the parts as extra work, but if the Work so exposed or examined is unacceptable, you must bear the expense of uncovering, removing and/or replacing of it in accordance with the Contract.

4. Except as may be otherwise specified in other sections of the Contract, the Commissioner will make final inspection of all Work included in the Contract as soon as possible after you notify him that the Work is substantially completed and ready for acceptance. If the Work is not acceptable to the Commissioner at the time of the

inspection, he or she will inform you as to the particular defects to be remedied before the Work is accepted as substantially complete.

C. Materials and Equipment Testing and Inspection

1. You must provide the Commissioner sufficient notice of placing orders to permit tests to be completed before the materials are incorporated into the Work. You must afford such facilities as the Commissioner may require for collecting and forwarding Samples and making inspections and test. All Samples must be furnished without charge to the Commissioner. You must not make use of or incorporate into the Work the materials represented by the Samples until tests have been made and the materials have been found to be in accordance with the requirements of the Contract.
2. For materials that are integral parts of machinery or equipment or of parts of equipment that you or your Subcontractor normally stock, you must furnish the original and one copy of certified tests made at the time of production. You will keep the original and the Commissioner will retain the copy.
3. You must assure that the Commissioner has free entry, at all times while Work is being performed, to all parts of the manufacturer's works that concern the manufacture of the material or equipment ordered. The Commissioner must be permitted to examine all components and subassemblies. Assemblies and parts must be numbered for identification. You must provide the Commissioner with a detailed production schedule before the first inspection. After review of the schedule, the Commissioner will inform you of the methods, extent of inspection, facilities desired and date of inspection. You will afford the Commissioner without charge, all facilities necessary to determine that the material or equipment furnished are in accordance with the Contract. Test and inspection may be at the place of manufacture before shipment.
4. If for any reason, the City elects not to make the tests, the Commissioner may direct you to make the necessary tests. You must furnish a certification of the ordered tests after completion. The Commissioner reserves the right to inspect and reject all materials or equipment that were previously inspected and accepted at the place of manufacture or source of supply, after they were delivered to the Work site, if the materials or equipment do not meet the requirements of the Contract.
5. When an inspection trip is terminated due to insufficient materials, unacceptable quality, Contractor labor problems, or Contractor equipment problems, you must pay the City its costs for any additional inspection trip.
6. The Contract documents may require you to include the cost of travel and living expenses for a specific number of City employees and/or other persons for a specific test. The manufacturer or you must furnish a certification of the ordered tests after completion. The Commissioner reserves the right to reinspect and reject all materials or equipment that have been previously inspected and accepted at the place of manufacture or source of supply, after they have been delivered to the site if the materials or equipment do not meet the requirements of the Contract.
7. Unless otherwise provided, all materials will be sampled and tested in accordance with the latest published standards and methods of the American Society for Testing and Materials (ASTM) and any revisions of them. If there are no ASTM standards that apply,

applicable standard methods of other recognized standardizing agencies will be used. You must provide the name and qualifications of any such standardizing agency to the Commissioner for review and approval.

D. Testing Laboratory Labels

You must submit all equipment containing electrical wiring to the City for acceptance before installation. All electrical components that you furnished and installed or assemble under this Contract must be approved and so labeled by one of the following Testing Laboratories:

1. Underwriters' Laboratories (UL)
2. Canadian Standards Association (CSA)
3. Electrical Testing Laboratory of New York (ETL)
4. Illinois Institute of Technology research Institute (IITRI)
5. American Gas Association (AGA)
6. Factory Mutual Research Corporation (FMRC)
7. Maintenance and Electrical Testing (MET)
8. American Research Lab (ARL)

Any electrical unit comprised of a number of components, assembled at the factory and considered custom made, must bear one of the above labels for the entire unit as well as for each component.

You must pay all costs in obtaining a testing laboratory label at no additional cost to the City. Any delays in completion of the Work caused by the manufacturer of equipment in obtaining the required testing laboratory labels and the City approval are not grounds for an extension of time beyond the time of completion indicated in the Contract.

XVI. CONTRACTOR PRACTICES AT SITE

A. Cooperation Among Contractors

You must conduct the Work so as not to interfere with or hinder the progress or completion of the work being performed by other contractors within or adjacent to the Work site. You must assume all liability, financial or otherwise, in connection with this Contract, and must protect and save harmless the City from all damages or claims that may arise because of inconvenience, delay, or loss experienced due to the presence and operations of other contractors working within the limits of the Work. You must assume all responsibility for Work not completed or accepted due to the presence and operations of other contractors. You must coordinate and tie-in, where appropriate, your Work with that of others in an acceptable manner and perform the Work in proper sequence to the work of others. When other contractors cause any damage to the Work that you performed, you must file claims with the other contractors, and not against the City, and you must obtain compensation for damage directly from those other contractors.

B. Protection of Persons and Property

1. Protection of Existing Structures and Property. You must avoid causing damage to trees, plant life, sidewalks, curbs, streets, alleys, pavements, utilities, adjoining property, the work of other contractors and the property of the City and others, and must, at your own expense, repair any damage that you or any Subcontractor may cause.

   You are responsible for loss or damage by fire or theft of equipment, material, or other property of the City, incurred while the equipment, material or other property is located in any field office or on the site of the Work. Further, you must repair or replace any such equipment, material or other property so lost or damaged, to the satisfaction of the Commissioner, at no additional cost to the City.

   You must familiarize yourself with the requirements of local and state laws applicable to underpinning, shoring and other Work affecting adjoining property and, wherever and whenever required by law, site conditions or standard industry practice, you must shore-up, brace, underpin, secure and protect all foundations and other parts of existing structures adjacent to, adjoining and in the vicinity of the Work site that may be in any way affected by the excavations or other operations connected with the Work to be performed under this Contract.

   You are responsible for the giving of all required notices to any adjacent or adjoining property owner or other potentially affected party. The notice must be served in sufficient time so as not to delay the progress of the Work under this Contract.

   You must take such precautions as are necessary to insure the safety of private property owners, lessees, and their invitees against injury caused as a result of settlement or displacement of structures. You must immediately proceed with all shoring or other Work necessary to restore the private property owner's property to a safe condition. If you fail to undertake the Work within 24 hours after written notice by the Commissioner, the City may proceed to repair or restore any such structure to a safe condition, and the cost of it will be deducted from any compensation due, or that may become due to you.

   If, in the prosecution of the Work, it is necessary to excavate or occupy any street, alley, or public grounds of the City, you must erect and maintain such barriers, and, during the night time, such lights as will effectively prevent the happening of any accidents or damage to life, limb, or property in consequence of such excavation or occupation of such street, alley, or public grounds. You are liable for all damage occasioned by you, your agents, employees or Subcontractors of any tier in the excavation or occupation of any street, alley, or public grounds, and you must indemnify the City pursuant to Article XIX, “Insurance, Indemnity and Bonds.”

   Upon Final Completion and Final Acceptance of the Work, you must remove all machinery, equipment, materials, false work, rubbish or temporary structures and leave the Work site and the premises of any private property owners in as good condition as they were before commencement of Work.

   Materials and equipment necessary for the performance of the Work may only be placed, stored or allowed to occupy any space in public streets or alleys upon the written consent of the Commissioner. It is the City’s intent that the operations under this Contract are conducted as far as practicable without interference with the public use of streets and alleys. All materials or equipment used in the performance of the Work must

be placed so as not to impede traffic on streets and alleys adjacent to the site of the Work, and to allow free access to all fire hydrants, water valves and manholes that are a part of electric, telephone and telegraph conduit lines, fire alarms and police call boxes in the vicinity.

In removing existing pavements, sidewalks, curbs, gutters, walls, foundations, vaults and other structures, the use of any type of impact device in a manner that might damage buildings or their foundations, or other underground structures and utilities is not permitted.

You must indemnify and hold the City harmless from any damage due to settlement or the loss of lateral support of adjacent or adjoining property and from all loss or expense and all damages for which the City may become liable in consequence of the injury or damage to adjacent and adjoining structures and their premises. Your indemnity obligations will survive the expiration or termination of this Contract and include and apply to any liabilities and duties placed upon the City as owner or occupant of the property on which the improvements provided for in this Contract are to be constructed, by the provisions of an Act entitled "An Act to Prescribe the Duty of an Owner or Occupant of Lands Upon Which Excavations are Made in Reference to the Furnishing of Lateral and Subjacent Support to Adjoining Lands and Structures Thereon." See of 765 ILCS 140/0.01 et seq.

2. Existing and Proposed Utilities. The Contract may show existing utilities lying within the limits of the Work, such as sewers, manholes, catch basins, gas lines, water lines, telephone and electrical duct lines, CTA facilities, and similar structures. The City does not guarantee the completeness or accuracy of the information regarding utilities, whether public or privately owned. You must make your own investigation to determine the existence, nature and location of all utilities at the Work site. You must verify the exact location of all utilities that may interfere with performance of the Work and must report to the Commissioner any differences from the locations shown on the Contract.

   You must so arrange and conduct your Work that utilities may be removed, relocated or supported during excavation and maintained in service until the Work is completed. In addition, you must arrange and conduct your Work that utilities may be replaced, rearranged or relocated before backfill being placed. You must cooperate with the owners of those utilities in the performance of the Work.

   Where existing utilities are abandoned and it is necessary to remove them due to the performance of the Work, you must remove them at no additional cost to the City, and they will become your property.

   It is your responsibility to protect those existing utilities that are to remain in operation during and after completion of the Work, and any new utilities installed by others during the performance of the Work. You will be held fully responsible for any damage resulting from your performance of the Work, and will be required to repair, replace or reconstruct any utilities damaged, at your own expense, to the satisfaction of the Commissioner. The protection of the utilities as specified in this Contract must be at no additional cost to the City.

3. Utilities Outside the Limits of the Work. You must protect and maintain City-owned water lines, sewers, connections and appurtenances and all City-owned electrical

conduits, cables, vaults and appurtenances that are located entirely outside the limits of the Work in a satisfactory manner until the completion of the Work. Whenever in the performance of the Work it is necessary, because of the nature of the Work or because of your method of performing the Work, to support, remove, replace, relocate, rearrange, adjust or repair such City-owned structures located entirely outside of the excavations, you must notify the appropriate City department to perform the Work, and must cooperate with the department in preserving service. You must reimburse the appropriate City department for the cost of performing the Work at no additional cost to the City under the terms of this Contract.

4. Utility Relocation and Continuance of Service Plan. You must prepare a Utility Relocation and Continuance of Service Plan, identifying procedures, locations, time frames and affected agencies and private owners. The Plan must be submitted to the Commissioner for review within 14 days after the Notice to Proceed.

5. Cooperation with Utilities. You must cooperate with all utility companies involved in connection with the removal, temporary relocation, reconstruction, or abandonment by these agencies of all services or facilities owned or operated by them within the limits of the Work.

6. Work Performed by Others. The Work must be performed with a minimum of interference to street traffic in the area. You must coordinate your Work with that of other City contractors, with contractors employed by adjacent property owners, and with contractors employed by any other party or parties for work on utilities to insure the best progress of the Work as a whole.

7. Preservation and Protection of City Standard Bench Monuments and Survey Controls. You are responsible for the preservation and protection of all City Standard Bench Monuments, in accordance with the provisions of § 10-4-220 of the Municipal Code and Article 105.09 of the Standard Specifications, and as directed by the Commissioner. Any survey control point that you disturb or remove you must replace or reestablish to the satisfaction of the Commissioner, at no additional cost to the City. **DAMAGE TO ANY OF THE CITY STANDARD BENCH MONUMENTS WILL RESULT IN YOUR BEING PROSECUTED TO THE FULL MEASURE OF THE LAW.** The Department of Transportation will pursue the matter of compensation for damages incurred by the City resulting from your actions or your failure to act during the execution of Work on this project.

8. Protection of Streets and Traffic. You must provide all necessary barricades, signs, flags, lights and reflectors. You must assure that vehicular and pedestrian traffic on all streets, including adjacent streets, bridges, overpass structures and ramps is maintained during the performance of the Work in accordance with the requirements of the Contract.

9. Temporary Restoration of Trench Cuts. Failure to maintain the temporary restoration of trench cuts, which causes the surrounding work area to be in an impassable and/or hazardous condition thereby creating undue inconvenience and danger to area residents is an event of default under this Contract.

10. Temporary Barriers, Signs, Lights and Flaggers. You must furnish, relocate and remove portable barricades and lights, collision protection, temporary signs (including traffic and project signs) and supports as directed by the Commissioner; and furnishing all

necessary flaggers and other protection necessary for the maintenance of traffic flow in a safe and orderly fashion, as required by Article 107.14 of the IDOT Standard Specifications, except as otherwise specified in the Contract.

You must maintain, repair or replace all damaged or destroyed appurtenances referenced in the immediately preceding paragraph throughout the life of the Contract. Maintenance includes cleaning of the barricades and traffic signs by means of clean water. Flaggers must be provided whenever circumstances warrant.

The barricades must be erected, moved, repaired and repainted as required. Upon the completion of the Work, all barricades remain your property and must be promptly removed from the Work site.

11. Historical and Scientific Specimens. You must preserve and deliver to the Commissioner any specimens of historical or scientific value encountered in the Work, as directed by the Commissioner.

C. Protection of Streets, Alleys and Public Grounds

When excavating or occupying any street, alley or public grounds of the City, you must erect and maintain temporary barriers and, during the night time, lights that will effectively prevent accidents or damage to life, limb or property in consequence of the excavation or occupation of the street, alley or public grounds. You are liable for all damages as a result of the excavation or occupation of any street, alley or public grounds, or by the carelessness of you, your subcontractors, agents, employees or workers and must indemnify and hold harmless the City against all judgments rendered against it by reason thereof.

Construction Period Traffic Management Plan. You must prepare a Construction Period Traffic Management Plan consistent with the requirements of the Contract. The Plan must be submitted to the Commissioner for review within 14 days after award You must comply with all applicable federal, state and local requirements and coordinate with Chicago Department of Transportation, Bureau of Traffic and Illinois Department of Transportation. You must also comply with the following requirements:

1. Construction staging segments must be kept as short as feasible;
2. Lane closure must be kept to a minimum, and at least one lane must remain open to vehicular traffic;
3. Intersections must remain open to traffic in both directions at all times;
4. Detours must be provided in streets as necessary and approved by the Commissioner;
5. Signage plans must be developed and implemented for all approved detours;
6. Coordinate adjustments required for traffic signals; and
7. Allow for emergency access at all times.

D. Protection of Existing Trees in the Right of Way

1. In accordance with the provisions of Chapter 10-32 of the Municipal Code you must protect all trees and shrubs at the construction site from damage. You must restore all

damaged parkways to their original condition and repair or remove and replace any trees and shrubs damaged as a result of construction activity (as determined by the Department of Streets and Sanitation, Bureau of Forestry) at your expense. If any trees or shrubs damaged by construction activity must be removed and replaced, and trees or shrubs of comparable size, type, and value are unavailable or the time for planting is unsuitable, the City will charge you their appraised value determined as provided under § 10-32-200 of the Municipal Code, which amount the City will deduct from amounts due you, or, if no amounts are due, then you must promptly pay the City the amounts determined. Any tree greater than 4" D.B.H. that is permanently damaged due to the construction project and not originally marked for removal must be replaced with a new tree as identified by the Bureau of Forestry and must have a minimum of 4" caliper B&B. Any damaged tree smaller than 4" caliper measured 6" above the ground must be replaced in kind, inch for inch.

2. You must install a **protection barrier or temporary fence** of at least 1.2m (4 feet) in height around each tree to be *protected and preserved*. *The tree protection* must be installed before the actual construction starts and maintained for the duration of the project.

   Within this protection zone, you must prevent construction materials from being stored, equipment from being operated and temporary storage buildings or work trailers from being placed.

   The protection barrier must be constructed of orange snow fencing securely fastened to fence posts spaced a maximum of 1.5 m (5 feet) on center. Posts are 1.8m (6 feet) in length with 61 cm (2 feet) set into the ground and 1.2m (4 feet) extending above ground. The fencing must be attached to the post with a minimum of four nylon locking ties evenly spaced at each post.

   Dimensions of the **protection barrier** are as follows:

   Trees located in Tree Pits: Where trees are located within Tree Pits, the temporary fencing should be installed at a minimum distance of the inside dimension of the Tree Pit opening with one stake at each corner of the opening.

   Trees located in Parkways or Boulevards:

   Small Trees (<9" D.B.H.): Minimum 1.5m (5 feet) from face of tree along the parkway length. In the dimension bordered by the public sidewalk or curb, the temporary fencing must be the width of the grass parkway with a maximum offset of 30cm (1 foot) from back of curb or edge of sidewalk. In no case must the closure be less than 61cm (2 feet) from the centerline of the tree.

   (Example: 6" Tree in a 6' parkway as measured from back of curb to sidewalk. The dimension of the protection fencing would be 1.2m x 3m (4' x 10') with tree in the center). Note: Larger grass parkways (>12') may allow for a ten foot by ten foot (10' x 10'). Thus, the dimension bordered by the sidewalk or curb would not affect fencing distance.

   Medium (10"to 15" D.B.H.): Minimum of ten (10) feet from face of tree along the parkway length. In the dimension bordered by the public sidewalk or curb, the fencing must be the width of the grass parkway with a maximum offset of one foot from back of

curb or edge of sidewalk. In no case must the closure be less than two feet from the centerline of the tree.

Large (>15" D.B.H.): Minimum of 15 feet from face of tree along the parkway length. In the dimension bordered by the public sidewalk or curb, the fencing must be the width of the grass parkway with a maximum offset of one foot from back of curb or edge of sidewalk. In no case must the closure be less than two feet from the centerline of the tree.

E. Care of Existing Structures and Property

1. Property Access Maintenance Plan. You must prepare a Property Access Maintenance Plan consistent with the requirements of the Contract. The plan must be submitted to the Commissioner for review within 14 days after award of the Contract. You must comply with all applicable Federal, State, and local requirements. You must also comply with the following requirements:
    a. Maintain vehicle and pedestrian access to properties;
    b. Maintain pedestrian access on both sides of all streets;
    c. Provide access walkways to all buildings and businesses;
    d. Sidewalks must remain open to the maximum extent possible;
    e. Provide temporary relocation of access, where required;
    f. Provide advisory and temporary signs for pedestrian and vehicle access changes and reroutings; and
    g. Coordinate delivery locations and timing.
2. Before doing any Work adjacent to or on the site of any buildings or other structures adjoining or in the line of the Work to be performed under the Contract, you must supply written notice of it to the owner or owners that the Work is to be done, and must cooperate with the owner(s) in the maintaining, removing, relocating, rearranging or adjusting wherever necessary, of all basements of buildings, subsidewalk vaults, tunnels, conduits, wires, poles, pipes, gas mains, cables, steam and street railway tracks and equipment, or other appliances and structures located in any portion of the streets, public areas, highways and easements to be occupied or used during the prosecution of the Work.
3. Wherever in the performance of the Work it is necessary to remove, reconstruct, relocate, rearrange, adjust or repair City-owned sewers, catch basins, manholes, inlets, sewers connections and appurtenances by reason of the fact that the structures and appurtenances pass through or are located within the limits of the Work as shown on the plans, or ordered by the Commissioner you must perform the Work necessary to remove, reconstruct, relocate, rearrange, adjust or repair those structures and appurtenances, unless otherwise noted on the plans.
    a. The Commissioner will, at his sole discretion, direct you to modify your method of Work to interfere as little as possible with the normal conduct of business in or around the portions of the buildings or structures in use.

b. The building or structures may be in full time use and operation and will continue in normal use during performance of the Work. Building facilities, including heating, ventilation, and air conditioning, lighting and plumbing, will not be interrupted in the occupied areas, except as required for making connections to power sources as specified below.

c. You will serve written notification to the Commissioner requesting any anticipated interruption in facilities at least two weeks before disruption of services. You must provide any temporary facilities deemed necessary by the Commissioner due to a disruption of services. The Commissioner, in his sole discretion, will determine the procedures, times of day and dates you may accomplish the Work and may reject or modify your request.

d. Storage of all material and/or equipment must be in areas approved by the Commissioner, in a manner to minimize interference with the normal conduct of business in or around the occupied portions of the building and vehicular areas.

4. You must not perform Work on City-owned water mains, connections and appurtenances or on any City-owned electrical conduits, cables, vaults and appurtenances unless the City has abandoned the structure and the Commissioner has authorized the Work or the Work is included in the Contract. But, you must adjust City-owned water manholes and electric manholes that are shown as “to be adjusted” on the plans.

a. You must protect and maintain in a manner satisfactory to the Commissioner, protect and maintain all City-owned water mains, connections and appurtenances and all City-owned electrical conduits, cables, vaults and appurtenances that are located entirely outside of the neat lines of the excavation as shown on the plans or as ordered by the Commissioner, until the completion of the Work under the Contract. Whenever in the performance of the Work under the Contract it becomes necessary because of the nature of the Work required by the Contract or because of your method of performing the Work, to support, remove, replace, relocate, rearrange, adjust or repair those City-owned structures located entirely outside of the excavations, you must notify the appropriate City Department to perform the Work, and must cooperate with the Department in preserving service in or through them. You must reimburse the appropriate City Department for the cost of performing the Work, and the cost must be included in the various Contract prices.

b. Without cost to you the City will support, protect and maintain all City-owned water mains, connections and appurtenances and all City-owned electrical conduits, cables, vaults and appurtenances, any part of which is located inside of the neat lines of the excavations as shown on the plans or ordered by the Commissioner, or it will remove, replace, relocate, rearrange, adjust, or repair them, both inside and outside of the excavations. You, however, must adjust those City-owned water manholes and electric manholes that are shown as “to be adjusted” on the plans. Whenever in the performance of the Work under the Contract it becomes necessary to support, protect, maintain, remove, replace, relocate, rearrange, adjust or repair such City-owned structures any part of which is located inside of the excavations, you must notify the appropriate City department to perform the Work and must cooperate with the department in preserving service in or through them.

c. With the exception of the City-owned water mains, connections and appurtenances and the City-owned electric conduits, cables, vaults and appurtenances described above, and with the exception of City-owned structures that are to be removed or otherwise Worked upon as part of the requirements of the Contract, you must support, protect, maintain or relocate and rebuild all poles, trees, shrubbery, fences, sewers, pipes, conduits, cables, wires, manholes, tunnels, buildings, subways and other City-owned structures that pass through and are located within the excavations or that are adjacent to the Work to be constructed under the Contract during the construction and until the completion of the Work under the Contract.

5. You must notify and cooperate with the owners thereof in maintaining, removing, relocating, rearranging, or adjusting wherever necessary, all basements of buildings, subsidewalk vaults, tunnels, conduits, wires, poles, pipes, gas mains, cables, steam and street railway tracks and equipment or other appliances or structures located in any portion of the streets, public areas, highways and easements that are to be occupied or used during the construction of the Work specified under the Contract.

   a. Wherever in the performance of the Work specified under the Contract it becomes necessary to remove, replace, rearrange, adjust or repair City-owned sewers, catch basins, manholes, inlets, sewer connections and appurtenances by reason of the fact that the structures and appurtenances pass through or are located within the limits of the excavations as shown on the plans or ordered by the Commissioner, you must perform the Work necessary to remove, replace, relocate, rearrange, adjust or repair the structures and appurtenances. The cost of performing the Work must be included in the Contract price.

   b. Wherever in the performance of the work specified under the Contract it becomes necessary to support and maintain City-owned sewers, catch basins, manholes, inlets, sewer connections and appurtenances or wherever it becomes necessary as a result of your methods of construction during the Work under the Contract, to remove, replace, relocate, rearrange, adjust, or repair City-owned sewers, catch basins, manholes, inlets, sewer connections and appurtenances (other than those specified in the last preceding paragraph) you must perform the Work necessary to support, maintain, remove, replace, relocate, rearrange, adjust or repair the structures and appurtenances, and you must bear the cost of the Work without any additional compensation for it.

   c. It is the intention of the specifications that you include in the appropriate Contract Price or prices, all necessary cost and expense of supporting, maintaining, removing, replacing, relocating, rearranging, adjusting or repairing all City-owned appliances and structures (other than City-owned water mains, connection and appurtenances and City-owned electrical conduits, cables, vaults and appurtenances described in Section XVI.E.4.b), encountered in or affected by the Work, and that you must also include in the price or prices all necessary cost and expense of removing structures that have been or will be abandoned by their owners and that are necessary to be removed in order to construct work under the Contract, but you must not

include in the price or prices the cost or expense of supporting, maintaining, moving, replacing, relocating, rearranging, adjusting or repairing those appliances or structures that are not owned by the City and are not abandoned by their owners, except as may be otherwise specified below in this Section.

6. You must take all reasonable precautions for the protection of buildings, railroad tracks, street railway tracks and appurtenances, and other appliances and structures not owned by the City.

7. You must determine the methods to be employed, the procedure to be followed, the equipment, plant, falsework, shoring, bracing and other temporary structures and equipment to be used on the Work, subject to the requirements of the Contract and the approval of the Commissioner. Only adequate and safe procedures, methods, structures and equipment must be used.

8. You must provide drawings and calculations for all equipment, falsework, shoring, bracing and other temporary structures required for the Work, designed, signed and sealed by an Illinois licensed structural engineer. You must submit copies of all such drawings and calculations to the Commissioner for information only.

9. Field Check of Dimensions, Cutting and Patching. Where the Work connects to existing structures or appurtenances, you must take complete field measurements affecting all Work under this Contract and are solely responsible for the proper fit between the Work and existing structures or appurtenances. You must perform all cutting, patching, or fitting of Work that may be required to properly fit together the several parts of the Work and the existing structures or appurtenances.

10. Contractor's Layout of the Work. You are responsible for the correct lay-out and accurate fitting of all parts of the Work. You must furnish at your own expense all labor, materials and other expenses necessary for, or incidental to, the setting and maintaining of lines and grades (exclusive of the Work of establishing the original reference base line and bench marks that will be performed by the City). No separate payment to you for the cost of any of the Work specified in this Contract. The cost is included in the Contract unit or lump sum prices.

11. Salvage of Materials. If and whenever City- owned property such as valves, cast iron manholes, catch basin frames and covers, inlet boxes and grates, or any other appurtenance are to be removed and are not to be reused in the Work, you must securely store them at a suitable place on the job Site for possible use by the City (unless otherwise stipulated). You must take care to prevent damage in your handling of these appurtenances. You must deliver all items identified by the City for reuse to a location designated by the Commissioner and must legally dispose of the remaining items.

12. Wherever basements of buildings, subsidewalk vaults, tunnels, sewers, water, gas, telephone, telegraph, electric or other pipes, conduits, cables, wires, manholes, vaults, steam and street railway tracks or other similar structures and appliances not owned by the City are in or cross the excavations for structures to be built under this Contract, you must notify the owners of the structures and appliances to support, move, rearrange or abandon them, and cooperate with the owners of the structures and appliances in

preserving the service or services provided by the structures and appliances, except as may be otherwise specified or provided in the Contract. If you have complied with the above requirements and has been notified by the owners of the structures and appliances that any of them have been abandoned, or lacking such notice, if you have made all investigations and has found that any of the above structures or appliances have been abandoned by their owners and if the removal of any such abandoned structure or appliance is necessary in order to construct the Work, you must remove them at no additional cost to the City.

13. Wherever basements of buildings, subsidewalk vaults, tunnels, sewers, water, gas, telephone, telegraph, electric or other pipes, conduits, cables, wires, manholes, vaults, steam and street railway tracks or other similar structures and appliances are adjacent to, but do not cut through or cross the excavations for structures to be built under the Contract, you must perform the Work in such a manner as to not cause damage to the structures and appliances and not interrupt their use during the progress of the Work.
14. You must arrange to notify the owners of structures and appliances that are to be supported, maintained, removed, reconstructed, relocated, rearranged, adjusted or repaired by reason of the Work in ample time to permit them to do their work. The Commissioner may direct you to suspend your operations on that part of the Work that affects the structures and appliances until their owners have had time to perform the work.
15. You must conduct the Work so that no equipment, material or debris is placed upon private property unless you have first obtained the owner's written consent thereto and provided this written consent to the Commissioner. You must take such means as may be required to prevent the creation of a public nuisance on any part of the Work site or adjacent streets or property.
16. You must thoroughly clean all streets, pavements, sidewalks and parkways and all private property of all surface materials, earth and rubbish and restore them to as good condition as before the commencement of the Work. Where you have removed or killed sod, you must provide new live sod. Where the areas have been seeded, you must replace top soil equivalent to that removed, fertilize it, seed and roll it to the satisfaction of the owner of the land. You must replace all trees, shrubs and plants damaged in the proper season of the year with live, growing stock of the same kind and variety and of the size ordinarily used for planting purposes.

F. Precautions and Safety

1. You must take any precautions that may be necessary to render all portions of the Work secure in every respect, to decrease the liability of accidents from any cause and to avoid contingencies that are liable to delay the completion of the Work. You must furnish and install, subject to the approval of the Commissioner, all necessary facilities to provide safe means of access to all points where Work is being performed and make all necessary provisions to insure the safety of workers and of engineers and inspectors during the performance of the Work. You are required to conduct your Work so as not to unnecessarily obstruct the activities of other contractors who also may be engaged in work on this or any other project.

2. Although the Commissioner may observe the performance of the Work and reserves the right to give you opinions and suggestions about safety defects and deficiencies, the City is not responsible for any unsafe working conditions. The Commissioner's suggestions on safety, or lack of it, will in no way relieve you of your responsibility for safety on the Work site. You have sole responsibility for safety and the obligation to immediately notify the Commissioner of all accidents.
3. Precautions must be exercised at all times for protection of persons (including employees) and property. The safety provisions of applicable laws and building and construction codes must be observed.
4. You must provide completely equipped first aid kits readily accessible at all times on the Work site. You must designate an appropriately trained individual on each shift to be in charge of first aid.
5. You must provide at appropriate locations fire extinguishers or other fire protection equipment that comply in all respects with the Municipal Code and NFPA standards. You must maintain this equipment in proper operating condition at all times and must cause the equipment to be inspected by all appropriate agencies as required by law, but in no event less than monthly. You must comply with the Municipal Code requirements on the use of standpipes, hoses and other fire protection equipment.
6. Only such materials and equipment as are necessary for the construction of the Work under this Contract must be placed, stored or allowed to occupy any such space at the site of the Work. Not more than one day's supply of flammable liquids, including oil, gasoline, paint, or solvent is permitted to be kept on hand at any one time. If gasoline, flammable oils, other highly combustible materials or compressed gas cylinders are to be stored at the site, they must be stored in a secure manner, in compliance with all applicable laws, ordinances and regulations, and all storage places must be clearly marked. The written consent of the Commissioner is required for such storage. That consent in no way limits your liability for the materials.
7. You must prohibit all lighting of fires about the premises and all smoking in restricted areas where posted with "NO SMOKING" signs, and you must diligently enforce this prohibition. You must furnish and post "NO SMOKING" signs. You must not permit any debris or waste materials to be burned at the Work site.

G. Health, Safety and Sanitation

1. Clean-Up. During construction, you must keep the Work site and adjacent premises as free from material, debris and rubbish as practicable. Haul roads, streets and public areas must be swept daily. Before Final Completion and Acceptance of the Work, you must remove from the Work site and adjacent premises all machinery, equipment, surplus materials, falsework, excavated and useless materials, rubbish, temporary buildings, barricades and signs and must restore the site to the same general conditions that existed before the commencement of the Work. The cost of final clean-up is included in the unit prices for the various items, or included in the Contract lump sum price, as the case may be. You must clean off all cement streaks or drippings, paint smears or drippings, rust stains, oil, grease, dirt and any other foreign materials

deposited or accumulated on any portion of your Work, or existing facilities and structures, due to your performance of the Work.

2. Snow and Ice Removal. You must remove snow and ice that may impair progress of Work, be detrimental to workers, or impair trucking to and from points of delivery at the Work site.

3. Glass Breakage. You must replace all glass broken or damaged during construction at no additional cost to the City. You must promptly remove all broken glass from the Work site.

4. Noise and Vibration Control. All equipment, vehicles, and Work under this Contract must be conducted in accordance with the City Building Code, Chapter 11-4 of the Municipal Code, "Environmental Protection and Control," Article VII - *Noise and Vibration Control,* so as to cause a minimum of noise, vibration and inconvenience to the activities of the occupants of property and buildings in the vicinity of the Work. When the Commissioner, in his sole discretion, determines that your operations constitute a nuisance, you must immediately proceed to conduct your operations in a manner that abates the nuisance. You must provide all measures, including engine and exhaust mufflers, acoustic casing enclosures, maintaining equipment, or physical barriers along the edges of the construction zone, required to minimize noise and vibration. Noise and vibration levels may be monitored by the Commissioner.

5. Health and Safety. You must comply with the requirements of 29 C.F.R. part 1926 - Safety and Health Regulations for Construction, promulgated under the U.S. Occupational Safety and Health Act of 1970, as amended, 29 U.S.C. 651 *et seq*. (OSHA). Copies may be obtained from the Regional Administrator of the U.S. Department of Labor, Federal Office Building, 230 S. Dearborn, Chicago, Illinois.

   You must comply with the requirements of the Illinois Health and Safety Act, 820 ILCS 225/.01 et seq., and the rules and regulations promulgated under it by the Director of Labor for the State of Illinois, which are on file with the Illinois Secretary of State.

   Whenever a Federal OSHA Compliance Officer arrives at the work site, you must notify the Commissioner immediately. At the conclusion of the inspection, you must report any findings to the Commissioner. Copies of any citations issued and related documents must be submitted to the Commissioner.

   You must maintain the following records and make available to the Commissioner for review: (i) all records required by OSHA, including the accident log, Fed/OSHA #200, and posting of the prescribed OSHA poster; (ii) log of safety activities, accident investigation, employee instruction, training, tool-box meetings, and any other pertinent information; and (iii) Material Safety Data Sheets (MSDS) as required for each material you have used at the Work site.

6. You must enforce among your employees such regulations in regard to cleanliness and the disposal of garbage and wastes that are necessary for their health and tend to prevent the inception and spread of contagious and infectious disease among them. You must provide an ample supply of suitable, pure drinking water, and must take such means as the Commissioner may direct to effectively prevent the creation of a nuisance on any part of the Work site or adjacent streets or property. You must construct and

maintain necessary sanitary conveniences for the use of the laborers on the Work, properly secluded from public observation, in such manner and at such points as be approved, and their use must be strictly enforced. Whenever manholes have been used for sanitary proposes, they must be thoroughly flushed and cleaned when no longer needed.

The manner of disposing of waste must be such that all waste is disposed of without creating a public nuisance or health hazard and in accordance with Illinois Department of Public Health Circular No. 815, Educational Health Circular No. 4.001, and all Illinois Environmental Protection Agency rules and regulations.

You must also comply with all rules and regulations of the Federal and State governments and the City Department of Public Health.

H. Hazardous Operations and Security

1. During construction, all cutting or welding operations must be carried out with all precautions taken to prevent fires resulting from sparks or hot slag. Extreme care must be exercised to determine that sparks or embers do not fall into any combustible materials, even if such material is stored on lower floors. Sheet metal wind screens must be provided around the lead-melting furnaces whether the Work site is enclosed or not. Portable fire extinguishers must be provided at and below all locations where cutting or welding or melting operations are being performed or, if those operations are extensive, a hose from the stand pipe system or fire hydrant must be placed nearby. You must obtain special permission from the Commissioner of Water and pay all associated connection fees.
2. No welding, flame cutting, or other operations involving use of flame, arcs, or sparking devices, will be allowed without adequate protection. All combustible or flammable material must be removed from the immediate working area. If removal is impossible, flammable or combustible materials must be protected with fire blankets or suitable non-combustible shields to prevent sparks, flames or hot metal from reaching flammable or combustible materials. You must provide necessary personnel and equipment to control incipient fires resulting from welding, flame cutting, or other sources involving use of flame, arcs, or sparking devices.
3. You must immediately report any concentration of gas fumes, and you are responsible for clearing the area and notifying the Commissioner and the appropriate utility company. All operations in the area must be suspended until the source of the fumes has been located and corrected.
4. You must arrange for the installation of necessary fire protection lines and equipment as required by the Chicago Fire Department and as necessary to properly protect the Work site. Permanent fire protection facilities may be used for this purpose as soon as they are installed, tested and approved by the Commissioner for temporary use.
5. Salamander heaters or similar forms of uncontrolled heaters must not be used except with the special written permission of the Commissioner and City fire marshal and then only when each salamander is maintained under constant supervision.
6. Gasoline must be kept in and handled from approved safety cans.

7. All tarpaulins used for any purpose must be made of fire, water and weather-resistant materials.
8. You must furnish such watchmen as may be necessary to protect the public and those who are at or in the vicinity of the Work under this Contract, and to protect all materials, tools, machinery and equipment and all Work you have performed.
9. You must comply with all Federal and State and local occupational health and safety statutes, and any occupational health and safety standards promulgated thereunder; provide reasonable protection to the lives, health and safety of all persons employed under this Contract; furnish to all such persons a place of employment that is free from recognized hazards that are causing or are likely to cause death or serious physical harm; keep all persons employed under this Contract informed of your protections and obligations under the statutes; and provide all persons employed under this Contract with information regarding hazards in the workplace, including information about suitable precautions, relevant symptoms and emergency treatment. The Federal and State occupational health and safety statutes, and the rules and regulations promulgated thereunder, are considered part of this Contract as though fully set forth in this Contract.
10. You must provide safety instructions and training for all workers. You must conduct weekly craft safety meetings (tool-box type) of reasonable length as an effective means of communicating safety issues to workers. Reports containing tool box discussion topics must be signed-off by all attendees and must be submitted to the Commissioner.

I. Services and Use of Site

1. Work Area. After receipt of the Notice to Proceed, you must propose a suitable working area subject to approval by the Commissioner. You must secure the space at your own expense.
2. Temporary Services and Utilities. If specified in the Contract, you are responsible for arranging for and providing all general services and temporary facilities as specified in the Contract and as required for the proper and expeditious prosecution of the Work. You must pay all costs for those general services and temporary facilities. You must provide temporary connections for water, electricity and heat including installation, maintenance and removal of those facilities. You must pay the cost of all water, telephone, and electricity during the construction period.
    a. Water. You must provide temporary water connections as required for drinking and construction purposes. The Commissioner reserves the right to regulate the use of water and may impose restriction on the use if you are using water carelessly. You must provide water and facilities for obtaining water for sanitary purposes, drinking, mixing concrete and for all other purposes at your expense. You are not permitted to obtain the water from the mains of the Chicago water system, except as may be provided in the Contract. Except with special permission from the Commissioner and the Department of Water, you must not make connections for water to the City's fire hydrants.
    b. Light and Power. You must furnish the electricity and must furnish and install all wiring, electrical services, lighting units, insulated supports for wiring and all other electrical equipment together with all other incidental and collateral Work

necessary for the furnishing of the temporary power and lighting facilities for the Work to be done under this Contract, all at no additional cost to the City. Electrical Work must be performed by a licensed electrician.

c. Temporary Heating During Construction. You must provide temporary closures or enclosures for all exterior door, window, roof or other types of exterior openings as required to provide protection from the elements during construction. It is your responsibility to keep water in pipes from freezing and to maintain temporary heat in areas where Work is being performed at not less than 50° Fahrenheit. Finish Work includes, but is not limited to masonry, plastering painting, millwork and other temperature sensitive Work. The Heating period is from approximately October 1 to May 30 unless conditions warrant otherwise. You must furnish, install, operate and maintain all required temporary heating equipment, and must provide and pay all fuel costs.

3. Temporary Construction Facilities. Unless otherwise specified, you must provide and maintain the following temporary construction facilities throughout the construction period and remove them at the completion of the Work:

a. Field Offices. Unless otherwise specified in Book 3, you must provide a temporary building or mobile type field office of such size and containing such equipment as you deem necessary to conduct the operations. The field office must be provided with a telephone for your superintendent and a pay telephone for use by others during the entire period of construction. The telephone must be removed promptly upon Final Completion and Acceptance of the Work.

Unless otherwise specified in Book 3, you must supply a field office for the City's Superintendent consisting of a separate office facility. It must be of adequate size for efficient operations and be furnished with a desk, three chairs, 4-drawer file cabinet and a plan table. It must be equipped with electric lighting, heating, ventilating and cooling facilities. You must provide a separate telephone for City Superintendent's use.

You must also provide and maintain in clean condition for Superintendent’s use, including toilet facilities, having a water closet and laboratory fixture connected to sanitary sewer and water service. Temporary toilet facilities must be located in the City's Superintendent's trailer and comply with City and State regulations relating to health and sanitation. The toilet facility must be serviced twice weekly and kept stocked with toilet paper, soap, and paper towels.

b. Toilets. You must provide at least one portable chemical toilet for every 20 workers or fraction of that number at the Work site as soon as construction operations commence. Toilet facilities must be serviced, at a minimum, twice weekly, which includes draining tank and refilling and disinfecting the interior of each toilet unit, and keeping each unit stocked with toilet paper. Toilet facilities must be maintained during the term of the construction period and removed upon completion of the Work.

c. Stove heaters in temporary offices and sheds must be properly installed to protect combustible walls, floors and roof.

d. Storage of Materials. If it is necessary to store materials, they must be protected in such a manner as to insure the preservation of their quality and fitness for the work. All stored materials will be inspected at the time of use in the Work even though they may have been inspected and approved before being placed in storage. You may store materials in the areas provided as working areas by the Contract. If no areas are provided, or if the areas provided are insufficient, you must provide the space required at your expense. Upon completion of the Work, you must clean and restore the storage sites and working areas to their original condition at your expense.

   All materials and equipment must be received at the Work undamaged. The Commissioner has the right to reject any method of packing and shipping that, in the Commissioner's opinion, will not adequately protect the materials and equipment against damage while they are in transit or storage or that will damage existing structures.

e. Storage Sheds. You and each Subcontractor must provide suitable watertight storage sheds for your, or their own, use as needed. You and each Subcontractor are responsible for and must pay for any electric services to your or their storage sheds. However, the electrical Work must be performed by a licensed electrical Subcontractor. You are responsible for materials stored in the open; they must be arranged in an orderly manner and properly protected against the elements and damage.

4. Working Space. You must provide working space for your own use and for each of your Subcontractors. It must provide sufficient space for benches, tools, material storage and for such other purposes as may be required to properly perform and expedite the Work. Allocation of such Work areas is subject to approval by the Commissioner. You must maintain all Work areas in a clean and orderly condition and take whatever precautions as may be necessary adjacent to the new Work. You must clean, repair or replace any damage to Work site due to improper protection at no additional cost to the City.

5. Equipment and Falsework: You must determine the methods to be employed, the procedures to be followed, the equipment, plant, falsework, shoring, bracing, and other temporary structures and equipment to be used on the Work, subject to the requirements of the Contract. Only adequate and safe procedures, methods, structures, and equipment must be used. You must furnish and maintain and are solely responsible for all equipment such as temporary ladders, ramps, runways, hoists, scaffolding, and similar items required for proper execution of Work. All such apparatus, equipment and construction must meet the requirements of Federal, State and local laws concerning the safety and protection of employees. No hoist, scaffolding or other equipment must be erected at such location as will interfere with general construction or progress of other trades. Hoists, scaffolding or other equipment must be located at sufficient distance from exterior walls to prevent staining or marring of any permanent Work. All suspended scaffolding and staging must be lowered to ground level at the end of each work day.

6. Project Signs. You must erect and maintain signs identifying the Project and indicating City, and to the extent applicable, State and Federal participation. Work under this item includes constructing and erecting project signs of the size and material specified in the Contract drawings. These signs must be erected in locations approved by the

Commissioner and must be maintained throughout the term of this Contract. You are responsible for the immediate removal of graffiti. If you are notified of graffiti, you must remove such within 24 hours. The signs must not be removed until you receive such notice from the Commissioner. No separate payment will be made for furnishing, erecting and maintaining the project signs; it is incidental to the Contract.

J. Reports and Plans

1. Daily Progress Reports. You and all Subcontractors must prepare and submit to the Commissioner daily progress reports on the various parts of the Work. The report must include the number of workers and the classification of the trades involved, equipment used and any pertinent information regarding possible delays in the Work.
2. Procedures, Methods and Equipment. You will determine the methods to be employed, the procedure to be followed, the equipment, plant, falsework, shoring, bracing and other temporary structures and equipment to be used on the Work, subject to the requirements of the Contract. Only adequate and safe procedures, methods, structures and equipment must be used. Any approval, constructive or otherwise, by the Commissioner of such methods, procedures and equipment in no way relieves you of any of your obligations under this Contract.

XVII. STANDARD SPECIFICATIONS

A. Concreting in Freezing Weather

You must provide protection of Portland Cement Concrete from cold weather in accordance with Articles 1020.13(c) and/or 1020.13(e) of the Standard Specifications. The cost of all protection of the concrete from cold weather as may be required and as specified in the those specifications must be included in the contract unit prices for Class “SI” concrete other appropriate items of the contract and no additional payment will be made therefore.

B. Protection of Railroad Traffic and Property

The following supplements the Standard Specifications and any Supplemental Specifications in effect; and in case of conflict with any part of parts of the Standard or Supplemental Specifications, this supplement takes precedence and governs. Add the following to Article 107.12., "Protection of Railroad Traffic and Property":

Whenever such Work, in the opinion of the Railroad Engineer, or his duly constituted and authorized representative, may affect the safety of trains and the continuity of the Railroad's operations, the method of doing such Work must first be submitted to the Railroad Engineer for approval, which will not be unreasonably withheld or delayed, and without which the Work must not be commenced or prosecuted.

The approval of the Railroad Engineer is not to be considered as a release from responsibility or liability for any damage that the Railroad may suffer, or for which it may be held liable by the acts of you, your Subcontractors, or your or their employees.

You are cautioned that when you are working over and/or near railroad property, you must provide adequate protection to safeguard the railroad property. You must also notify all railroad companies affected by the construction 10 days before starting any work that involves working on or over railroad property and must receive permission from the companies before entering onto railroad property.

XVIII. ENVIRONMENTAL REQUIREMENTS

A. Compliance with Environmental Laws

1. You must comply with all Environmental Laws including those listed in the Economic Disclosure Statement and Affidavit (EDS), which you must execute and have notarized, and any analogous future local, State or Federal ordinance or statute, rule and regulation promulgated under or under the foregoing, and any other present or future law, ordinance, rule, regulation, permit or permit condition, order, or directive which regulates, relates to, imposes liability for or establishes standards of conduct concerning any Hazardous Materials that may be set forth by the Federal government, any state or any political subdivision thereof, or any agency, court or body of the Federal government, any state or any political subdivision thereof exercising executive, legislative, judicial, regulatory or administrative functions.
2. If you are required under any Environmental Laws to file any notice or report of a release or threatened release of Hazardous Materials or Special Wastes on, under, or about any premises you use to perform the Work required under this Contract, you must provide a copy of the report or notice to the City. In the event of a release or threatened release of Hazardous Materials or special waste into the environment, or in the event of any claim, demand, action or notice is made against you regarding your failure or alleged failure to comply with any Environmental Law, you must notify the City pursuant to Section XVIII.C, “Disposal of Waste Materials, Construction Debris, Soils and Waste,” below.
3. If you fail to comply with any Environmental Law, the City may terminate this Contract in accordance with the default provisions of this Contract and may adversely affect your eligibility for future contract awards.

B. Environmental Permits

1. You must show evidence of, and keep current throughout the term of this Contract, all waste hauling, special waste hauling, disposal permits and insurance certificates required by Federal, State, City or other local governmental body or agency pursuant to any Environmental Law.
2. When requested by the Chief Procurement Officer, you must submit copies of all hauling permits required by any Environmental Law. Copies of all permits and insurance certificates that require periodic renewal must be forwarded to the Chief Procurement Officer throughout the duration of this Contract. Noncompliance with this requirement may be cause for rejection of the bid and/or termination of this Contract and declaring you non-responsible in future bids.

3. Environmental Records and Reports. You are required to prepare and maintain proper, accurate and complete records of accounts of all transactions related to the performance of this Contract, including:

    a. Vehicle maintenance records;

    b. Safety and accident reports;

    c. IEPA or OSHA manifests;

    d. Disposal records, including disposal site used, date, truck number and disposal weight, bills of lading, manifests, or other confirmatory receipts signed by a representative of accepting facility for each load of material; and

    e. Permit documentation and all other documentation and transactions pertaining to all Environmental Laws.

C. Disposal of Materials, Construction Debris, Soil and Waste

1. You are responsible for the proper disposal of all materials, construction debris, soil and other waste. Hauling and disposal by a Subcontractor does not relieve you from responsibility for proper disposal. Disposal of all materials, construction debris, soil, and other wastes must be at a disposal site that is properly licensed and permitted to accept the particular materials, construction debris, soil and other wastes delivered to it in accordance with all Environmental Laws. You must identify the disposal site(s) or transfer station(s) to which you have contractual access and for which proper, sanitary landfill permits and/or licenses have been obtained.

2. You must provide the Commissioner or his designated representative with copies of all load tickets, manifests, bills of lading, scale tickets and other pertinent documents. When requested by the Chief Procurement Officer, you must provide copies of all permits and/or licenses for the proposed transfer station and/or landfill. If the transfer station and/or landfill you propose to use does not possess the necessary permits and/or licenses to accept the materials, construction debris, soil or other wastes, you must replace the transfer station and/or landfill submitted as part of their bid proposal at no additional cost to the City. If you dispose of materials, construction debris, soil or other wastes at a site that is not properly permitted, you will be responsible for all costs associated with the removal of the waste to a properly licensed/permitted landfill or disposal site.

3. You must notify the Commissioner, within 24 hours, of receipt of any environmental complaints, fines, citations, violations or notices of violation ("Environmental Claim") by any governmental body or regulatory agency against you by any third party relating to the loading, hauling or disposal of materials, construction debris, soil or other wastes. You must provide evidence to the Commissioner that any such Environmental Claim has been addressed to the satisfaction of its issuer or initiator.

4. You must notify the City of any community meetings, media involvement or media coverage related to the loading, hauling or disposal of materials, construction debris, soil and other wastes under this Contract in which you are asked to participate.

5. You must verify, in writing, whenever requested by the Commissioner, that all materials, construction debris, and other waste you accept from the City have been disposed of in compliance with all Environmental Laws.
6. The form for identifying your debris disposal/handling site(s) and acknowledging terms and conditions relating thereto which you have executed and attached to this Contract is incorporated by reference (the "Form"). In addition to the representations and requirements contained in the Form, you acknowledge that unless otherwise authorized in writing by the Commissioner of Environment, you must not continue to use a disposal/handling site identified in the Form that (i) has been cited as being in violation of any environmental law or regulation or of any City ordinance; or (ii) does not have a necessary permit. If only one site was identified in the Form, you must arrange for a substitute disposal/handling site that meets the requirements specified in the Form and provide a revised Form to the Commissioner of Environment. You further acknowledge that any such substitution is at no additional cost to the City, regardless of the reason necessitating such substitution.

D. Equipment and Environmental Control During Transport

You must haul materials, construction debris, soil and other wastes in vehicles and/or containers complying with all applicable Environmental Laws. All equipment used to transfer materials, construction debris, soil and other wastes must be designed to prevent spillage during the hauling operation. Your equipment must fully comply with all City, State and Federal Regulations, laws and ordinances pertaining to size, load weight, safety and any Environmental Law.

E. Environmental Control

In performing the Work, you must become thoroughly familiar with all Federal, State, and local statutes, ordinances, and directives with respect to the elimination of excessive noise and pollution of air, water, and soil due to construction and other operations. Attention must be given to reduce the noise of heavy construction equipment and to the control of dust, smoke, and fumes from construction equipment and other operations on the Work site, and the dirt and noise created by heavy truck operations over City streets in accordance with ordinances of the City and orders of the Commissioner. The discharge of Hazardous Materials into waterways and City sewers is not permitted.

F. Open Dumping Prohibited

The removal of all recyclable material and garbage, refuse or other waste material, including broken concrete, bricks, rock, paving asphalt and incidental debris generated from all construction or demolition activities performed under this Contract, must be transported to a facility that is zoned and permitted to accept the material under Chapter 11-4 of the Municipal Code and all applicable local, State, and Federal regulations.

You must retain bills of lading, manifests, or other confirmatory receipts signed by a representative of accepting facility for each load of material and make them available to the City upon request

G. Environmental Protection

You must comply with, and must cause your Subcontractors to comply with, all Federal environmental and resource conservation laws and regulations, whether existing or promulgated later, as they apply to this Contract. You must include these provisions in all subcontracts. Some, but not all, of the major Federal laws that may affect this Contract include the National Environmental Policy Act of 1969, as amended, 42 USC §§ 4321 *et seq.*; the Clean Air Act, as amended, 42 USC §§ 7401 *et seq.* and scattered sections of 29 USC; the Clean Water Act, as amended, scattered sections of 33 USC and 12 USC; the Resource Conservation and Recovery Act, as amended, 42 USC §§ 6901 *et seq.;* and the Comprehensive Environmental Response, Compensation, and Liability Act, as amended, 42 USC §§ 9601 *et seq.*. You and your Subcontractors must also comply with Executive Order No. 12898, "Federal Actions to Address Environmental Justice in Minority Populations and Low-Income Populations," 59 Fed. Reg. 7629, Feb. 16, 1994; U.S. DOT statutory requirements on environmental matters at 49 USC § 5324(b); Council on Environmental Quality regulations on compliance with the National Environmental Policy Act of 1969, as amended, 40 CFR Part 1500 *et seq.*; and U.S. DOT regulations, "Environmental Impact and Related Procedures," 23 CFR Part 771 and 49 CFR Part 622.

1. Air Quality. You must comply with all applicable standards, orders, or regulations issued pursuant to the Clean Air Act, as amended, 42 USC §§ 7401 *et seq.* Specifically, you must comply with applicable requirements of U.S. EPA regulations, "Conformity to State of Federal Implementation Plans of Transportation Plans, Programs, and Projects Developed, Funded or Approved Under Title 23 USC or the Federal Transit Act," 40 CFR Part 51, Subpart T; and "Determining Conformity of Federal Actions to State or Federal Implementation Plans," 40 CFR Part 93; and National Emission Standards for Hazardous Air Pollutants (NESHAP), 40 CFR § 61.145. You further must report and require each Subcontractor at any tier to report any violation of these requirements resulting from any Contract implementation activity to the City and the appropriate U.S. EPA Regional Office.
2. Clean Water. You must comply with all applicable standards, orders, or regulations issued pursuant to the Federal Water Pollution Control Act, as amended, 33 USC §§ 1251 *et seq.* You further must report and require each Subcontractor at any tier to report any violation of these requirements resulting from any Contract implementation activity to the City and the appropriate U.S. EPA Regional Office.
3. List of Violating Facilities. You acknowledge that any facility to be used in the performance of the Contract or to benefit from the Contract must not be listed on the U.S. EPA List of Violating Facilities ("List"), and you must promptly notify the City if you receive any communication from the U.S. EPA that such a facility is under consideration for inclusion on the List.
4. Preference for Recycled Products. To the extent practicable and economically feasible and to the extent that it does not reduce or impair the quality of the Work, you must use recycled products in performance of the Contract pursuant to U.S. Environment Protection Agency (U.S. EPA) guidelines at 40 CFR Parts 247-253, which implement section 6002 of the Resource Conservation and Recovery Act, as amended, 42 USC § 6962.

H. Clean Diesel Fleet (Section 2-92-595 of the Chicago Municipal Code)

1. If this Contract is for construction, demolition, restoration, repair, renovation, environmental remediation, or environmental abatement of any building, structure, tunnel, excavation, roadway, bridge, transit station, or parcel of land and the estimated value of this Contract is $2,000,000 or more:

2. The Contractor must comply with the Clean Diesel Contracting Ordinance, Section 2-92-595 of the Municipal Code of Chicago.
3. The Contractor and any Subcontractor(s) must utilize Ultra Low Sulfur Diesel Fuel (ULSD) for any heavy-duty diesel-powered vehicle, non-road vehicle or non-road equipment used in the performance of the Contract.

4. The Contractor and any Subcontractor(s) must minimize idling of motor vehicles and non-road vehicles used in the performance of the Contract during periods of inactivity, and must comply with the anti-idling requirements imposed by any applicable federal, state, or local law.

5. The Contractor and any Subcontractor(s) may not use any of the following vehicles and equipment in the performance of the contract:

   a. any heavy-duty diesel vehicle not meeting or exceeding the US EPA's emission standards for heavy-duty diesel vehicles for the 1998 engine model year, unless such vehicle is fitted with a verified diesel emission control retrofit device; or

   b. any non-road vehicle or non-road equipment not meeting or exceeding the US EPA's Tier 1 Non-Road Diesel Standards, unless such vehicle or equipment is fitted with a verified diesel emission retrofit device.

6. Any heavy-duty diesel vehicles, non-road vehicles, and non-road equipment used in the performance of this Contract must incorporate such engine or retrofit technology so that the Contractor, through such engine or retrofit technology used directly by the Contractor and all subcontractors, shall have a minimum of 2.1 clean fleet score per a reporting period, as calculated by using the methodology described in MCC subsection 2-92-595(c)(5). Contractor may exclude from the calculation of the clean fleet score all of the heavy-duty diesel vehicles, non-road vehicles, and non-road equipment used in the performance of the contract during a reporting period that are owned or leased by any firm that the CPO has granted a clean fleet score annual waiver certificate pursuant to MCC subsection 2-92-595(f).

7. The City may conduct an audit of the Contractor or inspect any vehicle or equipment used in the performance of the Contract to ensure compliance with the requirements specified above. In the event that Contractor or any Subcontractor fails to utilize ULSD or fails to minimize idling or comply with anti-idling requirements, Contractor will be subject to liquidated damages of $5,000 per day for each violation and each day of noncompliance will be a separate violation; provided, however, the damages will not exceed $50,000 for any one vehicle or piece of equipment, as specified in Section 2-92-595(e) of the Municipal Code of Chicago. Such liquidated damages are imposed not as a penalty but as an estimate of the damages that the City will sustain from delay in completion of the project and inspection and inspection and other enforcement costs, as well as the resultant damages to the public health of its citizens, which damages by their nature are not capable of precise proof. The City is authorized to withhold and deduct from monies otherwise payable to the contractor the amount of liquidated damages due to the City.

8. Contractor understands that pursuant to Section 2-92-595(e)(6) of the Municipal Code of Chicago, any person knowingly making a false statement of material fact to any City department with respect to compliance with the contract provisions specified in Section 2-92-595(e) of the Municipal Code of Chicago may be fined not less than $1,000 or more than $5,000 for each statement.

XIX. INSURANCE, INDEMNITY AND BONDS

A. Indemnity

1. You must protect, defend, indemnify, and hold the City, its officers, officials, representatives, and employees (collectively the “Indemnitees"), harmless from and against any and all claims, damages, demands, injury or death, in consequence of granting this Contract or arising out of or being in any way connected with your performance under this Contract except for matters shown by final judgment to have been caused by or attributable to the negligence of Indemnitees. This indemnification obligation is effective to the maximum extent permitted by applicable law. This indemnity extends to all legal costs, including attorney fees, costs, liens, judgments, settlements, penalties, professional fees, and other expenses incurred by the City, including fines and penalties imposed by public bodies, and the reasonable settlement of such claims. This indemnification obligation is not limited by any amount of insurance required under this Contract. Further, the indemnification obligation contained in this section will survive the expiration or termination of this Contract.

2. You will be solely responsible for the defense of any and all claims, demands, or suits against Indemnitees, including claims by your employees, subcontractors, agents, or servants even though the claimant may allege that the Indemnitees were in charge of the Work or alleged negligence on the part of Indemnitees. The City will have the right, at its sole option, to participate in the defense of any such suit, without relieving you of your obligations under this section.

3. "Injury" or "damage" as these words are used in this section will be construed to include injury or damage consequent upon the failure of or use or misuse by you, your

Subcontractors, agents, servants, or employees, of any scaffolding, hoist cranes, stays, ladders, supports, rigging, blocking or any and all other kinds of items of equipment, whether or not they are owned, furnished, or loaned by the Indemnitees.

4. You will promptly provide, or cause to be provided, to the Commissioner and City Corporation Counsel copies of all notices that you may receive of any claims, actions, or suits that may be given or filed in connection with your performance or the performance of any Subcontractor and for which the Indemnitees are entitled to indemnification under this Contract and to give the Indemnitees authority, information and assistance for the defense of any claim or action.

B. Contribution

To the extent permissible by law, you waive any limits on your liability that you would otherwise have by virtue of the Worker's Compensation Act or any other related law or judicial decision (such as *Kotecki v. Cyclops Welding Corporation,* 146 Ill. 2d 155 (1991)). The City, however, does not waive any limitations it may have on its liability under the Worker's Compensation Act, the Illinois Pension Code or any other statute.

C. Admiralty

In addition, you waive the right to receive the benefits of or to invoke the protection afforded by all maritime statutory limitations of liability, including the Limitation of Vessel Owner's Liability Act, 48 U.S.C. § 183 *et seq.*, that could act to diminish your liability for any harm or damage arising from your performance of your obligations under the Contract in any manner or for all claims or other costs arising from or occasioned by your operations on any waterways, including Lake Michigan and the Chicago River. This provision is not intended to avoid or waive Federal jurisdiction under the applicable admiralty laws. This waiver extends only to the Indemnitees, and not to third parties seeking recovery for claims solely against you.

Without limiting your waiver, you specifically consent to pay all sums in respect of any claims against the Indemnitees and other costs suffered by the Indemnitees arising from or occasioned by your operations in or on waterways, including the following:

a. Loss or damage to any other ship, vessel or boat caused proximately or otherwise by your vessel, or loss of the cargo or the other ship, vessel or boat;

b. Loss of life or personal injury, or for any cost of life salvage;

c. Loss or damage to any harbor, dock, building, graving or otherwise, slipway, pontoon, pier, quay, tunnel, jetty, stage, buoy, cables of any kind, or other fixed or movable object or property whatsoever;

d. The cost of the removal, raising or destruction of the wreck of any vessel you employ in performing your obligations under the Contract;

e. If a vessel is disabled or otherwise, the cost of towage or other salvage of any vessel you employ in performing your obligations under the Contract;

f. Loss or damage to the bottom, banks, or shoreline of the waterway.

D. Performance and Payment Bonds

You must, before award of the Contract, deliver to the Chief Procurement Officer a performance and payment bond in the amount set forth in Book 2. Any performance bond that you provide must comply with the provisions of 30 ILCS 550/1 *et.seq.*, as amended, and of § 2-92-030 of the Municipal Code, as amended. It must also be in the form of the performance and payment bond form included in Book 2. The surety or sureties issuing the bond must be acceptable to the Comptroller and must have a Best's Key Rating Guide of "B+," Class XI or greater and be listed in the most recently published "Listing of Approved Sureties" of the U.S. Department of the Treasury Circular 570, with underwriting limitations in excess of the Contract Price. The bond must cover the warranty period required by the Contract.

In case of your neglect, failure, or refusal to provide satisfactory sureties when so directed within 10 days after such notification, pursuant to § 2-92-040 of the Municipal Code the Chief Procurement Officer may declare this Contract forfeit, but such forfeiture will not release you or your surety or sureties from any liability that may have accrued before the date of the forfeiture.

If at any time the surety or sureties, or any one of them, upon the bond become insolvent, or are, in the sole opinion of the Chief Procurement Officer, unsatisfactory, or unable to respond to damages in case of liability on such bond, the Chief Procurement Officer will notify you and direct that you furnish a bond issued by a satisfactory surety or sureties forthwith.

E. Insurance

You must procure and maintain at all times, at your own expense, through the completion of the warranty period, the types of insurance specified in Book 2 of the Contract, with insurance companies authorized to do business in the State of Illinois, covering all operations under this Contract, whether performed by you or by Subcontractors. Upon written request by the Commissioner, you must allow the Commissioner to review and copy any original insurance policies you are obligated to maintain under this policy.

You waive any and every claim or right of recovery from the City for all injuries and losses arising under this Contract or in any way related to the Work, including any claim for loss of or damage to the Work or to the contents of it, which injury, loss or damage is covered or is required to be covered by valid and collectible insurance policies, to the extent that such injury, loss or damage is recoverable under the insurance policies. As this waiver will preclude the assignment of any claim by subrogation (or otherwise) to an insurance company (or any other person), you must give each insurance company that has issued, or in the future may issue, your policies of insurance, written notice of the terms of this waiver, and to have the insurance policies properly endorsed, if necessary, to prevent the invalidation of insurance coverage by reason of the waiver. You must require each Subcontractor to include similar waivers of subrogation in favor of the City.

The City reserves the right to change, modify or delete insurance requirements set forth in the Contract, including the right to request that you provide additional types of insurance.

XX. CLAIMS AND DISPUTES

A. General

Compliance with the provisions in this Article XX is a precondition to seeking judicial review of an adverse decision of the Chief Procurement Officer. **You must not withhold performance of and must prosecute any Work required by the Commissioner while your claim, including judicial resolution, if any, is pending. You must prosecute all of your Work including any disputed Work with the same diligence and effort as if no dispute existed.** Neither the Chief Procurement Officer's determination (*see* Section XX.C.3 below), nor the continued performance by either party, constitutes an admission as to any factual and/or legal position in connection with the dispute or a waiver of any rights under the Contract.

B. Claims

1. This provision applies to all claims under this Contract, including those for time, money, or both.
2. Procedures. Within 14 days after a basis for claim arises, you must submit your claim in writing to the City's resident engineer or its project manager ("Commissioner's Representative). This written claim to the Commissioner's Representative will constitute "notice" to the City for purposes of determining initial timeliness of the claim; oral notice is insufficient. If you and the Commissioner's Representative are unable promptly (depending upon the complexity of the matter) to resolve the claim, you must forward your claim in writing to the Commissioner together with the documents listed in (a) through (d) below (collectively, "your documents"). You must include:
    a. A general statement of the basis for the claim,
    b. Reference to the applicable Contract provisions,
    c. All records that support the claim, and
    d. All documents that relate to it, such as correspondence, and that are reasonably necessary for the Commissioner's understanding to resolve the claim.

    It is your responsibility to furnish your documents to the Commissioner at the time you forward the claim to him, as, with or without the supporting documentation, the Commissioner has 30 days to respond in writing to you after he has received the claim. Incomplete information may result in an adverse response. The response may be in the form of a contract modification.

    If within the 30 days the Commissioner neither responds nor forwards the claim to the Chief Procurement Officer in lieu of responding, the claim will be considered denied, unless you and the Commissioner have agreed to extend the time for him to complete his response. The Commissioner may, at his sole option, forgo the opportunity to respond directly to your claim by referring it with all your documentation and a Request for Resolution of Dispute to the Chief Procurement Officer and supplying such additional documentation as the Chief Procurement Officer may require of him.

C. Disputes

1. Invoking Dispute Resolution Procedures. If you dispute the Commissioner's resolution or denial of your claim, or if your claim is deemed denied, you have 10 days to forward your claim and your documentation to the Chief Procurement Officer indicating to him that you are requesting resolution of a dispute and showing that you have complied with the preceding claims procedures. Your 10-day period to invoke dispute resolution by the Chief Procurement Officer is counted from the date the Commissioner's written resolution was sent to you, or, if he has not responded or forwarded the claim, from the date on which the time for the Commissioner's response lapsed.
2. Waiver. If you fail to file a Request for Resolution of Dispute with the Chief Procurement Officer within the 10-day period you will have waived your claim, the right to make the claim later, and the right to dispute its resolution or denial.
3. Dispute Procedures. Once the dispute resolution procedures are invoked, the Chief Procurement Officer will proceed to a final and binding decision under such rules and regulations as he from time to time promulgates. A copy of those rules and/or regulations is available through the Department of Procurement Services. The Chief Procurement Officer's decision will be implemented through a Contract Modification, if required, that will be made a part of the Contract with your signature or without it should you refuse to sign the Contract Modification. If either you or the Commissioner disagree(s) with the decision of the Chief Procurement Officer, the exclusive remedy is judicial review by a common law *writ of certiorari*. Unless such review is sought within 35 days of receipt of the Chief Procurement Officer's decision, all rights to seek judicial review are waived.

XXI. EVENTS OF DEFAULT AND TERMINATION

A. Chief Procurement Officer's Right

1. The Chief Procurement Officer may, at his sole discretion, exercise the right to send you notice under Sections XXI.C.1 or XXI.C.2. Whether to declare you in default is within the sole discretion of the Chief Procurement Officer and neither that decision nor the factual basis for it is subject to review or challenge under Article XI, "Claims and Disputes."
2. If the Chief Procurement Officer terminates this Contract under the provisions of Section XXI.C.1 or XXI.C.2, the Commissioner may use the material and equipment, whether owned or leased, that is within the scope of the Work or necessary for completion of the Work paid for by the City (whether located on or off the Work site), to complete the Work and you will receive no further payment until the Work is completed. If, however, the cost of completion exceeds the unpaid balance of the Contract, you must pay the difference to the City immediately upon demand.

B. Events of Default

Your failure to perform any of your obligations under the Contract, including one or more of the following, is an event of default:

1. Failure to begin the Work at the time specified;
2. Failure to perform the Work with sufficient workers and equipment or with sufficient materials to insure the completion of Work or any part of the Work within the time specified by the Contract;
3. Failure to perform the Work in accordance with the Contract;
4. Failure to promptly remove materials, repair, or replace Work that was or were rejected as defective or unsuitable;
5. Unauthorized discontinuation of the Work;
6. Insolvency, bankruptcy or assignment for the benefit of creditors that impairs your ability to pay Subcontractors or perform the Work;
7. Failure to pay Subcontractors or material suppliers;
8. Failure to carry on the Work in a manner acceptable to the Commissioner;
9. Failure to observe Federal, State, or local laws or regulations governing safety and security requirements, including all environmental requirements;
10. Failure to comply with any other term of this Contract that states an event of default or failure to comply with any term of this Contract in any material respect; and
11. Failure to identify disposal site(s) for materials, construction debris, soil and other wastes or to submit such information when requested by the Chief Procurement Officer.
12. Failure to notify City of change in information submitted in Contractor's original Economic Disclosure Statement ("EDS") and to submit a new EDS;
13. Default under any other City contract;
14. Violation of any City ordinance, even if unrelated to contract performance.

C. Remedies

If an event of default occurs, the Chief Procurement Officer, at his sole discretion, may send you notice of his intent to exercise remedies pursuant to the following:

1. Opportunity to Cure: The Chief Procurement Officer may provide you the opportunity to cure the default. If he does so, you must cure the default within 10 days after notice from the Chief Procurement Officer is given. If the Chief Procurement Officer receives written notification from the Commissioner that you have not cured the default within the 10-day cure period, the Chief Procurement Officer may at any time after that terminate the Contract, in which event the termination of the Contract is final and effective.
2. Termination: The Chief Procurement Officer may terminate the Contract. Written notification of the default and termination of the Contract will be provided to you and the bond company by the Chief Procurement Officer. The Chief Procurement Officer's decision and declaration of termination is final and effective.
3. In addition to the foregoing, upon an event of default as defined in Section XXI.B, "Events of Default," the City may invoke any or all of the following remedies:

a. The right of set-off against any payments due or to become due to you and against any retainage;

b. The right to take over and complete the Work, or any part of it, either directly or through others. The City may use your Subcontractors, materials and equipment to complete the Work. If the City notifies you that it is invoking this remedy, all rights you may have in or under your subcontracts are assigned to the City, subject to the City's right to take assignment of all or only selected subcontracts, at the City's discretion. The sole obligation accepted by the City under such subcontracts is to pay for Work satisfactorily performed after the date of the assignment. In the event a conditional assignment has not been executed, you must execute, or cause to be executed, any assignment, agreement, or other document that may be necessary, in the sole opinion of the Corporation Counsel, to evidence or effect compliance with this provision. You must promptly deliver such documents upon the City's request. In the case of any subcontract so assigned and accepted by the City, you remain liable to the Subcontractors for any payment already invoiced to and paid by the City, and for any claim, suit, or cause of action based on or resulting from any error, omission, negligence, fraud, willful or intentionally tortious conduct, or any other act or omission, or breach of Contract, by you, your officers, employees, agents, and other Subcontractors, arising before the date of assignment to the City, when such claim, suit, or cause of action has not been discharged, disposed of, or otherwise resolved as of that date. You must notify your Subcontractors of these requirements;

c. In the event of termination, all costs and changes incurred by the City, together with the cost of completing the Work, are deducted from any moneys due or that may become due to you. When the expense incurred by the City exceeds the sum that would have been payable under the Contract, you and the surety are liable and must pay to the City the amount of the excess;

d. The right to terminate the Contract as to any or all of the Work yet to be performed;

e. The right of specific performance, an injunction, or any other appropriate equitable remedy, as may be applicable;

f. The right to money damages, including all expert witness or other consultant fees, court costs, and attorneys' fees that the City may incur in connection with any claim, suit, or action based upon, related to, or arising from, directly or indirectly, an event of default under this Contract;

g. The right to withhold all or any part of your compensation;

h. The right to terminate any or all of any other contracts that you may have with the City; and

i. The right to deem you non-responsible in future contracts to be awarded by the City.

D. Nonexclusivity of Remedies

The remedies under the terms of this Contract are not intended to be exclusive of any other remedies provided, but each and every such remedy is cumulative and is in addition to any other remedies, existing now or hereafter, at law, or in equity. No delay or omission to exercise any right or power accruing upon any event of default impairs any such right or power, nor constitutes a waiver of any event of default or acquiescence in it, and every such right and power may be exercised from time to time and as often as may be deemed expedient.

E. Adjudication of Termination

If the Contract is terminated by the City for cause and it is subsequently determined by a court of competent jurisdiction that the termination was without cause, the termination will thereupon be deemed under Section XXI.F, “Early Termination,” and the provisions of Section XXI.F, “Early Termination,” apply.

F. Early Termination

1. The City, through the Chief Procurement Officer, may terminate your Work by written notice stating the effective date of the termination. Immediately upon receipt of the notice, you must provide similar written notice to the affected Subcontractor(s), whereupon you and Subcontractor(s) must, except for services necessary for the orderly termination of the Work.
    a. Stop all Work and place no further order or subcontracts for materials, services, equipment or supplies;
    b. Assign to the City, in the manner and to the extent directed, all of your rights under Work orders, purchase orders and subcontracts relating to the portion of the Work that has been completed;
    c. Terminate Work orders, purchase orders and subcontracts outstanding to the extent that they relate to the Work and are not assigned to the City;
    d. Take any action necessary to protect property in your possession in which the City has or may acquire an interest; and
    e. Take any other action toward termination of the Work that the City may direct.
2. If all or a portion of your Work is terminated under this Section, “Early Termination,” you are entitled to payment of those costs relating to the completed portion of the Work. No payment will be made for Work not actually performed. Deductions will be made by the City for any amounts previously paid to you and for any amounts that may be due the City, or that the City may offset or withhold by the terms of this Contract. Thus, the City will pay you, subject to the limitations set forth in this Contract, the sum of the following costs:
    a. That portion of the Contract Price related to the Work you completed immediately before notice of termination less the payments for progress or changes previously made; and

b. Expenses incurred for which you are liable as the result of your termination of respective Work orders, purchase orders or subcontracts related to the notice of termination. The total amount of all payments to you must not, in any event, exceed the proportion that the Work actually performed (including materials delivered to the Project site minus credits for returned goods or canceled orders) at the date of termination bears to the entire Work to be performed under this Contract. Any payment to you under this subsection will be made in accordance with the provisions of Article XII, "Payments."

3. After receipt of a notice of termination under this Section XXI.F, "Early Terminations," you must submit to the Commissioner your final invoice in the form required, with supporting documentation. The Commissioner may require certified payrolls, receipts and other proof of expenditures. The final invoice must be submitted promptly, but in no event more than 60 days after the effective date of termination. Failure to submit the final invoice within 60 days after the effective date of termination constitutes a waiver of the final invoice.

G. Non-Appropriation

If no funds or insufficient funds are appropriated and budgeted in any fiscal period of the City for payments to be made under this Contract, then the City will notify you of that occurrence and this Contract will terminate on the earlier of the last day of the fiscal period for which sufficient appropriation was made or whenever the funds appropriated for payment under this Contract are exhausted. No payments will be made to you under this Contract beyond those amounts appropriated and budgeted by the City to fund payments under it.

XXII. COMPLIANCE WITH ALL LAWS

A. Contractor Must Comply with All Laws

Contractor must observe and comply with all Applicable Laws, in effect now or later and whether or not they appear in the Agreement, including those specifically referenced herein or in any of the Contract Documents. Contractor must pay all taxes and obtain all licenses, certificates and other authorizations required in connection with the performance of its obligations hereunder, and Contractor must require all subcontractors to do so. Contractor is fully responsible for ascertaining and complying with all agency and code requirements applicable to the Work.

By entering into this Contract with the City, Contractor certifies to the best of its knowledge and belief that it, its principals and any subcontractors used in the performance of this contract, have not been subject to any debarment, suspension or other disciplinary action by any government agency. Additionally, if at any time the contractor becomes aware of such information, it must immediately disclose it to the City.

B. Civil Rights Act of 1964, Title VI, Compliance With Nondiscrimination Requirements

During the performance of this contract, the contractor, for itself, its assignees, and successors in interest (hereinafter referred to as the "contractor") agrees as follows:

1. Compliance with Federal Nondiscrimination Requirements

The contractor will comply with federal nondiscrimination laws, regulations, and authorities, as they may be amended from time to time (Acts and Regulations), which include:

- Title VI of the Civil Rights Act of 1964 (42 U.S.C. § 2000d et seq., 78 stat. 252), (prohibits discrimination on the basis of race, color, national origin);
- 49 CFR part 21 (Non-discrimination In Federally-Assisted Programs of The Department of Transportation—Effectuation of Title VI of The Civil Rights Act of 1964);
- Section 504 of the Rehabilitation Act of 1973, (29 U.S.C. § 794 et seq.), as amended, (prohibits discrimination on the basis of disability); and 49 CFR part 27;
- The Age Discrimination Act of 1975, as amended, (42 U.S.C. § 6101 et seq.), (prohibits discrimination on the basis of age);
- The Civil Rights Restoration Act of 1987, (PL 100-209), (Broadened the scope, coverage and applicability of Title VI of the Civil Rights Act of 1964, The Age Discrimination Act of 1975 and Section 504 of the Rehabilitation Act of 1973, by expanding the definition of the terms “programs or activities” to include all of the programs or activities of the Federal-aid recipients, sub-recipients and contractors, whether such programs or activities are Federally funded or not);
- Titles II and III of the Americans with Disabilities Act of 1990, which prohibit discrimination on the basis of disability in the operation of public entities, public and private transportation systems, places of public accommodation, and certain testing entities (42 U.S.C. §§ 12131 – 12189) as implemented by Department of Transportation regulations at 49 CFR parts 37 and 38;
- Executive Order 12898, Federal Actions to Address Environmental Justice in Minority Populations and Low-Income Populations, which ensures non-discrimination against minority populations by discouraging programs, policies, and activities with disproportionately high and adverse human health or environmental effects on minority and low-income populations;
- Executive Order 13166, Improving Access to Services for Persons with Limited English Proficiency, and resulting agency guidance, national origin discrimination under Title VI includes discrimination because of limited English proficiency (LEP). (70 Fed. Reg. at 74087 to 74100);

- Title IX of the Education Amendments of 1972, as amended, prohibits discrimination because of sex in education programs or activities (20 U.S.C. 1681 et seq);
- The Uniform Relocation Assistance and Real Property Acquisition Policies Act of 1970, (42 U.S.C. § 4601), (prohibits unfair treatment of persons displaced or whose property has been acquired because of Federal or Federal-aid programs and projects);
- Airport and Airway Improvement Act of 1982, (49 USC § 471, Section 47123), as amended, (prohibits discrimination based on race, religion, color, national origin, or sex in any activity carried out with a grant from the FAA).

2. Non-discrimination

The contractor, with regard to the work performed by it during the contract, will not discriminate on the grounds of race, color, or national origin in the selection and retention of subcontractors, including procurements of materials and leases of equipment. The contractor will not participate directly or indirectly in the discrimination prohibited by the Acts and the Regulations, including employment practices when the contract covers any activity, project, or program set forth in Appendix B of 49 CFR part 21 (Nondiscrimination in Federally-Assisted Programs of the US Department of Transportation).

3. Solicitations for Subcontracts, Including Procurements of Materials and Equipment

In all solicitations, either by competitive bidding, or negotiation made by the contractor for work to be performed under a subcontract, including procurements of materials, or leases of equipment, each potential subcontractor or supplier will be notified by the contractor of the contractor's obligations under this contract and the Acts and the Regulations relative to Non-discrimination on the grounds of race, color, or national origin.

4. Information and Reports

The contractor will provide all information and reports required by the Acts, the Regulations, and directives issued pursuant thereto and will permit access to its books, records, accounts, other sources of information, and its facilities as may be determined by the City or applicable federal agency (e.g. Federal Aviation Administration, Federal Highway Administration, Federal Transit Authority, Transportation Security Administration, Department of Housing and Urban Development, etc.) providing funding to the City department(s) on this contract to be pertinent to ascertain compliance with such Acts, Regulations, and instructions. Where any information required of a contractor is in the exclusive possession of another who fails or refuses to furnish the information, the contractor will so certify to the sponsor or the federal agency, as appropriate, and will set forth what efforts it has made to obtain the information.

5. Sanctions for Noncompliance

In the event of a contractor's noncompliance with the Non-discrimination provisions of this contract, the City will impose such contract sanctions as it or the relevant federal funding agency may determine to be appropriate, including, but not limited to:

A. Withholding payments to the contractor under the contract until the contractor complies; and/or

B. Cancelling, terminating, or suspending a contract, in whole or in part.

6. Incorporation of Provisions

The contractor will include the provisions of above paragraphs 1, "Compliance With Regulations" through 6. "Incorporation of Provisions" in every subcontract, including procurements of materials and leases of equipment, unless exempt by the Acts, the Regulations and directives issued pursuant thereto. The contractor will take action with respect to any subcontract or procurement as the sponsor or the applicable federal agency may direct as a means of enforcing such provisions including sanctions for noncompliance. Provided, that if the contractor becomes involved in, or is threatened with litigation by a subcontractor, or supplier because of such direction, the contractor may request the sponsor to enter into any litigation to protect the interests of the sponsor. In addition, the contractor may request the United States to enter into the litigation to protect the interests of the United States.

7. Other Non-Discrimination Requirements

a. Illinois Human Rights Act

Contractor must comply with the Illinois Human Rights Act, 775 ILCS 5/1-1 01 et seq., as amended and any rules and regulations promulgated in accordance therewith, including, but not limited to the Equal Employment Opportunity Clause, 44 III. Admin. Code 750 Appendix A.

Contractor must comply with the Public Works Employment Discrimination Act, 775 ILCS 10/0.01 et seq., as amended; and all other applicable state laws, rules, regulations and executive orders.

b. Chicago Human Rights Ordinance MCC Ch. 2-160

Contractor must comply with the Chicago Human Rights Ordinance, MCC Ch. 2-160, Sect. 2-160-010 et seq., as amended; and all other applicable municipal code provisions, rules, regulations and executive orders.

Contractor must furnish or shall cause each of its Subcontractors to furnish such reports and information as requested by the Chicago Commission on Human Relations.

c. State of Illinois Equal Employment Opportunity Clause

In the event of the Contractor's non-compliance with the provisions of this Equal Employment Opportunity Clause or the Illinois Human Rights Act, the Contractor may be declared ineligible for future contracts or subcontracts with the State of Illinois or any of its political subdivisions or municipal corporations, and the contract may be cancelled or voided in whole or in part, and other sanctions or penalties may be imposed or remedies invoked as provided by statute or regulation. During the performance of this contract, the Contractor agrees as follows:

A) That Contractor will not discriminate against any employee or applicant for employment because of race, color, religion, sex, sexual

orientation, marital status, order of protection status, national origin or ancestry, citizenship status, age, physical or mental disability unrelated to ability, military status or an unfavorable discharge from military service; and, further, that he or she will examine all job classifications to determine if minority persons or women are underutilized and will take appropriate affirmative action to rectify any underutilization.

B) That, if Contractor hires additional employees in order to perform this contract or any portion of this contract, Contractor will determine the availability (in accordance with 44 III. Admin. Code Part 750) of minorities and women in the areas from which Contractor may reasonably recruit and Contractor will hire for each job classification for which employees are hired in a way that minorities and women are not underutilized.

C) That, in all solicitations or advertisements for employees placed Contractor or on Contractor's behalf, Contractor will state that all applicants will be afforded equal opportunity without discrimination because of race, color, religion, sex, sexual orientation, marital status, order of protection status, national origin or ancestry, citizenship status, age, physical or mental disability unrelated to ability, military status or an unfavorable discharge from military service.

D) That Contractor will send to each labor organization or representative of workers with which Contractor has or is bound by a collective bargaining or other agreement or understanding, a notice advising the labor organization or representative of the Contractor's obligations under the Illinois Human Rights Act and 44 III. Admin. Code Part 750. If any labor organization or representative fails or refuses to cooperate with the Contractor in Contractor's efforts to comply with the Act and this Part, the Contractor will promptly notify the Illinois Department of Human Rights and the City and will recruit employees from other sources when necessary to fulfill its obligations under the contract.

E) That Contractor will submit reports as required by 44 III. Admin. Code Part 750, furnish all relevant information as may from time to time be requested by the Illinois Department of Human Rights or the City, and in all respects comply with the Illinois Human Rights Act and 44 III. Admin. Code Part 750.

F) That Contractor will permit access to all relevant books, records, accounts and work sites by personnel of the City and the Illinois Department of Human Rights for purposes of investigation to ascertain compliance with the Illinois Human Rights Act and the Illinois Department of Human Rights's Rules and Regulations.

G) That Contractor will include verbatim or by reference the provisions of this clause in every subcontract awarded under which any portion of the contract obligations are undertaken or assumed, so that the provisions will be binding upon the subcontractor. In the same manner as with other provisions of this contract, the Contractor will be liable for compliance with applicable

provisions of this clause by subcontractors; and further it will promptly notify the City and the Illinois Department of Human Rights in the event any subcontractor fails or refuses to comply with the provisions. In addition, the Contractor will not utilize any subcontractor declared by the Illinois Human Rights Commission to be ineligible for contracts or subcontracts with the State of Illinois or any of its political subdivisions or municipal corporations.

C. Business Relationships with Elected Officials

Pursuant to Section 2-156-030(b) of the Municipal Code, it is illegal for any elected official, or any person acting at the direction of such official, to contact either orally or in writing any other City official or employee with respect to any matter involving any person with whom the elected official has any business relationship that creates a financial interest on the part of the official, or the domestic partner or spouse of the official, or from whom or which he has derived any income or compensation during the preceding twelve months or from whom or which he reasonably expects to derive any income or compensation in the following twelve months. In addition, no elected official may participate in any discussion in any City Council committee hearing or in any City Council meeting or vote on any matter involving the person with whom the elected official has any business relationship that creates a financial interest on the part of the official, or the domestic partner or spouse of the official, or from whom or which he has derived any income or compensation during the preceding twelve months or from whom or which he reasonably expects to derive any income or compensation in the following twelve months.

Violation of Section 2-156-030 of the Municipal Code by any elected official with respect to this contract will be grounds for termination of this contract. The term financial interest is defined as set forth in Chapter 2-156 of the Municipal Code.

D. Inspector General and Legislative Inspector General

It is the duty of any bidder, proposer or Contractor, all Subcontractors, every applicant for certification of eligibility for a City contract or program, and all officers, directors, agents, partners and employees of any bidder, proposer, Contractor, Subcontractor or such applicant to cooperate with the Inspector General or the Legislative Inspector General in any investigation or hearing, if applicable, undertaken pursuant to Chapter 2-56 or 2-55 of the Municipal Code, respectively. Contractor understands and will abide by all provisions of Chapters 2-56 and 2-55.

All subcontracts must inform Subcontractors of this provision and require understanding and compliance with them.

E. Governmental Ethics Ordinance

As required by § 2-156-120 of the Municipal Code, no payment, gratuity or offer of employment shall be made in connection with any city contract, by or on behalf of a subcontractor to the prime contractor or higher-tier subcontractor or any person associated therewith, as an inducement for the award of a subcontract or order.

F. False Statements

False statements made in connection with this Agreement, including statements in, omissions from and failures to timely update the EDS, as well as in any other affidavits, statements or contract documents constitute a material breach of the Agreement (each a "Disclosure Misrepresentation"). Any such Disclosure Misrepresentation renders the Agreement voidable at the option of the City, notwithstanding any prior review or acceptance by the City of any materials containing a Disclosure Misrepresentation. In addition, the City may debar Contractor, assert any contract claims or seek other civil or criminal remedies as a result of a Disclosure Misrepresentation (including costs of replacing a terminated Contractor pursuant to Chicago Municipal Ordinance 1-21-010.

G. Americans with Disabilities Act

Contractor must perform all construction or alteration that Contractor undertakes in connection with this Contract in compliance with all federal, state and local laws and regulations regarding accessibility standards for disabled or environmentally limited persons including: Americans with Disabilities Act, P.L. 101-336 (1990) and the Uniform Federal Accessibility Standards ("UFAS") or the American with Disabilities Act ("ADA") and; the Illinois Environmental Barriers Act, 410 ILCS 25/1 *et seq.* (1991), and the regulations promulgated with them. If the above cited standards are inconsistent, Contractor must comply with the standard providing greater accessibility.

H. Prohibition on Certain Contributions – Mayoral Executive Order 2011-4

No Contractor or any person or entity who directly or indirectly has an ownership or beneficial interest in Contractor of more than 7.5% ("Owners"), spouses and domestic partners of such Owners, Contractor's Subcontractors, any person or entity who directly or indirectly has an ownership or beneficial interest in any Subcontractor of more than 7.5% ("Sub-owners") and spouses and domestic partners of such Sub-owners (Contractor and all the other preceding classes of persons and entities are together, the "Identified Parties"), shall make a contribution of any amount to the Mayor of the City of Chicago (the "Mayor") or to his political fundraising committee during (i) the bid or other solicitation process for this Contract or Other Contract, including while this Contract or Other Contract is executory, (ii) the term of this Contract or any Other Contract between City and Contractor, and/or (iii) any period in which an extension of this Contract or Other Contract with the City is being sought or negotiated.

Contractor represents and warrants that since the date of public advertisement of the specification, request for qualifications, request for proposals or request for information (or any combination of those requests) or, if not competitively procured, from the date the City approached the Contractor or the date the Contractor approached the City, as applicable, regarding the formulation of this Contract, no Identified Parties have made a contribution of any amount to the Mayor or to his political fundraising committee.

Contractor shall not: (a) coerce, compel or intimidate its employees to make a contribution of any amount to the Mayor or to the Mayor's political fundraising committee; (b) reimburse its employees for a contribution of any amount made to the Mayor or to the Mayor's political

fundraising committee; or (c) bundle or solicit others to bundle contributions to the Mayor or to his political fundraising committee.

The Identified Parties must not engage in any conduct whatsoever designed to intentionally violate this provision or Mayoral Executive Order No. 2011-4 or to entice, direct or solicit others to intentionally violate this provision or Mayoral Executive Order No. 2011-4.

Violation of, non-compliance with, misrepresentation with respect to, or breach of any covenant or warranty under this provision or violation of Mayoral Executive Order No. 2011-4 constitutes a breach and default under this Contract, and under any Other Contract for which no opportunity to cure will be granted. Such breach and default entitles the City to all remedies (including without limitation termination for default) under this Contract, under Other Contract, at law and in equity. This provision amends any Other Contract and supersedes any inconsistent provision contained therein.

If Contractor violates this provision or Mayoral Executive Order No. 2011-4 prior to award of the Contract resulting from this specification, the CPO may reject Contractor's bid.

For purposes of this provision:

"Other Contract" means any agreement entered into between the Contractor and the City that is (i) formed under the authority of MCC Ch. 2-92; (ii) for the purchase, sale or lease of real or personal property; or (iii) for materials, supplies, equipment or services which are approved and/or authorized by the City Council.

"Contribution" means a "political contribution" as defined in MCC Ch. 2-156, as amended.

I. Licensing of General Contractors

Important: The failure to comply with the provisions of Chapter 4-36 of the Municipal Code ("Chapter 4-36") may result in ineligibility to bid, inability to perform (or continue) to work, imposition of substantial fines, and/or in the City's revoking the Bidder's "general contractor" license. Information about Chapter 4-36 and application forms are available on the City's website, www.cityofchicago.org. A copy of the entire ordinance is provided in Book 2 of this contract.

As stated elsewhere in the specification, the City reserves the right to reject any or all bids.

Bidder must be in compliance with the requirements of Chapter 4-36, in the appropriate license class commensurate with the size of this project, if the license is required for the scope of work, **at the time Bidder submits its bid** and, if it is awarded a contract, throughout the term of the contract.

Contractor's failure to be licensed as a "general contractor" at all times throughout the term of the contract, if the license is required for the scope of work, is an **event of default** under the Agreement and the City may exercise any and all rights and remedies permitted under the contract, at law, or in equity.

J. Buy America

Contractor must ensure that, to the extent applicable, Work provided under this Contract complies with any Buy America provisions of the federal government and/or any similar provisions of the State or City.

K. Steel Products

Unless otherwise provided in the Steel Products Procurement Act, 30 ILCS 565/1 *et seq.*, steel products used or supplied in the performance of this contract or any subcontract to this contract must be manufactured or produced in the United States. Knowing violation of this law may result in the filing and prosecution of a complaint by the Attorney General of the State of Illinois and will subject violators to a fine of the greater of $5,000 or the payment price received as a result of such violation.

L. No Waste Disposal in Public Way MCC 11-4-1600(e)

Contractor warrants and represents that it, and to the best of its knowledge, its Subcontractors have not violated and are not in violation of the following sections of the Code (collectively, the Waste Sections):

7-28-390 Dumping on public way;
7-28-440 Dumping on real estate without permit;
11-4-1410 Disposal in waters prohibited;
11-4-1420 Ballast tank, bilge tank or other discharge;
11-4-1450 Gas manufacturing residue;
11-4-1500 Treatment and disposal of solid or liquid waste;
11-4-1530 Compliance with rules and regulations required;
11-4-1550 Operational requirements; and
11-4-1560 Screening requirements.

During the period while this Contract is executory, Contractor's or any Subcontractor's violation of the Waste Sections, whether or not relating to the performance of this Contract, constitutes a breach of and an event of default under this Contract, for which the opportunity to cure, if curable, will be granted only at the sole discretion of the CPO. Such breach and default entitles the City to all remedies under the Contract, at law or in equity.

This section does not limit the Contractor's and its Subcontractors' duty to comply with all applicable federal, state, county and municipal laws, statutes, ordinances and executive orders, in effect now or later, and whether or not they appear in this Contract.

Non-compliance with these terms and conditions may be used by the City as grounds for the termination of this Contract, and may further affect the Contractor's eligibility for future contract awards. The opportunity to cure, if curable, will be granted only at the sole discretion of the Chief Procurement Officer. Such breach and default entitles the City to all remedies under the Contract, at law or in equity.

M. Deemed Inclusion Provisions required by Applicable Law to be inserted in the Agreement are deemed inserted in the Agreement whether or not they appear in the Agreement or, upon application by either party, the Agreement will be amended to make the

insertion; however, in no event will the failure to insert the provisions before or after the Agreement is signed prevent its enforcement.

N. Firms Owned or Operated by People with Disabilities

The City encourages Contractors to use Subcontractors that are firms owned or operated by individuals with disabilities, as defined by Section 2-92-586 of the Municipal Code of the City of Chicago, where not otherwise prohibited by Federal of State law.

O. 2014 City Hiring Plan Prohibitions

1. The City is subject to the June 16, 2014 "City of Chicago Hiring Plan" (the "2014 City Hiring Plan") entered in Shakman v. Democratic Organization of Cook County, Case No 69 C 2145 (United States District Court for the Northern District of Illinois). Among other things, the 2014 City Hiring Plan prohibits the City from hiring persons as governmental employees in non-exempt positions on the basis of political reasons or factors.

2. Contractor is aware that City policy prohibits City employees from directing any individual to apply for a position with Contractor, either as an employee or as a subcontractor, and from directing Contractor to hire an individual as an employee or as a Subcontractor. Accordingly, Contractor must follow its own hiring and contracting procedures, without being influenced by City employees. Any and all personnel provided by Contractor under this Contract are employees or Subcontractors of Contractor, not employees of the City of Chicago. This Contract is not intended to and does not constitute, create, give rise to, or otherwise recognize an employer-employee relationship of any kind between the City and any personnel provided by Contractor.

3. Contractor will not condition, base, or knowingly prejudice or affect any term or aspect of the employment of any personnel provided under this Contract, or offer employment to any individual to provide services under this Contract, based upon or because of any political reason or factor, including, without limitation, any individual's political affiliation, membership in a political organization or party, political support or activity, political financial contributions, promises of such political support, activity or financial contributions, or such individual's political sponsorship or recommendation. For purposes of this Contract, a political organization or party is an identifiable group or entity that has as its primary purpose the support of or opposition to candidates for elected public office. Individual political activities are the activities of individual persons in support of or in opposition to political organizations or parties or candidates for elected public office.

4. In the event of any communication to Contractor by a City employee or City official in violation of paragraph 2 above, or advocating a violation of paragraph C above, Contractor will, as soon as is reasonably practicable, report such communication to the Hiring Oversight Section of the City's Office of the Inspector General, and also to the head of the relevant City Department utilizing services provided under this Contract. Contractor will also cooperate with any inquiries by OIG Hiring Oversight.

P. Duty to Report Corrupt Activity

Pursuant to MCC 2-156-018, it is the duty of the Contractor to report to the Inspector General, directly and without undue delay, any and all information concerning conduct which it knows to involve corrupt activity. “Corrupt activity” means any conduct set forth in Subparagraph (a)(1), (2) or (3) of Section 1-23-020 of the MCC. Knowing failure to make such a report will be an event of default under this Contract. Reports may be made to the Inspector General’s toll free hotline, 866-IG-TIPLINE (866-448-4754).

Q. Equal Pay

The Contractor will comply with all applicable provisions of the Equal Pay Act of 1963, 29 U.S.C. 206(d) and the Illinois Equal Pay Act of 2003, 820 ILCS 112/1, et seq., as amended, and all applicable related rules and regulations including but not limited to those set forth in 29 CFR Part 1620 and 56 Ill. Adm. Code Part 320.

R. Economic Disclosure Statement and Affidavit and Appendix A ("EDS")

Pursuant to MCC Ch. 2-154 and 65 ILCS 5/8-10-8.5 any person, business entity or agency submitting a bid or proposal to or contracting with the City of Chicago will be required to complete the Disclosure of Ownership Interests in the EDS. Failure to provide complete or accurate disclosure will render this Contract voidable by the City.

Contractors must complete an online EDS prior to the Bid Opening Date. Contractors are responsible for notifying the City and updating their EDS any time there is a change in circumstances that makes any information provided or certification made in an EDS inaccurate, obsolete or misleading. Failure to so notify the City and update the EDS is grounds for declaring the Contractor in default, terminating the Contract for default, and declaring the Contractor ineligible for future contracts.

Contractor makes certain representations and certifications that the City relies on in its decision to enter into a contract. The Laws and requirements that are addressed in the EDS include the following:

1. <u>MCC 1-23 and 720 ILCS 5/33E Bribery, Debts, and Debarment Certification</u>

The Contractor or each joint venture partner, if applicable, must complete the appropriate subsections in the EDS which certify that the Contractor or each joint venture partner, its agents, employees, officers and any subcontractors (a) have not been engaged in or been convicted of bribery or attempted bribery of a public officer or employee of the City of Chicago, the State of Illinois, any agency of the federal government or any state or local government in the United States or engaged in or been convicted of bid-rigging or bid-rotation activities as defined in this section as required by the Illinois Criminal Code; (b) do not owe any debts to the State of Illinois, in accordance with 65 ILCS 5/11-42.1-1 and (c) are not presently debarred or suspended; Certification Regarding Environmental Compliance; Certification Regarding Ethics and Inspector General; and Certification Regarding Court-Ordered Child Support Compliance.

Contractor, in performing under this contract shall comply with MCC Sect. 2-92-320, as follows:

No person or business entity shall be awarded a contract or sub-contract if that person or business entity: (a) has been convicted of bribery or attempting to bribe a public officer or employee of the City of Chicago, the State of Illinois, or any agency of the federal government or of any state or local government in the United States, in that officers or employee's official capacity; or (b) has been convicted of agreement or collusion among bidders or prospective bidders in restraint of freedom of competition by agreement to bid a fixed price, or otherwise; or (c) has made an admission of guilt of such conduct described in (a) or (b) above which is a matter of record but has not been prosecuted for such conduct.
For purposes of this section, where an official, agent or employee of a business entity has committed any offense under this section on behalf of such an entity and pursuant to the direction or authorization of a responsible official thereof, the business entity will be chargeable with the conduct.

One business entity will be chargeable with the conduct of an affiliated agency. Ineligibility under this section will continue for three (3) years following such conviction or admission. The period of ineligibility may be reduced, suspended, or waived by the CPO under certain specific circumstances. Reference is made to Section 2-92-320 for a definition of affiliated agency, and a detailed description of the conditions which would permit the CPO to reduce, suspend, or waive the period of ineligibility.

Failure by the Contractor or any controlling person (as defined in Section 1-23-010 of the Municipal Code of Chicago) thereof to maintain eligibility to do business with the City of Chicago as required by Section 1-23-030 of the Municipal Code of Chicago shall be a default for which no cure is available and grounds for termination of this Contract.

2. Federal Terrorist (No-Business) List

Contractor warrants and represents that neither Contractor nor an Affiliate, as defined below, appears on the Specially Designated Nationals List, the Denied Persons List, the Unverified List, the Entity List, or the Debarred List as maintained by the Office of Foreign Assets Control of the U.S. Department of the Treasury or by the Bureau of Industry and Security of the U.S. Department of Commerce or their successors, or on any other list of persons or entities with which the City may not do business under any applicable law, rule, regulation, order or judgment.

"Affiliate" means a person or entity which directly, or indirectly through one or more intermediaries, controls, is controlled by or is under common control with Contractor. A person or entity will be deemed to be controlled by another person or entity if it is controlled in any manner whatsoever that results in control in fact by that other person or entity, either acting individually or acting jointly or in concert with others, whether directly or indirectly and whether through share ownership, a trust, a contract or otherwise.

S. Wheel Tax (City Sticker)

Contractor must pay all Wheel Tax required by Chapter 3-56 of the MCC, as amended from time to time. Contractor should take particular notice of MCC 3-56-020 and MCC 3-56-125 which relate to payment of the tax for vehicles that are used on City streets or on City property by City residents. For the purposes of Chapter 3-56, any business that owns, leases or otherwise controls a place of business within the City wherein motor vehicles or semi-trailers are stored, repaired, serviced, or loaded or unloaded in connection with the business is also considered to be a City resident.

T. EDS Update Obligation

Contractor is required to notify the City and update the EDS whenever there is a change in circumstances that makes any certification or information provided in an EDS inaccurate, obsolete or misleading. Failure to notify the City and update the EDS is grounds for declaring the Contractor in default, termination of the Contract for default, and declaring that the Contractor is ineligible for future contracts.

U. Electronic Mail Communication

Electronic mail communication between Contractor and City employees must relate only to business matters between Contractor and the City.

XXIII. MISCELLANEOUS

A. Counterparts

This Contract is comprised of several identical counterparts, each to be fully executed by the parties and each to be deemed an original having identical legal effect.

B. Modifications

No changes, modifications, cancellation, or discharge of this Contract, or any part of it, is valid unless in writing and signed by the parties to it, or their respective successors and assigns.

C. No Waiver of Legal Rights

1. The City will not be precluded or estopped from showing the true amount and character of the Work performed and materials furnished by you, or from showing that any measurement, estimate, or certificate is untrue or incorrectly made, or that the Work or materials do not conform in fact to the Contract. The City will not be precluded or estopped from recovering from you and your sureties such damages as the City may sustain by reason of your failure to comply with the terms of the Contract.
2. Neither the acceptance by the City, or any representative of the City, nor any payment for or acceptance of the whole or any part of the Work, nor any extension of time, nor any possession taken by the City, will operate as a waiver by the City of any portion of

the Contract, or of any power reserved in it or any right of the City to damages provided in it. A waiver of any breach of the Contract does not constitute a waiver of any other or subsequent breach.

3. Miscellaneous Provisions: Whenever under this Contract, the City by a proper authority waives your performance in any respect or waives a requirement or condition to either the City's or your performance, the waiver so granted, whether express or implied, only applies to the particular instance and is not deemed a waiver forever or for subsequent instance of the performance, requirement, or condition. No such waiver may be construed as a modification of this Contract regardless of the number of times the City may have waived the performance, requirement, or condition.

D. Contractor's Governing Law

This Contract is governed in accordance with the laws of the State of Illinois without regard to choice of law principles. You irrevocably submit, and will cause your Subcontractors to submit, to the original jurisdiction of those State or Federal courts located within the County of Cook, State of Illinois, with regard to any controversy arising out of, relating to, or in any way concerning the execution or performance of this Contract. You consent to service of process on you, at the option of the City, either by registered or certified mail addressed to the applicable office as provided for in this Contract, by registered or certified mail addressed to the office actually maintained by you, or by personal delivery on any of your officers, directors, or managing or general agents.

E. Consent to Service of Process and Jurisdiction

All judicial proceedings brought against you with respect to this Contract may be brought in (i) any court of the State of Illinois of competent jurisdiction; and (ii) any Federal court of competent jurisdiction located within the boundaries of the Federal court district of the Northern District of Illinois, and by execution and delivery of this Contract, you accept, for yourself and in connection with your properties, generally and unconditionally, the exclusive jurisdiction of those courts, and irrevocably agree to be bound by any final judgment rendered by them from which no appeal has been taken or is available. You designate and appoint the representative identified on the signature page to this Contract under the heading "Designation of Agent for Service Process" as your agent in Chicago, Illinois to receive on your behalf service of all process in any such proceedings in the court (which representative must be available to receive the service at all times), the service being acknowledged by the representative to effective and binding service in every respect. The agent may be changed only upon the giving of written notice by you to the City of the name and address of a new Agent for Service of Process who works within the geographical boundaries of the City of Chicago and is retained or employed by you. You irrevocably waive any objection (including any objection of the laying of venue or based on the grounds of *forum non conveniens*) which you may now or later have to bring any action or proceeding with respect to this Contract in the jurisdiction set forth above. Nothing in this section affects the right to serve process in any other manner permitted by law or limits the right of the City to bring proceedings against you in the courts of any other jurisdiction.

F. Contractor Cooperation

You must act in good faith in the performance of this Contract and co-operate with the City and any other City contractors at the site to assure timely completion of the Work. You must implement such measures as may be necessary to ensure that your staff and your Subcontractors are bound by the provisions of this Contract.

G. Joint and Several Liability

If you, or your successors or assigns, if any, are comprised of more than one individual or other legal entity (or a combination of them), then each and every obligation or undertaking stated in this Contract that you are to fulfill or perform is the joint and several obligation or undertaking of each such individual or other legal entity.

H. No Third Party Beneficiaries

Except as may otherwise be provided in this Contract, this Contract is solely for the benefit of the parties and nothing in this Contract is intended to create any third party beneficiary rights for Subcontractors or other third parties.

I. Notices

Notices, unless expressly provided for otherwise in this Contract, must be in writing and must be delivered personally or by placing in the United States mail, first class and certified, return receipt requested, with postage prepaid and addressed as follows:

1. If to the City: Commissioner, (Addresses of Department set forth in Book Two)
2. With Copies to: The Chief Procurement Officer, City Hall, 121 North LaSalle, Room 403, Chicago, IL 60602;
3. If to you: The address identified on your Proposal; and
4. With Copies to: Your bonding company.

Notices delivered by mail are deemed effective three days after mailing in accordance with this Section. Notices delivered personally are deemed effective upon receipt. Refusal to accept notice has the same effect as if notice were delivered. The addresses stated in this Contract may be revised without need for modification or amendment of this Contract, as long as written notification is given in accordance with this Section.

J. Authority

1. Contractor: Your execution of this Contract is authorized and signature(s) of each person signing on your behalf has been made with complete and full authority to commit you to all terms and conditions of this Contract, including every representation, certification, and warranty contained in it, attached to it and collectively incorporated by reference in it, or that may be required by the terms and conditions of this Contract. If other than a sole proprietorship, you must provide satisfactory evidence that the execution of the Contract is authorized in accordance with the business entities rules and procedures.

2. Consents and Approvals: Unless otherwise expressly stated in this Contract, any consents and approvals to be given by the City are made by the Commissioner.

K. Software License Agreements

The City reserves the right to negotiate software license agreements directly with the software supplier.

L. Title VI Solicitation Notice

The City, in accordance with the provisions of Title VI of the Civil Rights Act of 1964 (78 Stat. 252, 42 U.S.C. §§ 2000d to 2000d-4) and the Regulations, hereby notifies all bidders that it will affirmatively ensure that any contract entered into pursuant to this advertisement, disadvantaged business enterprises will be afforded full and fair opportunity to submit bids in response to this invitation and will not be discriminated against on the grounds of race, color, or national origin in consideration for an award.

XXIV. NOTICE OF REQUIREMENTS FOR AFFIRMATIVE ACTION TO ENSURE EQUAL EMPLOYMENT OPPORTUNITY (EXECUTIVE ORDER 11246)

1. The Offeror's or Bidder's attention is called to the “Equal Opportunity Clause” and the “Standard Federal Equal Employment Specifications” set forth herein.
2. The goals and timetables for minority and female participation, expressed in percentage terms for the Contractor's aggregate workforce in each trade on all construction work in the covered area, are as follows:

Time-tables	Goals for minority participation for each trade	Goals for female participation in each trade
	19.6%	6.9%

These goals are applicable to all the Contractor's construction work (whether or not it is Federal or federally assisted) performed in the covered area. If the contractor performs construction work in a geographical area located outside of the covered area, it shall apply the goals established for such geographical area where the work is actually performed. With regard to this second area, the contractor also is subject to the goals for both its federally involved and nonfederally involved construction.

The Contractor's compliance with the Executive Order and the regulations in 41 CFR part 60-4 shall be based on its implementation of the Equal Opportunity Clause, specific affirmative action obligations required by the specifications set forth in 41 CFR 60-4.3(a), and its efforts to meet the goals. The hours of minority and female employment and training must be substantially uniform throughout the length of the contract, and in each trade, and the contractor shall make a good faith effort to employ minorities and women evenly on each of its projects. The transfer of minority or female employees or trainees from Contractor to Contractor or from project to project for the sole purpose of meeting the Contractor's goals shall be a violation of the contract, the Executive Order and the regulations in 41 CFR part 60-4. Compliance with the goals will be measured against the total work hours performed.

3. The Contractor shall provide written notification to the Director of the Office of Federal Contract Compliance Programs within 10 working days of award of any construction subcontract in excess of $10,000 at any tier for construction work under the contract resulting from this solicitation. The notification shall list the name, address and telephone number of the subcontractor; employer identification number of the subcontractor; estimated dollar amount of the subcontract; estimated starting and completion dates of the subcontract; and the geographical area in which the subcontract is to be performed.

   As used in this Notice, and in the contract resulting from this solicitation, the “covered area” includes the City of Chicago, Cook, DuPage, Kane, Lake, McHenry, and Will Counties (Standard Metropolitan Statistical Area).

XXV. EQUAL EMPLOYMENT OPPORTUNITY

Contractor's federal Equal Opportunity obligations, including but not limited those of 41 CFR Part 60-2 and Executive Order 11246 are set forth in FHWA Form 1273. Contractor's attention is particularly directed to the provisions under II. "Nondiscrimination."

XXVI. OTHER FEDERAL PROVISIONS

A. Interest of Members of or Delegates to the United States Congress

In accordance with 41 USC § 22, you will not admit any member of or delegate to the United States Congress to any share or part of the Contract or any benefit derived therefrom.

B. False or Fraudulent Statements and Claims

1. You recognize that the requirements of the Program Fraud Civil Remedies Act of 1986, as amended, 49 USC § 3081 et seq. and U.S. DOT regulations, "Program Fraud Civil Remedies," 49 CFR Part 31, apply to your actions pertaining to the Contract. Accordingly, by signing the Contract, you certify or affirm the truthfulness and accuracy of any statement you have made, you make, or you may make pertaining to the Contract, including any invoice for your services. In addition to other penalties that may be applicable, you also acknowledge that if you make a false, fictitious, or fraudulent claim, statement, submission, or certification, the federal government reserves the right to impose the penalties of the Program Fraud Civil Remedies Act of 1986, as amended, on you to the extent the federal government deems appropriate.

2. You also acknowledge that if you make a false, fictitious, or fraudulent claim, statement, submission, or certification to the City or federal government in connection with an urbanized area formula project financed with federal assistance authorized by 49 USC § 5307, the Government reserves the right to impose on you the penalties of 18 USC § 1001 and 49 USC § 5307(n)(1), to the extent the federal government deems appropriate.

C. Federal Interest in Patents

1. General. If any invention, improvement, or discovery of yours is conceived or first actually reduced to practice in the course of or under the Contract, and that invention, improvement, or discovery is patentable under the laws of the Unites States of America or any foreign country, you must notify City immediately and provide a detailed report.

2. Federal Rights - Unless the federal government later makes a contrary determination in writing, the rights and responsibilities of the City, you, and the federal government pertaining to that invention, improvement, or discovery will be determined in accordance with applicable federal laws and regulations, including any waiver of them; and irrespective of your status or the status of any Subcontractor at any tier (e.g., a large business, small business, non-profit organization, institution of higher education, individual), you will transmit to the federal government those rights due the federal government in any invention resulting from the Contract.

D. Federal Interest in Data and Copyrights

1. Definition

The term "subject data" used in this Section means recorded information, whether or not copyrighted, that is delivered or specified to be delivered under the Contract. Examples include computer software, engineering drawings and associated lists, specifications, standards, process sheets, manuals, technical reports, catalog item identifications, and related information. The term "subject data" does not include financial reports, cost analyses, and similar information incidental to Contract administration.

2. Federal Restrictions

The following restrictions apply to all subject data first produced in the performance of the Contract. Except as provided in the Contract and except for your own internal use, you may not publish or publicly reproduce subject data in whole or in part, or in any manner or form, nor may you authorize others to do so, without the written consent of the City and the federal government, until such time as the federal government may have either released or approved the release of such data to the public.

3. Federal Rights in Data and Copyrights

In accordance with subparts 34 and 36 of the Common Rule, the City and the federal government reserve a royalty-free, non-exclusive and irrevocable license to reproduce, publish, or otherwise use, and to authorize others to use, for City or federal government purposes, the types of subject data described below. Without the copyright owner's consent, the City and federal government may not extend their license to other parties.

a. Any subject data developed under the Contract or subagreement financed by a federal Grant Agreement or Cooperative Agreement, whether or not a copyright has been obtained; and

b. Any rights of copyright in which you purchase ownership with federal assistance.

4. Special Federal Rights for Planning Research and Development Projects

When the federal government provides financial assistance for a planning, research, development, or demonstration project, its general intention is to increase public knowledge, rather than limit the benefits of the project to participants in the project. Therefore, unless the federal government determines otherwise, if this is a planning, research, development, or demonstration project, you consent, in addition to the rights in data and copyrights set forth above, that the City or federal government may make available to any third party either a license in the copyright to the subject data or a copy of the subject data. If the project is not completed for any reason whatsoever, all data developed under the project will become subject data and must be delivered as the City or federal government may direct. This subsection, however, does not apply to adaptions of automatic data processing equipment or previously existing software programs for the City's use whose costs are financed with federal transportation funds for capital projects.

5. Hold Harmless

Unless prohibited by state law, upon request by the City or the federal government, you must hold harmless the City and the federal government and their officers, agents, and employees acting within the scope of their official duties against any liability, including costs and expenses, resulting from any willful or intentional violation by you of proprietary rights, copyrights, or right of privacy, arising out of the publication, translation, reproduction,

delivery, use, or disposition of any data furnished under the Contract. You are not required to indemnify the City or federal government for any such liability arising out of the wrongful acts of employees or agents of the City or federal government.

6. Restrictions on Access to Patent Rights

Nothing contained in this Section on rights in data implies a license to the City or federal government under any patent or is to be construed as affecting the scope of any license or other right otherwise granted to the City or federal government under any patent.

7. Application on Materials Incorporated into Project

The requirements of subsections XXVI.D.2 , XXVI.D.3, and XXVI.D.4 of this Section do not apply to material furnished by the City and incorporated into the Work.

E. No Exclusionary or Discriminatory Specifications

Apart from inconsistent requirements imposed by federal statute or regulations, you will comply with the requirements of 49 USC ' 5323(h)(2) by refraining from using any federal assistance to support subcontracts procured using exclusionary or discriminatory specifications.

F. Cargo Preference - Use of United States Flag Vessels

You must comply with U.S. Maritime Administration regulations, "Cargo-Preference -- U.S. Flag Vessels," 49 CFR Part 381, and include the clauses required by those regulations, modified as necessary to identify the affected parties, in each subcontract or sub-agreement involving equipment, materials, or commodities suitable for transport by ocean vessel.

G. Fly America

You must comply with 49 USC Section 40118, and related regulations at 41 CFR Part 301-10, regarding use of United States air carriers, and included clauses requiring your Subcontractors to comply with the requirements of 49 USC Section 40118, and related regulations at 4 CFR Part 52, in all of your subcontracts.

H. No Federal Government Obligations to Third Parties

Absent the federal government's express written consent, the federal government is not subject to any obligations or liabilities to any contractor or any other person not a party to the Grant Agreement or Cooperative Agreement between the City and the federal government, which is a source of funds for this Contract. Notwithstanding any concurrence provided by the federal government in or approval of any solicitation, agreement, or contract, the federal government continues to have no obligations or liabilities to any party, including you.

I. Allowable Costs

Notwithstanding any compensation provision to the contrary, your compensation under this Contract is limited to those amounts that are allowable and allocable to the Contract in accordance with OMB Circular A-87 and the regulations in 49 CFR Part 18. To the extent that an audit reveals that you have received payment in excess of such amounts, the City may offset such excess payments against any future payments due to you and, if no future payments are due or if future payments are less than such excess, you must promptly refund the amount of the excess payments to the City.

J. Contract Work Hours and Safety Standards Act

If applicable according to their terms, you must comply and assure compliance with sections 102 and 107 of the Contract Work Hours and Safety Standards Act, as amended, 40 USC " 327 through 333, and implementing U.S. DOL regulations, "Labor Standards Provisions Applicable to Contracts Governing Federally Financed and Assisted Construction (also Labor Standards Provisions Applicable to Non-construction Contracts Subject to the Contract Work Hours and Safety Standards Act)," 29 CFR Part 5; and U.S. DOL regulations, "Safety and Health Regulations for Construction," 29 CFR Part 1926. In addition to other requirements that may apply:

1. In accordance with sections of the Contract Work Hours and Safety Standards Act, as amended, 40 USC " 327 through 332, you must assure that, for the Contract, the wages of every mechanic and laborer will be computed on the basis of a standard work week of 40 hours, and that each worker will be compensated for Work exceeding the standard work week at a rate of not less than 1.5 times the basic rate of pay for all hours worked in excess of 40 hours in the work week. Determinations pertaining to these requirements will be made in accordance with applicable U.S. DOL regulations, "Labor Standards Provisions Applicable to Contracts Governing Federally Financed and Assisted Construction (also Labor Standards Provisions Applicable to Non-Construction Contracts Subject to the Contract Work Hours and Safety Standards Act)," 29 CFR Part 5.

2. In accordance with section 107 of the Contract Work Hours and Safety Standards Act, as amended, 40 USC §333, you must assure that no laborer or mechanic working on a construction contract is required to work in surroundings or under working conditions that are unsanitary, hazardous, or dangerous to his or her health and safety, as determined in accordance with US DOL regulations, "Safety and Health Regulations for Construction," 29 CFR Part 1926.

K. Seismic Safety

If this Contract is for the construction of a building or an addition thereto, you must apply the requirements of US DOT regulations applicable to seismic safety requirements for US DOT assisted construction projects at 49 CFR Part 41, (specifically, 49 CFR ' 41.120), and any implementing guidance the federal government may issue, to the construction of any new building and to additions to any existing building.

L. Buy America

You must ensure that any Work performed under this Contract complies with the "Buy America" regulations of the FHWA, as set forth in 23 CFR Part 635.410, which generally require that all manufacturing processes for steel and iron products to be incorporated in a construction project, including application of a coating, must occur in the United States. Coating includes all processes which protect or enhance the value of the material to which the coating is applied.

XXVII. STANDARD FEDERAL EQUAL EMPLOYMENT OPPORTUNITY CONSTRUCTION CONTRACT SPECIFICATIONS (EXECUTIVE ORDER 11246)

A. As used in these specifications:

1. "Covered Area" means the geographical area described in the solicitation from which this contract resulted;

2. "Director" means Director, Office of Federal Contract Compliance Programs, United States Department of Labor, or any person to whom the Director delegates authority;

3. "Employer Identification Number" means the federal Social Security number used on the Employer's Quarterly federal Tax Return, U.S. Treasury Department Form 941.

4. "Minority" includes:

a. Black (all persons having origins in any of the Black African racial groups not of Hispanic origin);

b. Hispanic (all persons of Mexican, Puerto Rican, Cuban, Central or South American or other Spanish Culture or origin, regardless of race);

c. Asian and Pacific Islander (all persons having origins in any of the original peoples of the Far East, Southeast Asia, the Indian Subcontinent, or the Pacific Islands); and

d. American Indian or Alaskan Native (all persons having origins in any of the original people of North America and maintaining identifiable tribal affiliations through membership and participation or community identification).

B. Whenever you, or any subcontractor at any tier, subcontracts a portion of the work involving any construction trade, you must physically include in each subcontract in excess of $10,000 the provisions of these specification and the Notice that contains the applicable goals for minority and female participation and that is set forth in the solicitations from which this contract resulted.

C. If you are participating (pursuant to 41 CFR 60-4.5) in a Hometown Plan approved by the U.S. Department of Labor in the covered area either individually or through an association, its affirmative action obligations on all work in the Plan area (including goals and timetables) must be in accordance with the Plan for those trades that have unions participating in the Plan. You must be able to demonstrate your participation in and compliance with the provisions of any such Hometown Plan. Each contractor or Subcontractor participating in an approved Plan is individually required to comply with its obligations under the EEO clause, and to make a good faith effort to achieve each goal under the Plan in each trade in which it has employees. The overall good faith performance by other contractors or Subcontractors toward a goal in an approved Plan does not excuse any covered contractor's or Subcontractor's failure to take good faith efforts to achieve the Plan goals and timetables.

D. You must implement the specific affirmative action standards provided in paragraphs XXVI.G.1 through XXVI.G.16 of these specifications. The goals set forth in the solicitation from which this contract resulted are expressed as percentages of the total hours of employment and training of minority and female utilization you should reasonably be able to achieve in each construction trade in which you have employees in the covered area. Covered Construction contractors performing construction work in geographical areas where they do not have a federal or federally assisted construction contract must apply the minority and female goals established for the geographical area where the work is being performed. Goals are published periodically in the Federal Register in notice form, and such notices may be obtained from any Office of Federal Contract Compliance Programs office or from federal procurement contracting officers. You are expected to make substantially uniform progress in meeting its goals in each craft during the period specified.

E. Neither the provisions of any collective bargaining agreement, nor the failure by a union with whom you have a collective bargaining agreement, to refer either minorities or women excuses your obligations under these specifications, Executive Order 11246, or the regulations promulgated pursuant thereto.

F. In order for the non-working training hours of apprentices and trainees to be counted in meeting the goals, you must employ such apprentices and trainees during the training period, and you must have made a commitment to employ the apprentices and trainees at the completion of their training, subject to the availability of employment opportunities. Trainees must be trained pursuant to training programs approved by the U.S. Department of Labor.

G. You must take specific affirmative action to ensure equal employment opportunity. The evaluation of your compliance with these specifications will be based upon your effort to achieve maximum results from your actions. You must document these efforts fully, and must implement affirmative action steps at least as extensive as the following:

1. Ensure and maintain a working environment free of harassment, intimidation, and coercion at all sites, and in all facilities at which your employees are assigned to work. You, where possible, will assign two or more women to each construction project. You must specifically ensure that all foremen, superintendents, and other onsite supervisory personnel are aware of and carry out your obligation to maintain such a working environment, with specific attention to minority or female individuals working at such sites or in such facilities.

2. Establish and maintain a current list of minority and female recruitment sources, provide written notification to minority and female recruitment sources and to community organizations when you or your unions have employment opportunities available, and maintain a record of the organization's responses.

3. Maintain a current file of the names, addresses and telephone numbers of each minority and female off-the-street applicant and minority or female referral from a union, a recruitment source or community organization and of what action was taken with respect to each such individual. If the individual was sent to the union hiring hall for referral and was not referred back to you or the union or, if referred, not employed by you, this must be documented in the file with reason therefor, along with whatever additional actions you may have taken.

4. Provide immediate written notification to the director when the union or unions with which you have a collective bargaining agreement have not referred to you a minority person or woman that you sent, or when you have other information that the union referral process has impeded your efforts to meet your obligations.

5. Develop on-the-job training opportunities and/or participate in training programs for the area that expressly includes minorities and women, including upgrading programs and apprenticeship and trainee programs relevant to your employment needs, especially those programs funded or approved by the Department of Labor. You must provide notice of these programs to the sources complied under G.2. above.

6. Disseminate your EEO policy by providing notice of the policy to unions and training programs and requesting their cooperation in assisting you in meeting your EEO obligations; by including it in any policy manual and collective bargaining agreement; by publicizing it in the company newspaper, annual report, etc.; by specific review of the policy

with all management personnel and with all minority and female employees at least once a year and by posting the company EEO policy on bulletin boards accessible to all employees at each location where construction work is performed.

7. Review, at least annually, the company's EEO policy and affirmative action obligations under these specifications with all employees having any responsibility for hiring, assignment, layoff, termination or other employment decisions including specific review of these items with onsite supervisory personnel such as Superintendents, General Foremen, etc., before the initiation of construction work at any job site. A written record must be made and maintained identifying the time and place of these meetings, persons attending, subject matter discussed, and disposition of the subject matter.

8. Disseminate your EEO policy externally by including it in any advertising in the news media, specifically including minority and female news media, and providing written notification to and discussing your EEO policy with other contractors and Subcontractors with whom you anticipate doing business.

9. Direct your recruitment efforts, both oral and written, to minority, female and community organizations, to schools with minority and female students and to minority and female recruitment and training organizations serving your recruitment area and employment needs. Not later than one month before the date for the acceptance of applications for apprenticeship or other training by any recruitment source, you must send written notification to organizations such as the above, describing the openings, screening procedures, and tests to be used in the selection process.

10. Encourage present minority and female employees to recruit other minority persons and women and, where reasonable, provide after school, summer and vacation employment to minority and female youth both on the site and in other areas of a contractor's workforce.

11. Validate all tests and other selection requirements where there is an obligation to do so under 41 CFR Part 60-3.

12. Conduct, at least annually, an inventory and evaluation at least of all minority and female personnel for promotional opportunities and encourage these employees to seek or to prepare for, through appropriate training, etc., such opportunities.

13. Ensure that seniority practices, job classifications, work assignments and other personnel practices, do not have a discriminatory effect by continually monitoring all personnel and employment related activities to ensure that the EEO policy and your obligations under these specifications are being carried out.

14. Ensure that all facilities and company activities are nonsegregated except that separate or single-user toilet and necessary changing facilities must be provided to assure privacy between the sexes.

15. Document and maintain a record of all solicitations of offers for subcontracts from minority and female construction contractors and suppliers, including circulation of solicitations to minority and female contractor associations and other business associations.

16. Conduct a review, at least annually of all supervisor's adherence to and performance under your EEO policies and affirmative action obligations.

H. Contractors are encouraged to participate in voluntary associations that assist in fulfilling one or more of their affirmative action obligations (G.1. through 16.). The efforts of a contractor association, joint contractor-union, contractor community, or other similar group of which you are a member and participant, may be asserted as fulfilling any one or more of its obligations under G.1. through 16 of these Specifications but only if you actively participate in the group, make every effort to assure that the group has a positive impact on the employment of minorities and women in the industry, ensure that the concrete benefits of the program are reflected in your minority and female workforce participation, make a good faith effort to meet your individual participation, make a good faith effort to meet your individual goals and timetables, and can provide access to documentation that demonstrates the effectiveness of actions taken on behalf of you. The obligation to comply, however, is yours and failure of such a group to fulfill an obligation is not a defense for your noncompliance.

I. A single goal for minorities and a separate single goal for women have been established. You, however, are required to provide equal employment opportunity and to make affirmative action for all minority groups, both male and female, and all women, both minority and non-minority. Consequently, you may be in violation of the Executive Order if a particular group is employed in a substantially disparate manner (for example, even though you have achieved its goals for women generally, you may be in violation of the Executive Order if a specific minority group of women is underutilized).

J. You must not use the goals and timetables or affirmative action standards to discriminate against any person because of race, color, religion, sex, or national origin.

K. You must not enter into any Subcontract with any person or firm debarred from Government contracts pursuant to Executive Order 11246.

L. You must carry out such sanctions and penalties for violation of these specifications and of the Equal Opportunity Clause, including suspension, termination and cancellation of existing subcontracts as may be imposed or ordered pursuant to Executive Order 11246, as amended, and its implementing regulations, by the Office of Federal Contract Compliance Programs. Any contractor who fails to carry out such sanctions and penalties is in violation of these specifications and Executive Order 11246, as amended.

M. You, in fulfilling your obligations under these specifications, must implement specific affirmative action steps, at least as extensive as those standards prescribed in paragraph G. of these specifications, so as to achieve maximum results from its efforts to ensure equal employment opportunity. If you fail to comply with the requirements of the Executive Order, the implementing regulations, or these Specifications, the Director must proceed in accordance with 41 CFR 60-4.8.

N. You must designate a responsible official to monitor all employment related activity to ensure that the company EEO policy is being carried out, to submit reports relating to the provisions of this Section as may be required by Government and to keep records. Records must at least include for each employee the name, address, telephone numbers, construction trade, union affiliation if any, employee identification number when assigned, social security number, race, sex, status (e.g. mechanic, apprentice, trainee, helper, or laborer), dates of changes in status, hours worked per week in the indicated trade, rate of pay, and locations at which the work was performed. Records must be maintained in an

easily understandable and retrievable form; however, to the degree that existing records satisfy this requirement, contractors are not required to maintain separate records.

O. Nothing provided in this Contract may be construed as a limitation upon the application of other laws that establish different standards of compliance or upon the application of requirements for the hiring of local or other area residents (e.g., those under the Public Works Employment Act of 1977 and the Community Development Block Grant Program).

XXVIII. Special Conditions Regarding Disadvantaged Business Enterprise Commitment

See next page. Remainder of page intentionally blank.

CITY OF CHICAGO
Department of Procurement Services
Chief Procurement Officer
121 North LaSalle Street, Room 806
Chicago, Illinois 60602-1284
Fax: 312-744-3281

DBE SPECIAL CONDITIONS FOR FAA/FTA/FHWA (IDOT) FUNDED CONTRACTS
CONSTRUCTION, SERVICES, TASK ORDER SERVICES, AND SUPPLY

Contractor must comply with the following terms and conditions where Work or Services are funded in whole or in part by any federal funds including but not limited to FHWA, FTA and FAA.

1.1. **Policy and Terms**
In the event of a conflict between these Special Conditions and 49 CFR Part 26, the provisions of 49 CFR Part 26 shall control.

It is the policy of the City that Disadvantaged Business Enterprises (DBEs) as defined in 49 CFR Part 26, have the maximum opportunity to participate fully in the performance of contracts subject to 49 CFR Part 26. Contractor must not discriminate against any person or business on the basis of race, color, national origin or sex in the performance of this Contract. Contractor must carry out applicable requirements of 49 CFR Part 26 in the award and administration of United States Department of Transportation (DOT)-assisted contracts and take affirmative action to ensure that businesses owned by socially and economically disadvantaged individuals have full opportunity to participate.

The City has set an overall DBE Program Goal of 30%.

Failure to carry out the commitments and policies set forth in this Article constitutes a material breach of the Contract and may result in the termination of the Contract or such remedy as the City deems appropriate.

1.1.1. Contract-Specific DBE Participation Goal
The City sets contract-specific goals for participation in furtherance of reaching its overall DBE Program Goal.

For purposes of this contract, the City has set the following contract goal:

Contract DBE Participation Goal: See percentage set out in Book 2.

Note: if this contract is task-order based, goals will be set for the individual task orders; in the context of each task order, these provisions will apply to those task order goals as if they were an overall contract goal.

A bid or proposal may be rejected as non-responsive if the bidder/proposer fails to submit one or more of the following with its bid demonstrating its good faith efforts to meet the Contract DBE Participation Goal by reaching out to DBEs to perform work on the contract:

A. A DBE compliance plan demonstrating how the bidder/proposer plans to meet the Contract DBE Participation Goal (Schedule D, D-1 or D-3 and Schedule(s) C, C-1 or C-3); and/or

B. Documentation of Good Faith Efforts to obtain DBE participation in this contract.

Note: Schedules D and C are used for contracts for construction work. Schedules D-1 and D-3 are used for contracts for services, and Schedules D-3 and C-3 are used for task order based contracts.

The bidder/proposer must make good faith efforts to obtain DBE participation in this contract. The commitment will be reflected in Schedule D, D-1 or D-3. The bidder/proposer must document that it has obtained enough DBE participation to meet the Contract DBE Participation Goal set forth above or, if unsuccessful in doing so, has made adequate Good Faith Efforts to meet the goal (see Section 1.7 "Good Faith Efforts"). If awarded the Contract, Contractor must expend not less than the committed percentage of the total Contract Price (including any amendments and modifications) for contract participation by DBEs.

For purposes of evaluating bidder/proposer's responsiveness, the Contract DBE Participation Goal will be a percentage of the total contract value. The Contract DBE Participation Goal applies to the total value of the contract, inclusive of all amendments and modifications. The Chief Procurement Officer also has the authority to review each proposed contract modification and amendment that by itself or aggregated with previous modification/amendment requests, increases the contract value by 10 percent of the initial award or $50,000, whichever is greater, for opportunities to increase participation of DBEs already involved in the contract.

The Contract DBE Participation Goal may be met by the bidder/proposer's status as DBE, or by joint venture with one or more DBEs (but only work performed by the DBEs own forces will be counted), or by subcontracting a portion of the work to one or more DBEs, or by purchasing materials used in the performance of the contract from one or more DBEs or by any combination of the foregoing, as further described in Section1.5, "Counting DBE Participation Towards the Contract DBE Participation Goal."

1.1.2. DBE Financial Institutions

Bidder/Proposer is encouraged to use financial institutions owned and controlled by socially and economically disadvantaged individuals. Use of such institutions may be considered by the City as evidence of bidder/proposer's willingness to do business with DBEs. Information about such institutions is available in the City's DBE Program document. In addition, the Illinois Unified Certification Program (IL UCP) Disadvantaged Business Enterprises Directory is available via the internet at www.cityofchicago.org/procurement and in print at the City of Chicago, Bid and Bond Room, City Hall, 121 N. LaSalle, Room 301, Chicago, IL 60602.

1.1.3. DBE Participation Goals for Contract Modifications

The DBE Participation Goals established at the time of bid/proposal submission shall also apply to any modifications to the Contract after award. This is, any additional work and/or money added to the Contract must also adhere to these Special Conditions requiring Contractor to (sub)contract with DBEs to meet the DBE Participation Goals.

- Contractor must assist the Construction Manager or User Department in preparing its "proposed contract modification" by evaluating the subject matter of the modification and determining whether there are opportunities for DBE participation and at what rates.
- Contractor must produce a statement listing the DBEs that will be utilized on any contract modification. The statement must include the percentage of utilization of the firms. If no DBE participation is available, an explanation of good faith efforts to obtain participation must be included.

The Chief Procurement Officer shall review each proposed contract modification and amendment that by itself or aggregated with previous modification/amendment requests, increases the contract value by ten percent (10%) of the initial award, or $50,000, whichever is less, for opportunities to increase the participation of DBEs already involved in the Contract.

1.2. **Definitions and Usage**

Terms that are capitalized in these Special Conditions are defined terms and have the meanings set forth in 49 CFR Part 26.5, unless otherwise defined in these Special Conditions or the Contract Documents.

"Area of Specialty" means the description of a DBE firm's business which has been determined by the certifying agency to be most reflective of the DBE firm's claimed specialty or expertise. Each DBE letter of certification contains a description of the firm's Area of Specialty. This information is also contained in the Directory. Credit toward the Contract DBE Participation Goal is limited to the participation of firms performing within their Areas of Specialty.

NOTICE: The Department of Procurement Services does not make any representation concerning the ability of any DBE to perform work within its Area of Specialty. It is the responsibility of all bidders/proposers to determine the capability and capacity of DBE firms to satisfactorily perform the work proposed.

Certain terms are used in these Special Conditions to indicate the stage of bidding, proposing or contracting in which certain obligations arise. The term "proposer" means a firm responding to a request for proposals by the City for professional or technical services or other procurement not adaptive to competitive bidding; a bidder or proposer becomes a "contractor" after being awarded a contract by the City.

"Contractor" also means "Consultant," if Consultant is the term used for the entity that has entered into this agreement or contract with the City.

"Directory" means the IL UCP Disadvantaged Business Enterprises Directory, maintained by the City as well as all IL UCP participating agencies, that identifies all firms eligible to participate as DBEs. The Directory lists the firm's name, address, phone number, date of most recent certification and the type of work the firm has been certified to perform as a DBE. The City revises the Directory on a monthly basis. The Directory is available via the internet on the City's web site at www.cityofchicago.org/procurement, and in print at the City of Chicago, Bid and Bond Room 121 N. LaSalle St., Room 301, Chicago, Illinois, 60602. Bidder/Proposers are responsible for verifying the current certification status of all proposed DBE firms.

"Disadvantaged Business Enterprise" or **"DBE"** means a for-profit small business concern that (i) is at least 51 percent owned by one or more individuals who are both socially and economically disadvantaged, or in the case of a corporation, 51 percent of the stock is owned by one or more such individuals; (ii) whose management and daily operations are controlled by one or more of the socially and economically disadvantaged individuals who own it; (iii) the personal net worth of the individuals who own it does not exceed the limit specified at 49 CFR Part 26; and (iv) it has been certified as a DBE in accordance with the procedures set out in 49 CFR Part 26.

"Joint Venture" means an association of a DBE firm and one or more other firms to carry out a single, for-profit business enterprise, for which the parties combine their property, capital, efforts, skills and knowledge, and in which the DBE is responsible for a distinct, clearly defined portion of the work of the contract and whose share in the capital contribution, control, management, risks, and profits of the joint venture are commensurate with its ownership interest.

1.3. **Third Party Challenges To Eligibility Of DBE Firm**

As noted in 49 CFR Section 26.87, any third party (complainant) may file a complaint alleging that a currently certified DBE is ineligible. The complaint must be made in writing to the City and specify the alleged reasons why the firm is ineligible and include all available information relevant to a determination of whether the challenged party is in fact socially and economically disadvantaged. The City, during its determination of findings, will notify the challenged party of the allegations and notify both parties in writing of the outcome. The confidentiality of the complainant's identity will be protected as provided in 49 CFR Section 26.109(b). If the City determines first, that there were not reasonable grounds presented in the complaint sufficient to justify an inquiry, then the City will notify the complainant and the challenged party of this determination and

the reasons for it. During the pendency of any complaint, the presumption that the challenged party is a socially and economically disadvantaged will remain in effect.

1.4. **Joint Ventures**

Bidders/proposers may develop joint venture agreements as an instrument to provide participation by DBEs in contract work. A joint venture may consist of any combination of DBEs and non-certified firms as long as one member is a DBE.

A. The joint venture may be eligible for DBE participation credit towards the Contract Specific Goals only if:

1. The DBE joint venture partner's share in the capital contribution, control, management, risks and profits of the joint venture is equal to its ownership interest;
2. The DBE joint venture partner is responsible for a distinct, clearly defined portion of the requirements of the contract for which it is at risk;
3. Each joint venture partner executes the bid/contract to the City; and
4. The joint venture partners have entered into a written agreement specifying the terms and conditions of the relationship between the partners and their relationship and responsibilities to the contract, and all such terms and conditions are in accordance with the conditions set forth in Items 1, 2, and 3 above in this Paragraph A.

B. The Chief Procurement Officer shall evaluate the proposed joint venture agreement, the Schedule B submitted on behalf of the proposed joint venture, and all related documents to determine whether these requirements have been satisfied. The Chief Procurement Officer shall also consider the record of the joint venture partners on other City of Chicago contracts. The decision of the Chief Procurement Officer regarding the eligibility of the joint venture for credit towards meeting the Contract Specific Goals, and the portion of those goals met by the joint venture, shall be final.

The joint venture may receive DBE credit for work performed by the DBE joint venture partner(s) equal to the value of work performed by the DBE with its own forces for a distinct, clearly defined portion of the work.

The Chief Procurement Officer may also count the dollar value of work subcontracted to other DBEs. Work performed by the forces of a non-certified joint venture partner shall not be counted toward the Contract Specific Goals.

C. Schedule B: DBE Affidavit of Joint Venture

Where the bidder/proposer's Compliance Plan includes the participation of any DBE as a joint venture partner, the bidder/proposer must submit with its bid or proposal a Schedule B and the proposed joint venture agreement. These documents must both clearly evidence that the DBE joint venture partner(s) will be responsible for a clearly defined portion of the work to be performed, and that the DBE's responsibilities and risks are proportionate to its ownership percentage. The proposed joint venture agreement must include specific details related to:

1. The parties' contributions of capital, personnel, and equipment and share of the costs of insurance and bonding;
2. Work items to be performed by the DBE's own forces and/or work to be performed by employees of the newly formed joint venture entity;
3. Work items to be performed under the supervision of the DBE joint venture partner; and
4. The DBE's commitment of management, supervisory, and operative personnel to the performance of the contract.

Vague, general descriptions of the responsibilities of the DBE joint venture partner do not provide any basis for awarding credit. For example, descriptions such as "participate in the budgeting process," "assist with hiring," or "work with managers to improve customer service" do not identify distinct, clearly defined portions of the work. Roles assigned should require activities that are performed on a regular, recurring basis rather than as needed. The roles must also be pertinent to the nature of the business for which credit is being sought. For instance, if the scope of work required by the City entails the delivery of goods or services to various sites in the City, stating that the DBE joint venture partner will be responsible for the performance of all routine maintenance and all repairs required to the vehicles used to deliver such goods or services is pertinent to the nature of the business for which credit is being sought.

D. DBE Participation Level in Joint Venture

Credit for participation by DBEs in joint ventures with non-DBEs does not require a minimum participation of 51 percent in venture ownership and control on the part of the DBE. Credit is based on the percentage of the work performed by the DBE's own forces. *See* Section 1.5, "Counting DBE Participation Toward the Contract DBE Participation Goal").

NOTE: The City requires that whenever a joint venture submits a bid/proposal as prime contractor, each joint venturer must separately sign the bid/proposal to the City on the pages marked TO BE EXECUTED BY A CORPORATION; TO BE EXECUTED BY A PARTNERSHIP; and/or TO BE EXECUTED BY A SOLE PROPRIETOR as applicable.

1.5. **Counting DBE Participation Toward The Contract DBE Participation Goal**
When a DBE participates in a contract, count only the value of the work actually performed by the DBE toward the DBE Participation Goal, as described in 49 CFR 26.55.

Refer to this section when preparing the DBE compliance plan and completing Schedule D for guidance on what value of the participation by DBEs will be counted toward the stated DBE Participation Goal. The "Percent Amount of Participation" depends on whether and with whom a DBE subcontracts out any portion of its work and other factors.

Expenditures to a DBE contractor or subcontractor may be counted only if the DBE is performing a "commercially useful function" on the contract. The term "commercially useful function" is defined in 49 CFR 26.55(c). If a DBE does not perform or exercise responsibility for at least 30 percent of the total cost of its contract with its own work force, or the DBE subcontracts a greater portion of the work of a contract than would be expected on the basis of normal industry practice for the type of work involved, the City will rebuttably presume that the DBE is not performing a commercially useful function.

A contractor (and bidder/proposers in their proposals) may count only the following toward the Contract DBE Participation Goal and should report only the following to the Chief Procurement Officer:

A. **The value of the work actually performed by a DBE**, as described below:

1. For construction contracts and other contracts not covered by A.2., below:

   The entire amount of that portion of a contract that is performed by the DBE's own forces. Include the cost of supplies and materials obtained by the DBE for the work of the contract, including supplies purchased or equipment leased by the DBE (except supplies and equipment the DBE subcontractor purchases or leases from the prime contractor or its affiliate). (See 49 CFR 26.55(a)(1).)

2. For contracts involving the provision of "bona fide services" (such as professional, technical, consultant or managerial services), or for providing bonds or insurance specifically required for the performance of a DOT-assisted contract:

The entire amount of fees or commissions charged by a DBE for providing a bona fide service, provided that the fee is reasonable and not excessive as compared with fees customarily allowed for similar services. The determination of whether the fee is reasonable and not excessive will be made by the City. (See 49 CFR 26.55(a)(2).)

3. When a DBE subcontracts part of the work of its contract to another firm:

   The value of the subcontracted work may be counted toward the Contract DBE Participation Goal only if the DBE's subcontractor is itself a DBE. Work that a DBE subcontracts to a non-DBE firm does not count toward the Contract DBE Participation Goal. (See 49 CFR 26.55(a)(3).)

B. **Joint Ventures:** When a DBE performs as a participant in a joint venture, the portion of the total dollar value of the contract equal to the distinct, clearly defined portion of the work of the contract that the DBE performs with its own forces is counted towards the Contract DBE Participation Goal. (See 49 CFR 26.55(b).)

C. **Materials and Supplies:** Regarding expenditures with a DBE for materials or supplies:

1. If the materials or supplies are obtained from a DBE "manufacturer," as that term is described in 49 CFR 26.55(e)(1), 100 percent of the cost of the materials or supplies. A manufacturer is a firm that operates or maintains a factory or establishment that produces, on the premises, the materials, supplies, articles or equipment required under the contract and of the general character described in the specifications.

2. If the materials or supplies are purchased from a DBE "regular dealer," as that term is described in 49 CFR 26.55(e)(2), 60 percent of the cost of the materials or supplies.

3. With respect to materials or supplies purchased from a DBE which is neither a manufacturer nor a regular dealer, the amount of fees or commissions charged for assistance in the procurement of the materials and supplies, or fees or transportation charges for the delivery of materials or supplies required on a job site, provided that the fees are reasonable and not excessive as compared with fees customarily allowed for similar services. Do not count any portion of the cost of materials and supplies themselves.

The City shall determine the amount of credit awarded to a firm for the provisions of materials and supplies (e.g., whether a firm is acting as a regular dealer or a transaction expediter) on a contract-by-contract basis.

D. **Trucking Firms:** If the DBE manages and supervises the entire trucking operation for which it is responsible on a particular contract and the DBE itself owns and operates at least one fully licensed, insured and operational truck used on the contract and all leased trucks display the name and identification number of the DBE, then:

1. The total value of the transportation services a DBE provides on the contract using trucks it owns, insures and operates using drivers it employs.

2. The total value of the transportation services a DBE provides on the contract using trucks leased from another DBE trucking firm, including an owner-operator who is certified as a DBE trucking firm, but only if the lease indicates that the DBE lessee has exclusive use of and control over the truck, or, if the truck is used for work for others with the DBE lessee's consent, then the lease must give the DBE lessee absolute priority over its use.

3. Only the value of the fee or commission the DBE receives under a lease arrangement with non-DBE firms for the lease of trucks used to provide transportation services on the contract but only if the lease indicates that the DBE has exclusive use of and control over the truck, or, if the truck

works for others with the DBE's consent, then the lease must give the DBE absolute priority over its use.

E. **Other Considerations:**

1. Firm Not Currently Certified: If a firm is not currently certified as a DBE in accordance with the standards of 49 CFR Part 26, subpart D, at the time of execution of the contract, do not count or report the firm's participation, except as provided in 49 CFR 26.87(i).

2. Firm Whose Eligibility Has Been Removed: Do not report the dollar value of work performed under a contract with a firm after it has ceased to be certified.

3. Payment: Do not report the participation of a DBE subcontractor until the amount to be counted toward the goal has been paid to the DBE.

4. Area of Specialty: Only the value of the dollars paid to the DBE firm for work that it performs in its Area of Specialty in which it is certified counts toward the DBE Participation Goal.

1.6. Procedure To Determine Bid/Proposal Compliance

The following Schedules and documents constitute the bidder's/proposer's DBE proposal, and must be submitted at the time of submission of proposals unless stated otherwise:

1.6.1. Schedule B: Affidavit of DBE/Non-DBE Joint Venture

Where the bidder/proposer's DBE proposal includes the participation of any DBE as a joint venturer prime or subcontractor, the bidder/proposer must submit, together with its bid/proposal, a Schedule B: Affidavit of DBE/Non-DBE Joint Venture with an attached copy of the joint venture agreement proposed among the parties. See Section 1.4 above, "Joint Ventures," for detailed requirements.

1.6.2. Schedule C, C-1 or C-3: Letter of Intent to Perform as a Subcontractor, Consultant, Subconsultant or Material Supplier

Bidder/proposer must submit a Schedule C, C-1 or C-3, for each DBE included on its Schedule D, D-1, or D-3) (including any DBE joint venture partners), signed by the respective DBE firm. Schedule C and D must be used for contracts for construction work, and Schedule C-1 and Schedule D-1 for all other contracts, except for task order based contracts, where Schedule C-3 and Schedule D-3 must be used instead.

Each Schedule C, C-1 or C-3 must accurately detail the work to be performed by the DBE firm and the agreed rates and prices to be paid. Each Schedule must specify the percentage of the dollar value of the DBE's subcontract that will be sublet to non-DBE and DBE contractors and be signed and dated by the DBE. Each Schedule must also include a separate sheet as an attachment on which the DBE fully describes its proposed scope of work, including a description of the commercially useful function being performed by the DBE in its Area of Specialty. If a facsimile copy of Schedule C, C-1 or C-3 has been submitted with the bid or proposal, an executed original Schedule C-1 must be submitted promptly by the bidder/proposer for each DBE included on the Schedule D, D-1 or D-3 after the date of bid or proposal opening.

Failure to submit any Schedule C, C-1, or C-3 as required by this Section will result in a Chief Procurement Officer's determination that a bid or proposal is "non-responsive." The Chief Procurement Officer has the discretion to apply additional suitable sanctions against any bidder/proposer who fails to comply with these requirements. Appropriate sanctions may include, without limitation, forfeiture of the bidder/proposer's bid deposit, rejection of the bidder/proposer's bid, or suspension of the bidder/proposer's eligibility to enter into future contracting opportunities with the City.

1.6.3. Schedule D, D-1 or D-3: Affidavit of Prime Contractor Regarding DBEs

Bidders/Proposers must submit at the time specified in the request for proposals, a completed Schedule D or D-1 (or for Task Order based contracts, Schedule D-3, which must be submitted at the time specified in

the request for task order proposals) committing them to the utilization of each listed DBE firm (*but see*, Section 1.7, Good Faith Efforts). The Schedule D, D-1 or D-3 must include the name, address, description of the work to be performed and dollar amount participation of each DBE subcontractor, supplier or consultant.

The bidder/proposer must use "Good Faith Efforts," as that term is described in 1.7 to meet the Contract DBE Participation Goal (i.e., the specific dollar amount of participation by each DBE firm included on its Schedule D-1 or D-3). The total dollar commitment to proposed DBE firms should equal the Contract DBE Participation Goal. Bidders/proposers are responsible for calculating the dollar equivalent of the Contract DBE Participation Goal as a percentage of their proposal. All commitments made by the bidder/proposer's Schedule D, D-1 or D-3 must conform to those presented in the submitted Schedule Cs, C-1s or C-3s.

A contractor may not modify its Compliance Plan after proposal opening except as directed by the Department of Procurement Services to correct minor errors or omissions. Bidders/proposers shall not be permitted to add DBEs after proposal opening to meet the Contract DBE Participation Goals, however, contractors are encouraged to add additional DBE vendors to their approved compliance plan during the performance of the contract when additional opportunities for participation are identified. Except in cases where substantial, documented justification is provided, the bidder/proposer or contractor shall not reduce the dollar commitment made to any DBE in order to achieve conformity between the Schedule Cs/ C-1s/C-3s and Schedule D/D-1/D-3. All terms and conditions for DBE participation on the contract must be negotiated and agreed to between the bidder/proposer or contractor and the DBE prior to submission of the Compliance Plan. If a proposed DBE ceases to be available after submission of the Compliance Plan, the bidder/proposer or contractor must comply with the provisions of Section 1.10, "DBE Substitutions."

1.6.4. Schedule F: Report of Subcontractor Solicitations
All Bidders/Proposers must submit, together with their bid/proposal, a completed Schedule F report containing information on all subcontractors, DBEs and non-DBEs, solicited for participation in the contract. The Schedule F shall include the following subcontractor information:

Contractor name; Address; Contact person; DBE status; Type of work solicited

1.6.5. Letters of Certification
A copy of each proposed DBE firm's Letter of Certification from the IL UCP must be submitted with the bid or proposal if currently certified. All Letters of Certification issued by the IL UCP include a statement of the DBE firm's Area of Specialty. The DBE firm's scope of work, as detailed by its Schedule C, C-1, or C-3 must conform to its stated Area of Specialty.

NOTE: Failure to submit the following information at the time of submission of bids or proposals (or in the case of task order contracts, the time of submission of task order proposals) will render the bid or proposal non-responsive: the **names and addresses** of DBE firms that will participate in the contract (Schedule D, D-1 or D-3), a **description of the work** that each DBE will perform (Schedule D, D-1 or D-3), the **dollar amount** of the participation of each DBE firm participating (Schedule D, D-1 or D-3), **written documentation** of the bidder/proposer's commitment to use a DBE subcontractor whose participation it submits to meet a contract goal (Schedule D, D-1 or D-3), **written confirmation from the DBE** that it is participating in the contract as provided in the prime contractor's commitment (Schedule C, C-1 or C-3), **affidavit of joint venture** when a DBE participates in the contract for DBE credit as a joint venturer (Schedule B), **report on all subcontractors solicited** for participation in the contract (Schedule F) and if the Contract goal is not met, **evidence of good faith efforts**, as set out in Section 1.7, "Good Faith Efforts".

1.6.6. Procedure

A. The submittals must have all blank spaces on the Schedule pages applicable to the subject specification filled in correctly.

Agreements between a bidder/proposer and a DBE in which the DBE promises not to provide subcontracting quotations to other bidder/proposers are prohibited.

B. During the period before award, the submitted documentation will be evaluated. As required under 49 CFR 26.109(c), all participants in the DBE Program, including the bidder/proposer, must give, upon request, earnest and prompt cooperation to the using department and the City's Chief Procurement Officer or his or her authorized delegate in submitting to interviews that may be necessary, or in allowing entry to places of business or in providing further documentation, or in soliciting the cooperation of a proposed DBE in providing such assistance. A bid/proposal may be treated as non-responsive by reason of the determination that the bidder/proposer was found to be unresponsive or uncooperative when asked for further information about the bid/proposal, or that false statements were made in the Schedules.

C. Bidders/Proposers will not be permitted to modify their DBE proposal except as permitted to do so by the City. All terms and conditions stipulated for prospective DBE sub-contractors or suppliers therefore should be satisfactorily negotiated prior to the submission to the City of the bidder/proposer's DBE commitment as part of the DBE proposal. If circumstances arise, where a proposed DBE becomes no longer available, the process described in Section 1.10DBE Substitutions, should be followed.

D. When necessary in the interest of time, the City may treat a bid/proposal as non-responsive instead of granting extended time for a bidder/proposer to replace DBEs named in the DBE proposal that are later determined to be ineligible or unavailable.

1.7. Good Faith Efforts

1.7.1. Demonstration of Good Faith Efforts

In order for a bid/proposal to be responsive, at the time specified in the request for bids/proposals, the bidder/proposer must demonstrate it has made Good Faith Efforts to meet the Contract DBE Participation Goal. The demonstration is made in the form of the documentation described in Section 1.7.2"Documenting Good Faith Efforts." The bidder/proposer can demonstrate it has made Good Faith Efforts to meet the Contract DBE Participation Goal either by:

A. Meeting the Contract DBE Participation Goal, as provided in these Special Conditions, and documenting commitments for participation by DBE firms sufficient for this purpose; or

B. Documenting, in the manner described below, adequate Good Faith Efforts to meet Contract DBE Participation Goal. This means bidders/proposers must submit at the time specified in the request for bids/proposals, documentation to show that it took all necessary and reasonable steps to achieve the Contract DBE Participation Goal or other requirements of 49 CFR Part 26, Appendix A, which, by their scope, intensity and appropriateness to the objective, could reasonably be expected to obtain sufficient DBE participation, even if the bidder/proposer was not fully successful. The following are examples of documented actions the City may consider to determine whether the bidder/proposer made Good Faith Efforts:

i. Soliciting through all reasonable and available means (e.g., attendance at pre-bid/proposal meetings, advertising and/or written notices) the interest of all certified DBEs who have the capability to perform the work of the contract. The bidder/proposer must solicit this interest within sufficient time to allow the DBEs to respond to the solicitation. The bidder/proposer must determine with certainty if the DBEs are interested by taking appropriate steps to follow up initial solicitations.

ii. Selecting portions of the work to be performed by DBEs in order to increase the likelihood that the Contract DBE Participation Goal will be achieved. This includes, where appropriate, breaking out contract work items into economically feasible units to facilitate DBE

participation, even where the prime contractor might otherwise prefer to perform these work items with its own forces.

iii. Providing interested DBEs with adequate information about the plans, specifications and requirements of the contract in a timely manner to assist them in responding to a solicitation.

iv. Negotiating in good faith with interested DBEs. It is the bidder/proposer's responsibility to make a portion of the work available to DBE subcontractors and suppliers and to select those portions of the work or material needs consistent with the available DBE subcontractors and suppliers, so as to facilitate DBE participation. Evidence of such negotiation includes the names, addresses and telephone numbers of DBEs that were considered; a description of the information provided regarding the plans and specifications for the work selected for subcontracting; and evidence as to why additional agreements could not be reached for DBEs to perform the work. A bidder/proposer using good business judgment would consider a number of factors in negotiating with subcontractors, including DBE subcontractors, and would take a firm's price and capabilities as well as contract goals into consideration. However, the fact that there may be some additional costs involved in finding and using DBEs is not in itself sufficient reason for a bidder/proposer's failure to meet the Contract DBE Participation Goal, as long as such costs are reasonable. Also, the ability or desire of a prime contractor to perform the work of a contract within its own organization does not relieve the bidder/proposer of the responsibility to make Good Faith Efforts. Prime contractors are not, however, required to accept higher quotes from DBEs if the price difference is excessive or unreasonable.

v. Not rejecting DBEs as being unqualified without sound reasons based on a thorough investigation of their capabilities. The DBE's standing within its industry, membership in specific groups, organization or associations and political or social affiliation (for example union vs. non-union employee status) are not legitimate causes for the rejection or non-solicitation of bids in the bidder/proposer's efforts to meet the Contract DBE Participation Goal.

vi. Making efforts to assist interested DBEs in obtaining bonding, lines of credit or insurance as required by the City or the bidder/proposer.

vii. Making efforts to assist interested DBEs in obtaining necessary equipment, supplies, materials, or related assistance or services.

viii. Effectively using the services of available minority/women community organizations and contractors' groups; local, state and federal minority/women business assistance offices; and other organizations as allowed on a case-by-case basis to provide assistance in the recruitment and placement of DBEs.

1.7.2. Documentation of Good Faith Efforts

The following 11 types of documentation, as applicable to the situation, will be considered by the Chief Procurement Officer in determining whether the bidder/proposer has made Good Faith Efforts to meet the Contract DBE Participation Goal. The documentation must be submitted at the time of submission of proposals or the proposal will be deemed non-responsive.

A. A detailed statement of efforts to identify and select portions of work identified in the request for proposals to certified DBE firms. Include copies of attendance logs from pre-bid/proposal meetings, advertisements and written notices, as applicable.

B. A listing of all DBE firms contacted that includes:

- names, address and telephone numbers of DBE firms solicited;
- date and time of contact;

- method of contact (written, telephone, facsimile transmittal, etc.)
- name of the person contacted.

C. Copies of letters or any other evidence of mailing that substantiates outreach to DBE vendors that includes:

- project identification and location;
- classification/commodity of work items for which quotations were sought;
- date, item and location for acceptance of subcontractor bid proposals;
- detailed statement which summarizes direct negotiations with appropriate DBE firms for specific portions of the work and indicates why negotiations were unsuccessful;
- affirmation that good faith efforts have been demonstrated by choosing subcontracting opportunities likely to achieve the Contract DBE Participation Goal by not imposing any limiting conditions which were not mandatory for all subcontractors; or denying the benefits ordinarily conferred on DBE subcontractors for the type of work that was solicited.

D. Copies of proposed plans for selecting portions of the work to be performed by DBEs in order to increase the likelihood that the Contract DBE Participation Goal will be achieved.

E. Evidence that the bidder/proposer negotiated in good faith with interested DBEs.

F. Evidence that the bidder/proposer did not reject DBEs as being unqualified without sound reasons based on a thorough investigation of their capabilities.

G. Evidence that the bidder/proposer made efforts to assist interested DBEs in obtaining bonding, lines of credit or insurance, as required by the City or the bidder/proposer.

H. Evidence that the bidder/proposer made efforts to assist interested DBEs in obtaining necessary equipment, supplies, materials or related assistance or services.

I. Evidence that the bidder/proposer has provided timely notice of the need for subcontractors to at least 50 percent of the DBEs listed in the City's Directory as being certified in the applicable Areas of Specialty. Proof of notification (e.g. certified mail receipt or facsimile transmittal receipt) prior to the date a bidder/proposer's DBE proposal is due is required for any proposal to be deemed responsive. The Chief Procurement Officer may contact the certified DBEs for verification of notification.

J. Evidence that subcontractor participation is excessively costly. Subcontractor participation will be deemed excessively costly when the DBE subcontractor proposal exceeds the average price quoted by more than 15 percent. In order to establish that a subcontractor's quote is excessively costly, the bidder/proposer must provide the following information at the time specified in the request for proposals:

1. A detailed statement of the work identified for DBE participation for which the bidder/proposer asserts the DBE quote(s) were excessively costly (in excess of 15 percent higher).

   (A) a listing of all potential subcontractors contacted for a quotation on that work item;

   (B) prices quoted for the subcontract in question by all such potential subcontractors for that work item.

<u>OR</u>

2. Other documentation that demonstrates to the satisfaction of the Chief Procurement Officer that the DBE proposals are excessively costly, even though not in excess of 15 percent higher than the average price quoted. This determination will be based on factors that include, but are not limited to the following:

(A) the City's estimate for the work under a specific subcontract;

(B) the bidder/proposer's own estimate for the work under the subcontract;

(C) an average of the bona fide prices quoted for the subcontract;

(D) demonstrated increase in other contract costs as a result of subcontracting to the DBE or other firm.

K. Copies of each DBE and non-DBE subcontractor quote submitted to the bidder when a non-DBE subcontractor was selected over a DBE for work on the contract. This is must be included in the documentation of Good Faith Efforts whenever a non-DBE subcontractor is selected over a DBE for work on the contract.

Note: The City reserves the right to modify this procedure when deemed appropriate.

1.8. **Reporting**

A. The Contractor will, not later than thirty (30) calendar days from the award of a contract by the City, execute formal contracts or purchase orders with the DBEs included in their approved DBE Utilization Plan. These written agreements will be made available to the Chief Procurement Officer upon request.

B. The contractor will be responsible for reporting payments to all subcontractors on a monthly basis in the form of an electronic audit. Upon the first payment issued by the City of Chicago to the contractor for services performed, on the first day of each month and every month thereafter, email and or fax audit notifications will be sent out to the contractor with instructions to report payments that have been made in the prior month to each subcontractor. The reporting of payments to all subcontractors must be entered into the Certification and Compliance Monitoring System (C2), or whatever reporting system is currently in place, on or before the fifteenth (15th) day of each month.

C. Once the prime contractor has reported payments made to each DBE, including zero dollar amount payments, the DBE will receive an email and or fax notification requesting them to log into the system and confirm payments received. All monthly confirmations must be reported on or before the 20th day of each month. Contractor and subcontractor reporting to the C2 system must be completed by the 25th of each month or payments may be withheld.

D. All subcontract agreements between the contractor and DBE firms or any first tier non-certified firm and lower tier DBE firms must contain language requiring the DBE to respond to email and/or fax notifications from the City of Chicago requiring them to report payments received for the prime or the non-certified firm.

Access to the Certification and Compliance Monitoring System (C2), which is a web based reporting system, can be found at: https://chicago.mwdbe.com

E. The Chief Procurement Officer or any party designated by the Chief Procurement Officer, shall have access to the contractor's books and records, including without limitation payroll records, tax returns and records and books of account, to determine the contractor's compliance with its commitment to DBE participation and the status of any DBE performing any portion of the contract. This provision shall be in addition to, and not a substitute for, any other provision allowing inspection of the contractor's records by any officer or official of the City for any purpose.

F. The contractor shall maintain records of all relevant data with respect to the utilization of DBEs retaining these records for a period that is the longer of five years or as required by relevant retention schedules after

final acceptance of the work. Full access to these records shall be granted to City, federal or state authorities or other authorized persons.

G. The contractor must make available upon request a copy of all DBE subcontracts. The contractor must ensure that all subcontracts or agreements with DBEs to supply labor or materials require that the subcontract and all lower tier subcontractors be performed in accordance with the provisions of 49 CFR Part 26.

1.9. **Required Assurance**

Contractor must comply with, and each subcontract Contractor signs with a subcontractor must include, the following assurance:

The Contractor, sub recipient or subcontractor shall not discriminate on the basis of race, color, national origin, or sex in the performance of this contract. The Contractor shall carry out applicable requirements of 49 CFR Part 26 in the award and administration of DOT- assisted contracts. Failure by the Contractor to carry out these requirements is a material breach of this Contract, which may result in the termination of this Contract or such other remedy as the recipient deems appropriate, which may include, but is not limited to, (1) withholding monthly progress payments, (2) assessing sanctions, (3) liquidated damages, and/or (4) disqualifying the Contractor from future bidding as non-responsible.

1.10. **DBE Substitutions**

A. Arbitrary changes by the bidder/proposer of the commitments earlier certified in the Schedule D, D-1 or D-3 are prohibited. Further, after once entering into each approved DBE subcontract, the bidder/proposer may neither terminate the subcontract, nor reduce the scope of the work to be performed by the DBE, nor decrease the price to the DBE, without in each instance (i) having just cause, including situations where bidder/proposer's contract with the DBE includes termination for convenience; (ii) making Good Faith Efforts to find another DBE subcontractor to substitute for the original DBE (these Good Faith Efforts must be directed at finding another DBE to perform at least the same amount of work under the contract as the DBE that was terminated, to the extent needed to meet the Contract DBE Participation Goal); and (iii) receiving the prior written approval of the City in all instances.

Unless the City provides written approval for the substitution of a DBE, the contractor shall not be entitled to any payment for work or material unless it is performed or supplied by the listed DBE.

1. The bidder/proposer must give the Chief Procurement Officer reasons that justify the bidder/proposer's terminating a DBE, reducing the scope of work to be performed by a DBE, or decreasing the price to a DBE. The substitution procedure will be as follows:

   a) The bidder/proposer/contractor must notify the Chief Procurement Officer as soon as possible in writing of an apparent necessity to reduce or terminate a DBE subcontract and to propose a substitute firm for some phase of work, if needed in order to sustain the fulfillment of the Contract DBE Participation Goal. Prior to submitting notice to the Chief Procurement Officer, bidder/proposer/contractor must give notice in writing to the DBE subcontractor, with a copy to the Chief Procurement Officer, of its intent to request to terminate and/or substitute, and the reason for the request.

   b) Bidder/proposer/contractor must give the DBE five days to respond to the notice and advise the City and bidder/proposer/contractor of the reasons, if any, why it objects to the proposed termination of its subcontract and why the City should not approve the bidder/proposer/contractor's action. If required in a particular case as a matter of public necessity (e.g., safety), the City may provide a response period shorter than five days.

2. The bidder/proposer/contractor's notification should include the specific reasons for the proposed substitution. Stated reasons which would be acceptable include the following examples:

   a) The listed DBE subcontractor fails or refuses to execute a written contract;

b) The listed DBE subcontractor fails or refuses to perform the work of its subcontract in a way consistent with normal industry standards. Provided, however, that good cause does not exist if the failure or refusal of the DBE subcontractor to perform its work on the subcontract results from the bad faith or discriminatory action of the prime contractor;

c) The listed DBE subcontractor fails or refuses to meet the prime contractor's reasonable, nondiscriminatory bond requirements.

d) The listed DBE subcontractor becomes bankrupt, insolvent, or exhibits credit unworthiness;

e) The listed DBE subcontractor is ineligible to work on public works projects because of suspension and debarment proceedings pursuant 2 CFR Parts 180, 215 and 1,200 or applicable state law;

f) The City has determined that the listed DBE subcontractor is not responsible;

g) The listed DBE subcontractor voluntarily withdraws from the project and provides to the City written notice of its withdrawal;

h) The listed DBE is ineligible to receive DBE credit for the type of work required;

i) A DBE owner dies or becomes disabled with the result that the listed DBE contractor is unable to complete its work on the contract;

j) Other documented good cause that the City may determine compels the termination of the DBE subcontractor.

The bidder/proposer/contractor's position in these cases must be fully explained and supported with adequate documentation. Stated reasons which will not be acceptable include: A replacement firm has been recruited to perform the same work under terms more advantageous to the prime contractor; issues about performance by the committed DBE were disputed (unless every reasonable effort has already been made to have the issues resolved or mediated satisfactorily); a DBE has requested reasonable price escalation which may be justified due to unforeseen circumstances; or the bidder/proposer seeks to terminate a DBE it relied upon to obtain the contract so that the bidder/proposer can self-perform the work for which the DBE subcontractor was engaged.

3. The bidder/proposer/contractor's notification should include the name, address and principal official of any proposed substitute DBE and the dollar value and scope of work of the proposed subcontract. Attached should be all the same DBE affidavits, documents, and Letter of Intent which are required of bidders, as enumerated in Section, Procedure to Determine Bid Compliance.

4. The City will evaluate the submitted documentation, and respond within 15 working days to the request for approval of a substitution. The response may be in the form of a request for more information, or a request for an interview to clarify or mediate the problem. In the case of an expressed emergency need to receive the necessary decision for the sake of job progress, the City will instead respond as soon as practicable.

5. If termination of a DBE subcontractor is approved, or a DBE subcontractor fails to complete its work on the contract for any reason, bidder/proposer/contractor must make Good Faith Efforts to replace that subcontractor. These good faith efforts shall be directed at finding another DBE to perform at least the same amount of work under the contract as the DBE that was terminated, to the extent needed to meet the contract. The good faith efforts shall be documented by the bidder/proposer. If the City requests documentation, the bidder/proposer/contractor shall submit the documentation within 7 days, which may be extended for an additional 7 days if necessary at the request of the bidder/proposer/ contractor. The City shall provide a written determination to the bidder/proposer/contractor stating whether or not good faith efforts have been demonstrated.

6. Actual substitution of a replacement DBE to fulfill the Contract DBE Participation Goal may not be made before City approval is given of the acceptability of the substitute DBE. A subcontract with the substitute DBE subcontractor must be executed within five working days following the City's approval, and a copy of the DBE subcontract with signatures of both parties to the agreement should be submitted immediately to the City.

B. The City will not approve extra payment for escalated costs incurred by the bidder/proposer/contractor when a substitution of subcontractors becomes necessary for the bidder/proposer/contractor to comply with the Contract DBE Participation Goal.

C. The Chief Procurement Officer will make the determination of whether the bidder/proposer/contractor has exercised Good Faith Efforts.

1.11. Non-Compliance

A. Each of the following constitutes a material breach of this contract and entitles the City to declare a default, terminate the contract, and exercise those remedies provided for in the contract, at law or in equity:

1. failure to make good faith efforts to satisfy the Contract DBE Participation Goal proposed by the bidder/proposer and accepted by the City; and

2. the contractor, a subcontractor or supplier is disqualified as a DBE, where the status was a factor in the contract award and was misrepresented by the contractor.

If the contractor is determined by the City not to have been involved in any misrepresentation of the status of a disqualified subcontractor or supplier, the contractor must discharge the disqualified subcontractor or supplier and, if possible, identify and engage a qualified DBE as its replacement. Furthermore, contractor's continued eligibility to enter into future contracting arrangements with the City may be jeopardized as a result of non-compliance. The City may withhold payments due to the contractor until corrective action is taken.

B. The contractor's failure to comply with the Contract DBE Participation Goal proposed by the bidder/proposer and accepted by the City, or failure to comply with the provisions of Section IX, DBE Substitutions, will entitle the affected DBEs to recover from the contractor damages suffered by these DBEs as a result of such under- or non-utilization, but this provision will not apply to the extent the under- or non-utilization occurs pursuant to Good Faith Efforts approved by the City, provided that this paragraph 1.11.B shall apply only to contracts funded by the Federal Aviation Administration. *See* 1.12, "Arbitration."

C. For contracts funded in whole, or in part, by Federal Highway Administration, Federal Transit Administration, Illinois Department of Transportation: When the contract requirements are completed, in the event that the City has determined that the bidder/proposer/contractor failed to comply with the Contract DBE Participation Goal proposed by the bidder/proposer/contractor and accepted by the City, the City will thereby be damaged in the failure to provide the benefit of participation to DBEs to the degree set forth in the Special Conditions. Therefore, in such case of non-compliance, the City will deduct as liquidated damages cumulative amounts computed as follows:

For each one percent (or fraction thereof) of shortfall toward the Contract DBE Participation Goal, one percent of the base bid for this contract shall be surrendered by the bidder/proposer to the City of Chicago in payment as liquidated damages.

1.12. Arbitration (FAA Funded Contracts)

A. The contractor hereby agrees that any disputes between the contractor and any affected DBE regarding damages as a result of contractor's under- or non-utilization of the DBE on any contract funded, in whole or in part, by the Federal Aviation Administration may, at the sole discretion of the DBE, be resolved by binding arbitration before an independent arbitrator other than the City, with reasonable expenses, including attorneys' fees, being recoverable by a prevailing DBE in accordance with applicable City regulations. This

provision is intended for the benefit of any DBEs affected by under- or non-utilization and grants them specific third party beneficiary rights. In cases where deemed appropriate by the Contract Compliance Administrator, notification of a dispute by the affected DBE or prime contractor may lead to the withholding of final contract payouts until the City receives a copy of the final arbitration decision. Any rights conferred by this regulation are non-waivable and take precedence over any agreement to the contrary, including those contained in a subcontract, suborder or communicated orally between a contractor and a DBE.

B. If requested by the DBE, the DBE has the right to arbitrate. A DBE desiring to arbitrate must contact the contractor in writing to initiate the arbitration process. Except as otherwise agreed to in writing by the affected parties, subject to the limitation contained in the last sentence of the previous paragraph, within 10 days of the contractor receiving notification of the intent to arbitrate from the DBE the above-described disputes must be arbitrated in accordance with the Commercial Arbitration Rules of the American Arbitration Association (AAA), a not-for-profit agency, with an office at 225 North Michigan Avenue, Suite 1840, Chicago, Illinois 60601-7601. [Phone: (312) 616-6560; Fax: (312) 819-0404]. All such arbitrations must be initiated by the DBE filing a demand for arbitration with the AAA; must be conducted by the AAA; and held in Chicago, Illinois.

C. All fees of the arbitrator are the initial responsibility of the DBE; the arbitrator, however, is authorized to award reasonable expenses, including attorney's and arbitrator fees, as damages to a prevailing DBE.

D. The DBE must send the City a copy of the "Demand for Arbitration" within 10 days after it is filed with the AAA. The DBE also must send the City a copy of the decision of the arbitrator within 10 days of receiving the decision. Judgment upon the award rendered by the arbitrator may be entered in any court of competent jurisdiction.

1.13. **Prime Contractor Assistance**

Prime contractors should themselves assist DBEs in overcoming barriers to program participation. The following instruments of assistance, for example, should be used as applicable:

- Developing solicitations of sub-contract bids so as to increase potential DBE participation. This can take the form of breaking down large subcontracts into smaller ones, and of issuing notice of solicitations in a timely manner.
- Providing technical assistance and guidance in the bidding, estimating and scheduling processes.
- Considering purchasing supplies and/or leasing the required equipment for a job, then subcontracting only for the expertise required to perform the work.
- Providing accelerated payments or establishing pro-rated payment and delivery schedules so as to minimize cash flow problems faced by small firms.
- Providing, waiving or reducing subcontractor bonding requirements; allowing stage bonding (bonding carried over from one project stage to the next).
- Providing a pre-bid conference for potential sub-contractors.

In addition to the employment of DBEs, the bidder/proposer should consider the utilization of DBEs in fields indirectly related to the contract, such as banking, office equipment sales, vehicles sales, mechanical repair, legal and accounting services, building security, graphics and advertising, etc.

1.14. **Record Keeping**

The Contractor shall maintain records of all relevant data with respect to the utilization of DBEs, retaining these records for a period that is the longer of five years or as required by relevant retention schedules after final acceptance of the work. Full access to these records shall be granted to the City of Chicago, Federal or State authorities in this project, the U. S. Department of Justice, or any duly authorized representatives thereof.

1.15. **Assistance Agencies**

Small business guaranteed loans, surety bond guarantees; 8(a) certification:

U. S. Small Business Administration
500 W. Madison Street, Suite 1250
Chicago, Illinois 60601
Attention: Robert Conner
(312)353-4528

S.B.A. Bond Guarantee Program/Surety Bonds
500 W. Madison Street, Suite 1250
Chicago, Illinois 60601
(312)353-7331

S.B.A. Procurement Assistance
500 W. Madison Street, Suite 1250
Chicago, Illinois 60601
Attention: Robert P. Murphy, Assistant Regional Administrator
(312)744-1895

City of Chicago Web site:
www.cityofchicago.org/purchasing

Information on DBE availability in the manufacturing, sales or supplies, and related fields (direct assistance from 42 regional affiliates located throughout the U.S.):

National Minority Supplier
Development Council, Inc.
1040 Avenue of the Americas – 2nd Floor
New York, New York 10018
Attention: Harriet R. Michel
(212)944-2430

Chicago Minority Business Development Council
11 South LaSalle Street – Suite 850
Chicago, Illinois 60603
Attention: Tracye Smith
(312)263-0105

1.16. **Equal Employment Opportunity**

Compliance with DBE requirements will not diminish or supplant Equal Employment Opportunity and Civil Rights provisions as specified elsewhere in this contract and as they relate to prime contractor and subcontractor obligations.

XXIX. FHWA-FORM 1273

Contractor is required to adhere to FHWA-1273 and any changes that may be made to these requirements. Information may be found at: http://www.fhwa.dot.gov/programadmin/contracts/1273/

FHWA-1273 -- Revised May 1, 2012

REQUIRED CONTRACT PROVISIONS
FEDERAL-AID CONSTRUCTION CONTRACTS

I. General
II. Nondiscrimination
III. Nonsegregated Facilities
IV. Davis-Bacon and Related Act Provisions
V. Contract Work Hours and Safety Standards Act Provisions
VI. Subletting or Assigning the Contract
VII. Safety: Accident Prevention
VIII. False Statements Concerning Highway Projects
IX. Implementation of Clean Air Act and Federal Water Pollution Control Act
X. Compliance with Governmentwide Suspension and Debarment Requirements
XI. Certification Regarding Use of Contract Funds for Lobbying

ATTACHMENTS

A. Employment and Materials Preference for Appalachian Development Highway System or Appalachian Local Access Road Contracts (included in Appalachian contracts only)

I. GENERAL

1. Form FHWA-1273 must be physically incorporated in each construction contract funded under Title 23 (excluding emergency contracts solely intended for debris removal). The contractor (or subcontractor) must insert this form in each subcontract and further require its inclusion in all lower tier subcontracts (excluding purchase orders, rental agreements and other agreements for supplies or services).

The applicable requirements of Form FHWA-1273 are incorporated by reference for work done under any purchase order, rental agreement or agreement for other services. The prime contractor shall be responsible for compliance by any subcontractor, lower-tier subcontractor or service provider.

Form FHWA-1273 must be included in all Federal-aid design-build contracts, in all subcontracts and in lower tier subcontracts (excluding subcontracts for design services, purchase orders, rental agreements and other agreements for supplies or services). The design-builder shall be responsible for compliance by any subcontractor, lower-tier subcontractor or service provider.

Contracting agencies may reference Form FHWA-1273 in bid proposal or request for proposal documents, however, the Form FHWA-1273 must be physically incorporated (not referenced) in all contracts, subcontracts and lower-tier subcontracts (excluding purchase orders, rental agreements and other agreements for supplies or services related to a construction contract).

2. Subject to the applicability criteria noted in the following sections, these contract provisions shall apply to all work performed on the contract by the contractor's own organization and with the assistance of workers under the contractor's immediate superintendence and to all work performed on the contract by piecework, station work, or by subcontract.

3. A breach of any of the stipulations contained in these Required Contract Provisions may be sufficient grounds for withholding of progress payments, withholding of final payment, termination of the contract, suspension / debarment or any other action determined to be appropriate by the contracting agency and FHWA.

4. Selection of Labor: During the performance of this contract, the contractor shall not use convict labor for any purpose within the limits of a construction project on a Federal-aid highway unless it is labor performed by convicts who are on parole, supervised release, or probation. The term Federal-aid highway does not include roadways functionally classified as local roads or rural minor collectors.

II. NONDISCRIMINATION

The provisions of this section related to 23 CFR Part 230 are applicable to all Federal-aid construction contracts and to all related construction subcontracts of $10,000 or more. The provisions of 23 CFR Part 230 are not applicable to material supply, engineering, or architectural service contracts.

In addition, the contractor and all subcontractors must comply with the following policies: Executive Order 11246, 41 CFR 60, 29 CFR 1625-1627, Title 23 USC Section 140, the Rehabilitation Act of 1973, as amended (29 USC 794), Title VI of the Civil Rights Act of 1964, as amended, and related regulations including 49 CFR Parts 21, 26 and 27; and 23 CFR Parts 200, 230, and 633.

The contractor and all subcontractors must comply with: the requirements of the Equal Opportunity Clause in 41 CFR 60-1.4(b) and, for all construction contracts exceeding $10,000, the Standard Federal Equal Employment Opportunity Construction Contract Specifications in 41 CFR 60-4.3.

Note: The U.S. Department of Labor has exclusive authority to determine compliance with Executive Order 11246 and the policies of the Secretary of Labor including 41 CFR 60, and 29 CFR 1625-1627. The contracting agency and the FHWA have the authority and the responsibility to ensure compliance with Title 23 USC Section 140, the Rehabilitation Act of 1973, as amended (29 USC 794), and Title VI of the Civil Rights Act of 1964, as amended, and related regulations including 49 CFR Parts 21, 26 and 27; and 23 CFR Parts 200, 230, and 633.

The following provision is adopted from 23 CFR 230, Appendix A, with appropriate revisions to conform to the U.S. Department of Labor (US DOL) and FHWA requirements.

1. Equal Employment Opportunity: Equal employment opportunity (EEO) requirements not to discriminate and to take affirmative action to assure equal opportunity as set forth under laws, executive orders, rules, regulations (28 CFR 35, 29 CFR 1630, 29 CFR 1625-1627, 41 CFR 60 and 49 CFR 27) and orders of the Secretary of Labor as modified by the provisions prescribed herein, and imposed pursuant to 23 U.S.C. 140 shall constitute the EEO and specific affirmative action standards for the contractor's project activities under this contract. The provisions of the Americans with Disabilities Act of 1990 (42 U.S.C. 12101 et seq.) set forth under 28 CFR 35 and 29 CFR 1630 are incorporated by reference in this contract. In the execution of this contract, the contractor agrees to comply with the following minimum specific requirement activities of EEO:

a. The contractor will work with the contracting agency and the Federal Government to ensure that it has made every good faith effort to provide equal opportunity with respect to all of its terms and conditions of employment and in their review of activities under the contract.

b. The contractor will accept as its operating policy the following statement:

"It is the policy of this Company to assure that applicants are employed, and that employees are treated during employment, without regard to their race, religion, sex, color, national origin, age or disability. Such action shall include: employment, upgrading, demotion, or transfer; recruitment or recruitment advertising; layoff or termination; rates of pay or other forms of compensation; and selection for training, including apprenticeship, pre-apprenticeship, and/or on-the-job training."

2. EEO Officer: The contractor will designate and make known to the contracting officers an EEO Officer who will have the responsibility for and must be capable of effectively administering and promoting an active EEO program and who must be assigned adequate authority and responsibility to do so.

3. Dissemination of Policy: All members of the contractor's staff who are authorized to hire, supervise, promote, and discharge employees, or who recommend such action, or who are substantially involved in such action, will be made fully cognizant of, and will implement, the contractor's EEO policy and contractual responsibilities to provide EEO in each grade and classification of employment. To ensure that the above agreement will be met, the following actions will be taken as a minimum:

a. Periodic meetings of supervisory and personnel office employees will be conducted before the start of work and then not less often than once every six months, at which time the contractor's EEO policy and its implementation will be reviewed and explained. The meetings will be conducted by the EEO Officer.

b. All new supervisory or personnel office employees will be given a thorough indoctrination by the EEO Officer, covering all major aspects of the contractor's EEO obligations within thirty days following their reporting for duty with the contractor.

c. All personnel who are engaged in direct recruitment for the project will be instructed by the EEO Officer in the contractor's procedures for locating and hiring minorities and women.

d. Notices and posters setting forth the contractor's EEO policy will be placed in areas readily accessible to employees, applicants for employment and potential employees.

e. The contractor's EEO policy and the procedures to implement such policy will be brought to the attention of employees by means of meetings, employee handbooks, or other appropriate means.

4. Recruitment: When advertising for employees, the contractor will include in all advertisements for employees the notation: "An Equal Opportunity Employer." All such advertisements will be placed in publications having a large circulation among minorities and women in the area from which the project work force would normally be derived.

a. The contractor will, unless precluded by a valid bargaining agreement, conduct systematic and direct recruitment through public and private employee referral sources likely to yield qualified minorities and women. To meet this requirement, the contractor will identify sources of potential minority group employees, and establish with such identified sources procedures whereby minority and women applicants may be referred to the contractor for employment consideration.

b. In the event the contractor has a valid bargaining agreement providing for exclusive hiring hall referrals, the contractor is expected to observe the provisions of that agreement to the extent that the system meets the contractor's compliance with EEO contract provisions. Where implementation of such an agreement has the effect of discriminating against minorities or women, or obligates the contractor to do the same, such implementation violates Federal nondiscrimination provisions.

c. The contractor will encourage its present employees to refer minorities and women as applicants for employment. Information and procedures with regard to referring such applicants will be discussed with employees.

5. Personnel Actions: Wages, working conditions, and employee benefits shall be established and administered, and personnel actions of every type, including hiring, upgrading, promotion, transfer, demotion, layoff, and termination, shall be taken without regard to race, color, religion, sex, national origin, age or disability. The following procedures shall be followed:

a. The contractor will conduct periodic inspections of project sites to insure that working conditions and employee facilities do not indicate discriminatory treatment of project site personnel.

b. The contractor will periodically evaluate the spread of wages paid within each classification to determine any evidence of discriminatory wage practices.

c. The contractor will periodically review selected personnel actions in depth to determine whether there is evidence of discrimination. Where evidence is found, the contractor will promptly take corrective action. If the review indicates that the discrimination may extend beyond the actions reviewed, such corrective action shall include all affected persons.

d. The contractor will promptly investigate all complaints of alleged discrimination made to the contractor in connection with its obligations under this contract, will attempt to resolve such complaints, and will take appropriate corrective action within a reasonable time. If the investigation indicates that the discrimination may affect persons other than the complainant, such corrective action shall include such other persons. Upon completion of each investigation, the contractor will inform every complainant of all of their avenues of appeal.

6. Training and Promotion:

a. The contractor will assist in locating, qualifying, and increasing the skills of minorities and women who are applicants for employment or current employees. Such efforts should be aimed at developing full journey level status employees in the type of trade or job classification involved.

b. Consistent with the contractor's work force requirements and as permissible under Federal and State regulations, the contractor shall make full use of training programs, i.e., apprenticeship, and on-the-job training programs for the geographical area of contract performance. In the event a special provision for training is provided under this contract, this subparagraph will be superseded as indicated in the special provision. The contracting agency may reserve training positions for persons who receive welfare assistance in accordance with 23 U.S.C. 140(a).

c. The contractor will advise employees and applicants for employment of available training programs and entrance requirements for each.

d. The contractor will periodically review the training and promotion potential of employees who are minorities and women and will encourage eligible employees to apply for such training and promotion.

7. Unions: If the contractor relies in whole or in part upon unions as a source of employees, the contractor will use good faith efforts to obtain the cooperation of such unions to increase opportunities for minorities and women. Actions by the contractor, either directly or through a contractor's association acting as agent, will include the procedures set forth below:

a. The contractor will use good faith efforts to develop, in cooperation with the unions, joint training programs aimed toward qualifying more minorities and women for membership in the unions and increasing the skills of minorities and women so that they may qualify for higher paying employment.

b. The contractor will use good faith efforts to incorporate an EEO clause into each union agreement to the end that such union will be contractually bound to refer applicants without regard to their race, color, religion, sex, national origin, age or disability.

c. The contractor is to obtain information as to the referral practices and policies of the labor union except that to the extent such information is within the exclusive possession of the labor union and such labor union refuses to furnish such information to the contractor, the contractor shall so certify to the contracting agency and shall set forth what efforts have been made to obtain such information.

d. In the event the union is unable to provide the contractor with a reasonable flow of referrals within the time limit set forth in the collective bargaining agreement, the contractor will, through independent recruitment efforts, fill the employment vacancies without regard to race, color, religion, sex, national origin, age or disability; making full efforts to obtain qualified and/or qualifiable minorities and women. The failure of a union to provide sufficient referrals (even though it is obligated to provide exclusive referrals under the terms of a collective bargaining agreement) does not relieve the contractor from the requirements of this paragraph. In the event the union referral practice prevents the contractor from meeting the obligations pursuant to Executive Order 11246, as amended, and these special provisions, such contractor shall immediately notify the contracting agency.

8. Reasonable Accommodation for Applicants / Employees with Disabilities: The contractor must be familiar with the requirements for and comply with the Americans with Disabilities Act and all rules and regulations established there under. Employers must provide reasonable accommodation in all employment activities unless to do so would cause an undue hardship.

9. Selection of Subcontractors, Procurement of Materials and Leasing of Equipment: The contractor shall not discriminate on the grounds of race, color, religion, sex, national origin, age or disability in the selection and retention of subcontractors, including procurement of materials and leases of equipment. The contractor shall take all necessary and reasonable steps to ensure nondiscrimination in the administration of this contract.

a. The contractor shall notify all potential subcontractors and suppliers and lessors of their EEO obligations under this contract.

b. The contractor will use good faith efforts to ensure subcontractor compliance with their EEO obligations.

10. Assurance Required by 49 CFR 26.13(b):

a. The requirements of 49 CFR Part 26 and the State DOT's U.S. DOT-approved DBE program are incorporated by reference.

b. The contractor or subcontractor shall not discriminate on the basis of race, color, national origin, or sex in the performance of this contract. The contractor shall carry out applicable requirements of 49 CFR Part 26 in the award and administration of DOT-assisted contracts. Failure by the contractor to carry out these requirements is a material breach of this contract, which may result in the termination of

this contract or such other remedy as the contracting agency deems appropriate.

11. Records and Reports: The contractor shall keep such records as necessary to document compliance with the EEO requirements. Such records shall be retained for a period of three years following the date of the final payment to the contractor for all contract work and shall be available at reasonable times and places for inspection by authorized representatives of the contracting agency and the FHWA.

a. The records kept by the contractor shall document the following:

(1) The number and work hours of minority and non-minority group members and women employed in each work classification on the project;

(2) The progress and efforts being made in cooperation with unions, when applicable, to increase employment opportunities for minorities and women; and

(3) The progress and efforts being made in locating, hiring, training, qualifying, and upgrading minorities and women;

b. The contractors and subcontractors will submit an annual report to the contracting agency each July for the duration of the project, indicating the number of minority, women, and non-minority group employees currently engaged in each work classification required by the contract work. This information is to be reported on Form FHWA-1391. The staffing data should represent the project work force on board in all or any part of the last payroll period preceding the end of July. If on-the-job training is being required by special provision, the contractor will be required to collect and report training data. The employment data should reflect the work force on board during all or any part of the last payroll period preceding the end of July.

III. NONSEGREGATED FACILITIES

This provision is applicable to all Federal-aid construction contracts and to all related construction subcontracts of $10,000 or more.

The contractor must ensure that facilities provided for employees are provided in such a manner that segregation on the basis of race, color, religion, sex, or national origin cannot result. The contractor may neither require such segregated use by written or oral policies nor tolerate such use by employee custom. The contractor's obligation extends further to ensure that its employees are not assigned to perform their services at any location, under the contractor's control, where the facilities are segregated. The term "facilities" includes waiting rooms, work areas, restaurants and other eating areas, time clocks, restrooms, washrooms, locker rooms, and other storage or dressing areas, parking lots, drinking fountains, recreation or entertainment areas, transportation, and housing provided for employees. The contractor shall provide separate or single-user restrooms and necessary dressing or sleeping areas to assure privacy between sexes.

IV. DAVIS-BACON AND RELATED ACT PROVISIONS

This section is applicable to all Federal-aid construction projects exceeding $2,000 and to all related subcontracts and lower-tier subcontracts (regardless of subcontract size). The requirements apply to all projects located within the right-of-way of a roadway that is functionally classified as Federal-aid highway. This excludes roadways functionally classified as local roads or rural minor collectors, which are exempt. Contracting agencies may elect to apply these requirements to other projects.
The following provisions are from the U.S. Department of Labor regulations in 29 CFR 5.5 “Contract provisions and related matters” with minor revisions to conform to the FHWA-1273 format and FHWA program requirements.

1. Minimum wages

a. All laborers and mechanics employed or working upon the site of the work, will be paid unconditionally and not less often than once a week, and without subsequent deduction or rebate on any account (except such payroll deductions as are permitted by regulations issued by the Secretary of Labor under the Copeland Act (29 CFR part 3)), the full amount of wages and bona fide fringe benefits (or cash equivalents thereof) due at time of payment computed at rates not less than those contained in the wage determination of the Secretary of Labor which is attached hereto and made a part hereof, regardless of any contractual relationship which may be alleged to exist between the contractor and such laborers and mechanics.
Contributions made or costs reasonably anticipated for bona fide fringe benefits under section 1(b)(2) of the Davis-Bacon Act on behalf of laborers or mechanics are considered wages paid to such laborers or mechanics, subject to the provisions of paragraph 1.d. of this section; also, regular contributions made or costs incurred for more than a weekly period (but not less often than quarterly) under plans, funds, or programs which cover the particular weekly period, are deemed to be constructively made or incurred during such weekly period. Such laborers and mechanics shall be paid the appropriate wage rate and fringe benefits on the wage determination for the classification of work actually performed, without regard to skill, except as provided in 29 CFR 5.5(a)(4). Laborers or mechanics performing work in more than one classification may be compensated at the rate specified for each classification for the time actually worked therein: Provided, That the employer's payroll records accurately set forth the time spent in each classification in which work is performed. The wage determination (including any additional classification and wage rates conformed under paragraph 1.b. of this section) and the Davis-Bacon poster (WH–1321) shall be posted at all times by the contractor and its subcontractors at the site of the work in a prominent and accessible place where it can be easily seen by the workers.

b. (1) The contracting officer shall require that any class of laborers or mechanics, including helpers, which is not listed in the wage determination and which is to be employed under the contract shall be classified in conformance with the wage determination. The contracting officer shall approve an additional classification and wage rate and fringe benefits therefore only when the following criteria have been met:

(i) The work to be performed by the classification requested is not performed by a classification in the wage determination; and

(ii) The classification is utilized in the area by the construction industry; and

(iii) The proposed wage rate, including any bona fide fringe benefits, bears a reasonable relationship to the wage rates contained in the wage determination.

(2) If the contractor and the laborers and mechanics to be employed in the classification (if known), or their representatives, and the contracting officer agree on the classification and wage rate (including the amount designated for fringe benefits where appropriate), a report of the action taken shall be sent by the contracting officer to the Administrator of the Wage and Hour Division, Employment Standards Administration, U.S. Department of Labor, Washington, DC 20210. The Administrator, or an authorized representative, will approve, modify, or disapprove every additional classification action within 30 days of receipt and so advise the contracting officer or will notify the contracting officer within the 30-day period that additional time is necessary.

(3) In the event the contractor, the laborers or mechanics to be employed in the classification or their representatives, and the contracting officer do not agree on the proposed classification and wage rate (including the amount designated for fringe benefits, where appropriate), the contracting officer shall refer the questions, including the views of all interested parties and the recommendation of the contracting officer, to the Wage and Hour Administrator for determination. The Wage and Hour Administrator, or an authorized representative, will issue a determination within 30 days of receipt and so advise the contracting officer or will notify the contracting officer within the 30-day period that additional time is necessary.

(4) The wage rate (including fringe benefits where appropriate) determined pursuant to paragraphs 1.b.(2) or 1.b.(3) of this section, shall be paid to all workers performing work in the classification under this contract from the first day on which work is performed in the classification.

c. Whenever the minimum wage rate prescribed in the contract for a class of laborers or mechanics includes a fringe benefit which is not expressed as an hourly rate, the contractor shall either pay the benefit as stated in the wage determination or shall pay another bona fide fringe benefit or an hourly cash equivalent thereof.

d. If the contractor does not make payments to a trustee or other third person, the contractor may consider as part of the wages of any laborer or mechanic the amount of any costs reasonably anticipated in providing bona fide fringe benefits under a plan or program, Provided, That the Secretary of Labor has found, upon the written request of the contractor, that the applicable standards of the Davis-Bacon Act have been met. The Secretary of Labor may require the contractor to set aside in a separate account assets for the meeting of obligations under the plan or program.

2. Withholding

The contracting agency shall upon its own action or upon written request of an authorized representative of the Department of Labor, withhold or cause to be withheld from the contractor under this contract, or any other Federal contract with the same prime contractor, or any other federally-assisted contract subject to Davis-Bacon prevailing wage requirements, which is held by the same prime contractor, so much of the accrued payments or advances as may be considered necessary to pay laborers and mechanics, including apprentices, trainees, and helpers, employed by the contractor or any subcontractor the full amount of wages required by the contract. In the event of failure to pay any laborer or mechanic, including any apprentice, trainee, or helper, employed or working on the site of the work, all or part of the wages required by the contract, the contracting agency may, after written notice to the contractor, take such action as may be necessary to cause the suspension of any further payment, advance, or guarantee of funds until such violations have ceased.

3. Payrolls and basic records

a. Payrolls and basic records relating thereto shall be maintained by the contractor during the course of the work and preserved for a period of three years thereafter for all laborers and mechanics working at the site of the work. Such records shall contain the name, address, and social security number of each such worker, his or her correct classification, hourly rates of wages paid (including rates of contributions or costs anticipated for bona fide fringe benefits or cash equivalents thereof of the types described in section 1(b)(2)(B) of the Davis-Bacon Act), daily and weekly number of hours worked, deductions made and actual wages paid. Whenever the Secretary of Labor has found under 29 CFR 5.5(a)(1)(iv) that the wages of any laborer or mechanic include the amount of any costs reasonably anticipated in providing benefits under a plan or program described in section 1(b)(2)(B) of the Davis-Bacon Act, the contractor shall maintain records which show that the commitment to provide such benefits is enforceable, that the plan or program is financially responsible, and that the plan or program has been communicated in writing to the laborers or mechanics affected, and records which show the costs anticipated or the actual cost incurred in providing such benefits. Contractors employing apprentices or trainees under approved programs shall maintain written evidence of the registration of apprenticeship programs and certification of trainee programs, the registration of the apprentices and trainees, and the ratios and wage rates prescribed in the applicable programs.

b. (1) The contractor shall submit weekly for each week in which any contract work is performed a copy of all payrolls to the contracting agency. The payrolls submitted shall set out accurately and completely all of the information required to be maintained under 29 CFR 5.5(a)(3)(i), except that full social security numbers and home addresses shall not be included on weekly transmittals. Instead the payrolls shall only need to include an individually identifying number for each employee (e.g. , the last four digits of the employee's social security number). The required weekly payroll information may be submitted in any form desired. Optional Form WH–347 is available for this purpose from the Wage and Hour Division Web site at http://www.dol.gov/esa/whd/forms/wh347instr.htm or its successor site. The prime contractor is responsible for the submission of copies of payrolls by all subcontractors. Contractors and subcontractors shall maintain the full social security number and current address of each covered worker, and shall provide them upon request to the contracting agency for transmission to the State DOT, the

FHWA or the Wage and Hour Division of the Department of Labor for purposes of an investigation or audit of compliance with prevailing wage requirements. It is not a violation of this section for a prime contractor to require a subcontractor to provide addresses and social security numbers to the prime contractor for its own records, without weekly submission to the contracting agency..

(2) Each payroll submitted shall be accompanied by a "Statement of Compliance," signed by the contractor or subcontractor or his or her agent who pays or supervises the payment of the persons employed under the contract and shall certify the following:

(i) That the payroll for the payroll period contains the information required to be provided under §5.5 (a)(3)(ii) of Regulations, 29 CFR part 5, the appropriate information is being maintained under §5.5 (a)(3)(i) of Regulations, 29 CFR part 5, and that such information is correct and complete;

(ii) That each laborer or mechanic (including each helper, apprentice, and trainee) employed on the contract during the payroll period has been paid the full weekly wages earned, without rebate, either directly or indirectly, and that no deductions have been made either directly or indirectly from the full wages earned, other than permissible deductions as set forth in Regulations, 29 CFR part 3;

(iii) That each laborer or mechanic has been paid not less than the applicable wage rates and fringe benefits or cash equivalents for the classification of work performed, as specified in the applicable wage determination incorporated into the contract.

(3) The weekly submission of a properly executed certification set forth on the reverse side of Optional Form WH–347 shall satisfy the requirement for submission of the "Statement of Compliance" required by paragraph 3.b.(2) of this section.

(4) The falsification of any of the above certifications may subject the contractor or subcontractor to civil or criminal prosecution under section 1001 of title 18 and section 231 of title 31 of the United States Code.

c. The contractor or subcontractor shall make the records required under paragraph 3.a. of this section available for inspection, copying, or transcription by authorized representatives of the contracting agency, the State DOT, the FHWA, or the Department of Labor, and shall permit such representatives to interview employees during working hours on the job. If the contractor or subcontractor fails to submit the required records or to make them available, the FHWA may, after written notice to the contractor, the contracting agency or the State DOT, take such action as may be necessary to cause the suspension of any further payment, advance, or guarantee of funds. Furthermore, failure to submit the required records upon request or to make such records available may be grounds for debarment action pursuant to 29 CFR 5.12.

4. Apprentices and trainees

a. Apprentices (programs of the USDOL).

Apprentices will be permitted to work at less than the predetermined rate for the work they performed when they are employed pursuant to and individually registered in a bona fide apprenticeship program registered with the U.S. Department of Labor, Employment and Training Administration, Office of Apprenticeship Training, Employer and Labor Services, or with a State Apprenticeship Agency recognized by the Office, or if a person is employed in his or her first 90 days of probationary employment as an apprentice in such an apprenticeship program, who is not individually registered in the program, but who has been certified by the Office of Apprenticeship Training, Employer and Labor Services or a State Apprenticeship Agency (where appropriate) to be eligible for probationary employment as an apprentice.

The allowable ratio of apprentices to journeymen on the job site in any craft classification shall not be greater than the ratio permitted to the contractor as to the entire work force under the registered program. Any worker listed on a payroll at an apprentice wage rate, who is not registered or otherwise employed as stated above, shall be paid not less than the applicable wage rate on the wage determination for the classification of work actually performed. In addition, any apprentice performing work on the job site in excess of the ratio permitted under the registered program shall be paid not less than the applicable wage rate on the wage determination for the work actually performed. Where a contractor is performing construction on a project in a locality other than that in which its program is registered, the ratios and wage rates (expressed in percentages of the journeyman's hourly rate) specified in the contractor's or subcontractor's registered program shall be observed.

Every apprentice must be paid at not less than the rate specified in the registered program for the apprentice's level of progress, expressed as a percentage of the journeymen hourly rate specified in the applicable wage determination. Apprentices shall be paid fringe benefits in accordance with the provisions of the apprenticeship program. If the apprenticeship program does not specify fringe benefits, apprentices must be paid the full amount of fringe benefits listed on the wage determination for the applicable classification. If the Administrator determines that a different practice prevails for the applicable apprentice classification, fringes shall be paid in accordance with that determination. In the event the Office of Apprenticeship Training, Employer and Labor Services, or a State Apprenticeship Agency recognized by the Office, withdraws approval of an apprenticeship program, the contractor will no longer be permitted to utilize apprentices at less than the applicable predetermined rate for the work performed until an acceptable program is approved.

b. Trainees (programs of the USDOL).

Except as provided in 29 CFR 5.16, trainees will not be permitted to work at less than the predetermined rate for the work performed unless they are employed pursuant to and individually registered in a program which has received prior approval, evidenced by formal certification by the U.S. Department of Labor, Employment and Training Administration.

The ratio of trainees to journeymen on the job site shall not be greater than permitted under the plan approved by the Employment and Training Administration.

Every trainee must be paid at not less than the rate specified in the approved program for the trainee's level of progress, expressed as a percentage of the journeyman hourly rate specified in the applicable wage determination. Trainees shall be paid fringe benefits in accordance with the

provisions of the trainee program. If the trainee program does not mention fringe benefits, trainees shall be paid the full amount of fringe benefits listed on the wage determination unless the Administrator of the Wage and Hour Division determines that there is an apprenticeship program associated with the corresponding journeyman wage rate on the wage determination which provides for less than full fringe benefits for apprentices. Any employee listed on the payroll at a trainee rate who is not registered and participating in a training plan approved by the Employment and Training Administration shall be paid not less than the applicable wage rate on the wage determination for the classification of work actually performed. In addition, any trainee performing work on the job site in excess of the ratio permitted under the registered program shall be paid not less than the applicable wage rate on the wage determination for the work actually performed.

In the event the Employment and Training Administration withdraws approval of a training program, the contractor will no longer be permitted to utilize trainees at less than the applicable predetermined rate for the work performed until an acceptable program is approved.

c. Equal employment opportunity. The utilization of apprentices, trainees and journeymen under this part shall be in conformity with the equal employment opportunity requirements of Executive Order 11246, as amended, and 29 CFR part 30.

d. Apprentices and Trainees (programs of the U.S. DOT). Apprentices and trainees working under apprenticeship and skill training programs which have been certified by the Secretary of Transportation as promoting EEO in connection with Federal-aid highway construction programs are not subject to the requirements of paragraph 4 of this Section IV. The straight time hourly wage rates for apprentices and trainees under such programs will be established by the particular programs. The ratio of apprentices and trainees to journeymen shall not be greater than permitted by the terms of the particular program.

5. Compliance with Copeland Act requirements. The contractor shall comply with the requirements of 29 CFR part 3, which are incorporated by reference in this contract.

6. Subcontracts. The contractor or subcontractor shall insert Form FHWA-1273 in any subcontracts and also require the subcontractors to include Form FHWA-1273 in any lower tier subcontracts. The prime contractor shall be responsible for the compliance by any subcontractor or lower tier subcontractor with all the contract clauses in 29 CFR 5.5.

7. Contract termination: debarment. A breach of the contract clauses in 29 CFR 5.5 may be grounds for termination of the contract, and for debarment as a contractor and a subcontractor as provided in 29 CFR 5.12.

8. Compliance with Davis-Bacon and Related Act requirements. All rulings and interpretations of the Davis-Bacon and Related Acts contained in 29 CFR parts 1, 3, and 5 are herein incorporated by reference in this contract.

9. Disputes concerning labor standards. Disputes arising out of the labor standards provisions of this contract shall not be subject to the general disputes clause of this contract. Such disputes shall be resolved in accordance with the procedures of the Department of Labor set forth in 29 CFR parts 5, 6, and 7. Disputes within the meaning of this clause include disputes between the contractor (or any of its subcontractors) and the contracting agency, the U.S. Department of Labor, or the employees or their representatives.

10. Certification of eligibility.

a. By entering into this contract, the contractor certifies that neither it (nor he or she) nor any person or firm who has an interest in the contractor's firm is a person or firm ineligible to be awarded Government contracts by virtue of section 3(a) of the Davis-Bacon Act or 29 CFR 5.12(a)(1).

b. No part of this contract shall be subcontracted to any person or firm ineligible for award of a Government contract by virtue of section 3(a) of the Davis-Bacon Act or 29 CFR 5.12(a)(1).

c. The penalty for making false statements is prescribed in the U.S. Criminal Code, 18 U.S.C. 1001.

V. CONTRACT WORK HOURS AND SAFETY STANDARDS ACT

The following clauses apply to any Federal-aid construction contract in an amount in excess of $100,000 and subject to the overtime provisions of the Contract Work Hours and Safety Standards Act. These clauses shall be inserted in addition to the clauses required by 29 CFR 5.5(a) or 29 CFR 4.6. As used in this paragraph, the terms laborers and mechanics include watchmen and guards.

1. Overtime requirements. No contractor or subcontractor contracting for any part of the contract work which may require or involve the employment of laborers or mechanics shall require or permit any such laborer or mechanic in any workweek in which he or she is employed on such work to work in excess of forty hours in such workweek unless such laborer or mechanic receives compensation at a rate not less than one and one-half times the basic rate of pay for all hours worked in excess of forty hours in such workweek.

2. Violation; liability for unpaid wages; liquidated damages. In the event of any violation of the clause set forth in paragraph (1.) of this section, the contractor and any subcontractor responsible therefor shall be liable for the unpaid wages. In addition, such contractor and subcontractor shall be liable to the United States (in the case of work done under contract for the District of Columbia or a territory, to such District or to such territory), for liquidated damages. Such liquidated damages shall be computed with respect to each individual laborer or mechanic, including watchmen and guards, employed in violation of the clause set forth in paragraph (1.) of this section, in the sum of $10 for each calendar day on which such individual was required or permitted to work in excess of the standard workweek of forty hours without payment of the overtime wages required by the clause set forth in paragraph (1.) of this section.

3. Withholding for unpaid wages and liquidated damages. The FHWA or the contacting agency shall upon its own action or upon written request of an authorized representative of the Department of Labor withhold or cause to be withheld, from any moneys payable on account of work

performed by the contractor or subcontractor under any such contract or any other Federal contract with the same prime contractor, or any other federally-assisted contract subject to the Contract Work Hours and Safety Standards Act, which is held by the same prime contractor, such sums as may be determined to be necessary to satisfy any liabilities of such contractor or subcontractor for unpaid wages and liquidated damages as provided in the clause set forth in paragraph (2.) of this section.

4. Subcontracts. The contractor or subcontractor shall insert in any subcontracts the clauses set forth in paragraph (1.) through (4.) of this section and also a clause requiring the subcontractors to include these clauses in any lower tier subcontracts. The prime contractor shall be responsible for compliance by any subcontractor or lower tier subcontractor with the clauses set forth in paragraphs (1.) through (4.) of this section.

VI. SUBLETTING OR ASSIGNING THE CONTRACT

This provision is applicable to all Federal-aid construction contracts on the National Highway System.

1. The contractor shall perform with its own organization contract work amounting to not less than 30 percent (or a greater percentage if specified elsewhere in the contract) of the total original contract price, excluding any specialty items designated by the contracting agency. Specialty items may be performed by subcontract and the amount of any such specialty items performed may be deducted from the total original contract price before computing the amount of work required to be performed by the contractor's own organization (23 CFR 635.116).

a. The term “perform work with its own organization” refers to workers employed or leased by the prime contractor, and equipment owned or rented by the prime contractor, with or without operators. Such term does not include employees or equipment of a subcontractor or lower tier subcontractor, agents of the prime contractor, or any other assignees. The term may include payments for the costs of hiring leased employees from an employee leasing firm meeting all relevant Federal and State regulatory requirements. Leased employees may only be included in this term if the prime contractor meets all of the following conditions:

(1) the prime contractor maintains control over the supervision of the day-to-day activities of the leased employees;
(2) the prime contractor remains responsible for the quality of the work of the leased employees;
(3) the prime contractor retains all power to accept or exclude individual employees from work on the project; and
(4) the prime contractor remains ultimately responsible for the payment of predetermined minimum wages, the submission of payrolls, statements of compliance and all other Federal regulatory requirements.

b. "Specialty Items" shall be construed to be limited to work that requires highly specialized knowledge, abilities, or equipment not ordinarily available in the type of contracting organizations qualified and expected to bid or propose on the contract as a whole and in general are to be limited to minor components of the overall contract.

2. The contract amount upon which the requirements set forth in paragraph (1) of Section VI is computed includes the cost of material and manufactured products which are to be purchased or produced by the contractor under the contract provisions.

3. The contractor shall furnish (a) a competent superintendent or supervisor who is employed by the firm, has full authority to direct performance of the work in accordance with the contract requirements, and is in charge of all construction operations (regardless of who performs the work) and (b) such other of its own organizational resources (supervision, management, and engineering services) as the contracting officer determines is necessary to assure the performance of the contract.

4. No portion of the contract shall be sublet, assigned or otherwise disposed of except with the written consent of the contracting officer, or authorized representative, and such consent when given shall not be construed to relieve the contractor of any responsibility for the fulfillment of the contract. Written consent will be given only after the contracting agency has assured that each subcontract is evidenced in writing and that it contains all pertinent provisions and requirements of the prime contract.

5. The 30% self-performance requirement of paragraph (1) is not applicable to design-build contracts; however, contracting agencies may establish their own self-performance requirements.

VII. SAFETY: ACCIDENT PREVENTION

This provision is applicable to all Federal-aid construction contracts and to all related subcontracts.

1. In the performance of this contract the contractor shall comply with all applicable Federal, State, and local laws governing safety, health, and sanitation (23 CFR 635). The contractor shall provide all safeguards, safety devices and protective equipment and take any other needed actions as it determines, or as the contracting officer may determine, to be reasonably necessary to protect the life and health of employees on the job and the safety of the public and to protect property in connection with the performance of the work covered by the contract.

2. It is a condition of this contract, and shall be made a condition of each subcontract, which the contractor enters into pursuant to this contract, that the contractor and any subcontractor shall not permit any employee, in performance of the contract, to work in surroundings or under conditions which are unsanitary, hazardous or dangerous to his/her health or safety, as determined under construction safety and health standards (29 CFR 1926) promulgated by the Secretary of Labor, in accordance with Section 107 of the Contract Work Hours and Safety Standards Act (40 U.S.C. 3704).

3. Pursuant to 29 CFR 1926.3, it is a condition of this contract that the Secretary of Labor or authorized representative thereof, shall have right of entry to any site of contract performance to inspect or investigate the matter of compliance with the construction safety and health standards

and to carry out the duties of the Secretary under Section 107 of the Contract Work Hours and Safety Standards Act (40 U.S.C.3704).

VIII. FALSE STATEMENTS CONCERNING HIGHWAY PROJECTS

This provision is applicable to all Federal-aid construction contracts and to all related subcontracts.

In order to assure high quality and durable construction in conformity with approved plans and specifications and a high degree of reliability on statements and representations made by engineers, contractors, suppliers, and workers on Federal-aid highway projects, it is essential that all persons concerned with the project perform their functions as carefully, thoroughly, and honestly as possible. Willful falsification, distortion, or misrepresentation with respect to any facts related to the project is a violation of Federal law. To prevent any misunderstanding regarding the seriousness of these and similar acts, Form FHWA-1022 shall be posted on each Federal-aid highway project (23 CFR 635) in one or more places where it is readily available to all persons concerned with the project:

18 U.S.C. 1020 reads as follows:

"Whoever, being an officer, agent, or employee of the United States, or of any State or Territory, or whoever, whether a person, association, firm, or corporation, knowingly makes any false statement, false representation, or false report as to the character, quality, quantity, or cost of the material used or to be used, or the quantity or quality of the work performed or to be performed, or the cost thereof in connection with the submission of plans, maps, specifications, contracts, or costs of construction on any highway or related project submitted for approval to the Secretary of Transportation; or

Whoever knowingly makes any false statement, false representation, false report or false claim with respect to the character, quality, quantity, or cost of any work performed or to be performed, or materials furnished or to be furnished, in connection with the construction of any highway or related project approved by the Secretary of Transportation; or

Whoever knowingly makes any false statement or false representation as to material fact in any statement, certificate, or report submitted pursuant to provisions of the Federal-aid Roads Act approved July 1, 1916, (39 Stat. 355), as amended and supplemented;

Shall be fined under this title or imprisoned not more than 5 years or both."

IX. IMPLEMENTATION OF CLEAN AIR ACT AND FEDERAL WATER POLLUTION CONTROL ACT

This provision is applicable to all Federal-aid construction contracts and to all related subcontracts.

By submission of this bid/proposal or the execution of this contract, or subcontract, as appropriate, the bidder, proposer, Federal-aid construction contractor, or subcontractor, as appropriate, will be deemed to have stipulated as follows:

1. That any person who is or will be utilized in the performance of this contract is not prohibited from receiving an award due to a violation of Section 508 of the Clean Water Act or Section 306 of the Clean Air Act.
2. That the contractor agrees to include or cause to be included the requirements of paragraph (1) of this Section X in every subcontract, and further agrees to take such action as the contracting agency may direct as a means of enforcing such requirements.

X. CERTIFICATION REGARDING DEBARMENT, SUSPENSION, INELIGIBILITY AND VOLUNTARY EXCLUSION

This provision is applicable to all Federal-aid construction contracts, design-build contracts, subcontracts, lower-tier subcontracts, purchase orders, lease agreements, consultant contracts or any other covered transaction requiring FHWA approval or that is estimated to cost $25,000 or more – as defined in 2 CFR Parts 180 and 1200.

1. Instructions for Certification – First Tier Participants:

a. By signing and submitting this proposal, the prospective first tier participant is providing the certification set out below.

b. The inability of a person to provide the certification set out below will not necessarily result in denial of participation in this covered transaction. The prospective first tier participant shall submit an explanation of why it cannot provide the certification set out below. The certification or explanation will be considered in connection with the department or agency's determination whether to enter into this transaction. However, failure of the prospective first tier participant to furnish a certification or an explanation shall disqualify such a person from participation in this transaction.

c. The certification in this clause is a material representation of fact upon which reliance was placed when the contracting agency determined to enter into this transaction. If it is later determined that the prospective participant knowingly rendered an erroneous certification, in addition to other remedies available to the Federal Government, the contracting agency may terminate this transaction for cause of default.

d. The prospective first tier participant shall provide immediate written notice to the contracting agency to whom this proposal is submitted if any time the prospective first tier participant learns that its certification was erroneous when submitted or has become erroneous by reason of changed circumstances.

e. The terms "covered transaction," "debarred," "suspended," "ineligible," "participant," "person," "principal," and "voluntarily excluded," as used in this clause, are defined in 2 CFR Parts 180 and 1200. “First Tier Covered Transactions” refers to any covered transaction between a grantee or subgrantee of Federal funds and a participant (such as the prime or general contract). “Lower Tier Covered Transactions” refers to any covered transaction

under a First Tier Covered Transaction (such as subcontracts). "First Tier Participant" refers to the participant who has entered into a covered transaction with a grantee or subgrantee of Federal funds (such as the prime or general contractor). "Lower Tier Participant" refers any participant who has entered into a covered transaction with a First Tier Participant or other Lower Tier Participants (such as subcontractors and suppliers).

f. The prospective first tier participant agrees by submitting this proposal that, should the proposed covered transaction be entered into, it shall not knowingly enter into any lower tier covered transaction with a person who is debarred, suspended, declared ineligible, or voluntarily excluded from participation in this covered transaction, unless authorized by the department or agency entering into this transaction.

g. The prospective first tier participant further agrees by submitting this proposal that it will include the clause titled "Certification Regarding Debarment, Suspension, Ineligibility and Voluntary Exclusion-Lower Tier Covered Transactions," provided by the department or contracting agency, entering into this covered transaction, without modification, in all lower tier covered transactions and in all solicitations for lower tier covered transactions exceeding the $25,000 threshold.

h. A participant in a covered transaction may rely upon a certification of a prospective participant in a lower tier covered transaction that is not debarred, suspended, ineligible, or voluntarily excluded from the covered transaction, unless it knows that the certification is erroneous. A participant is responsible for ensuring that its principals are not suspended, debarred, or otherwise ineligible to participate in covered transactions. To verify the eligibility of its principals, as well as the eligibility of any lower tier prospective participants, each participant may, but is not required to, check the Excluded Parties List System website (https://www.epls.gov/), which is compiled by the General Services Administration.

i. Nothing contained in the foregoing shall be construed to require the establishment of a system of records in order to render in good faith the certification required by this clause. The knowledge and information of the prospective participant is not required to exceed that which is normally possessed by a prudent person in the ordinary course of business dealings.

j. Except for transactions authorized under paragraph (f) of these instructions, if a participant in a covered transaction knowingly enters into a lower tier covered transaction with a person who is suspended, debarred, ineligible, or voluntarily excluded from participation in this transaction, in addition to other remedies available to the Federal Government, the department or agency may terminate this transaction for cause or default.

* * * * *

2. Certification Regarding Debarment, Suspension, Ineligibility and Voluntary Exclusion – First Tier Participants:

a. The prospective first tier participant certifies to the best of its knowledge and belief, that it and its principals:

(1) Are not presently debarred, suspended, proposed for debarment, declared ineligible, or voluntarily excluded from participating in covered transactions by any Federal department or agency;

(2) Have not within a three-year period preceding this proposal been convicted of or had a civil judgment rendered against them for commission of fraud or a criminal offense in connection with obtaining, attempting to obtain, or performing a public (Federal, State or local) transaction or contract under a public transaction; violation of Federal or State antitrust statutes or commission of embezzlement, theft, forgery, bribery, falsification or destruction of records, making false statements, or receiving stolen property;

(3) Are not presently indicted for or otherwise criminally or civilly charged by a governmental entity (Federal, State or local) with commission of any of the offenses enumerated in paragraph (a)(2) of this certification; and

(4) Have not within a three-year period preceding this application/proposal had one or more public transactions (Federal, State or local) terminated for cause or default.

b. Where the prospective participant is unable to certify to any of the statements in this certification, such prospective participant shall attach an explanation to this proposal.

2. Instructions for Certification - Lower Tier Participants:

(Applicable to all subcontracts, purchase orders and other lower tier transactions requiring prior FHWA approval or estimated to cost $25,000 or more - 2 CFR Parts 180 and 1200)

a. By signing and submitting this proposal, the prospective lower tier is providing the certification set out below.

b. The certification in this clause is a material representation of fact upon which reliance was placed when this transaction was entered into. If it is later determined that the prospective lower tier participant knowingly rendered an erroneous certification, in addition to other remedies available to the Federal Government, the department, or agency with which this transaction originated may pursue available remedies, including suspension and/or debarment.

c. The prospective lower tier participant shall provide immediate written notice to the person to which this proposal is submitted if at any time the prospective lower tier participant learns that its certification was erroneous by reason of changed circumstances.

d. The terms "covered transaction," "debarred," "suspended," "ineligible," "participant," "person," "principal," and "voluntarily excluded," as used in this clause, are defined in 2 CFR Parts 180 and 1200. You may contact the person to which this proposal is submitted for assistance in obtaining a copy of those regulations. "First Tier Covered Transactions" refers to any covered transaction between a grantee or subgrantee of Federal funds and a participant (such as the prime or general contract). "Lower Tier Covered Transactions" refers to any covered transaction under a First Tier Covered Transaction (such as

subcontracts). "First Tier Participant" refers to the participant who has entered into a covered transaction with a grantee or subgrantee of Federal funds (such as the prime or general contractor). "Lower Tier Participant" refers any participant who has entered into a covered transaction with a First Tier Participant or other Lower Tier Participants (such as subcontractors and suppliers).

e. The prospective lower tier participant agrees by submitting this proposal that, should the proposed covered transaction be entered into, it shall not knowingly enter into any lower tier covered transaction with a person who is debarred, suspended, declared ineligible, or voluntarily excluded from participation in this covered transaction, unless authorized by the department or agency with which this transaction originated.

f. The prospective lower tier participant further agrees by submitting this proposal that it will include this clause titled "Certification Regarding Debarment, Suspension, Ineligibility and Voluntary Exclusion-Lower Tier Covered Transaction," without modification, in all lower tier covered transactions and in all solicitations for lower tier covered transactions exceeding the $25,000 threshold.

g. A participant in a covered transaction may rely upon a certification of a prospective participant in a lower tier covered transaction that is not debarred, suspended, ineligible, or voluntarily excluded from the covered transaction, unless it knows that the certification is erroneous. A participant is responsible for ensuring that its principals are not suspended, debarred, or otherwise ineligible to participate in covered transactions. To verify the eligibility of its principals, as well as the eligibility of any lower tier prospective participants, each participant may, but is not required to, check the Excluded Parties List System website (https://www.epls.gov/), which is compiled by the General Services Administration.

h. Nothing contained in the foregoing shall be construed to require establishment of a system of records in order to render in good faith the certification required by this clause. The knowledge and information of participant is not required to exceed that which is normally possessed by a prudent person in the ordinary course of business dealings.

i. Except for transactions authorized under paragraph e of these instructions, if a participant in a covered transaction knowingly enters into a lower tier covered transaction with a person who is suspended, debarred, ineligible, or voluntarily excluded from participation in this transaction, in addition to other remedies available to the Federal Government, the department or agency with which this transaction originated may pursue available remedies, including suspension and/or debarment.

* * * * *

Certification Regarding Debarment, Suspension, Ineligibility and Voluntary Exclusion--Lower Tier Participants:

1. The prospective lower tier participant certifies, by submission of this proposal, that neither it nor its principals is presently debarred, suspended, proposed for debarment, declared ineligible, or voluntarily excluded from participating in covered transactions by any Federal department or agency.

2. Where the prospective lower tier participant is unable to certify to any of the statements in this certification, such prospective participant shall attach an explanation to this proposal.

* * * * *

XI. CERTIFICATION REGARDING USE OF CONTRACT FUNDS FOR LOBBYING

This provision is applicable to all Federal-aid construction contracts and to all related subcontracts which exceed $100,000 (49 CFR 20).

1. The prospective participant certifies, by signing and submitting this bid or proposal, to the best of his or her knowledge and belief, that:

a. No Federal appropriated funds have been paid or will be paid, by or on behalf of the undersigned, to any person for influencing or attempting to influence an officer or employee of any Federal agency, a Member of Congress, an officer or employee of Congress, or an employee of a Member of Congress in connection with the awarding of any Federal contract, the making of any Federal grant, the making of any Federal loan, the entering into of any cooperative agreement, and the extension, continuation, renewal, amendment, or modification of any Federal contract, grant, loan, or cooperative agreement.

b. If any funds other than Federal appropriated funds have been paid or will be paid to any person for influencing or attempting to influence an officer or employee of any Federal agency, a Member of Congress, an officer or employee of Congress, or an employee of a Member of Congress in connection with this Federal contract, grant, loan, or cooperative agreement, the undersigned shall complete and submit Standard Form-LLL, "Disclosure Form to Report Lobbying," in accordance with its instructions.

2. This certification is a material representation of fact upon which reliance was placed when this transaction was made or entered into. Submission of this certification is a prerequisite for making or entering into this transaction imposed by 31 U.S.C. 1352. Any person who fails to file the required certification shall be subject to a civil penalty of not less than $10,000 and not more than $100,000 for each such failure.

3. The prospective participant also agrees by submitting its bid or proposal that the participant shall require that the language of this certification be included in all lower tier subcontracts, which exceed $100,000 and that all such recipients shall certify and disclose accordingly.

BOOK 2
INSTRUCTION AND EXECUTION DOCUMENTS

ARTERIAL STREET RESURFACING
FAR SOUTH AREA – PROJECT NO. 94

C.D.O.T. PROJECT NO.:	**B-7-176**
SPECIFICATION NO.:	**1204790**
F.A. PROJECT NO.:	**XSSJ(274)**
STATE JOB NO.:	**C-88-012-20**
CITY SECTION NO.:	**17-B7176-00-RS**

CITY OF CHICAGO

LORI E. LIGHTFOOT
MAYOR

DEPARTMENT OF TRANSPORTATION

GIA BIAGI
Commissioner – Department of Transportation
Suite 1100, 2 North LaSalle Street
Chicago, Illinois 60602-2570

DANIEL BURKE, P.E., S.E.
Managing Deputy Commissioner – Division of Engineering

Issued by the
DEPARTMENT OF PROCUREMENT SERVICES

Document Printed May 2021

All Signatures To Be Sworn To Before A Notary Public

Any contract entered into as a result of this bid process is governed by the terms and conditions set forth in Book 1 "Terms and Conditions for Construction" for CDOT Federally Funded – Non FTA projects, dated May, 2017, as amended and incorporated as if fully set forth here by this reference; and by Book 2, Book 3 (if applicable), plans, drawings, exhibits, and attachments as appropriate.

Printed copies of Book 1 are available at the City of Chicago, Department of Procurement Services, 121 North LaSalle Street, Room 103, Chicago, Illinois 60602. Book 1 is also available on the City's web site at http://www.cityofchicago.org/city/en/depts/dps/provdrs/contract/svcs/forms_and_standardagreements.html.

ADVERTISEMENT FOR BIDS

ATTACH
LEGAL
ADVERTISEMENT
HERE

BOOK 2 - INSTRUCTIONS AND EXECUTION DOCUMENTS
Table of Contents

DOCUMENT SUBMITTAL CHECKLIST ..... **II**

SECTION ONE **1**

PROJECT INFORMATION 2
CONTRACT INSURANCE REQUIREMENTS 4
INSURANCE CERTIFICATE OF COVERAGE 8
PROPOSAL PAGES 9
SCHEDULE OF PRICES 15

SECTION TWO **23**

REQUIREMENTS FOR BIDDING AND INSTRUCTIONS FOR BIDDERS 24
LICENSING OF GENERAL CONTRACTORS 33
LICENSING OF GENERAL CONTRACTORS 33
PROPOSAL TO BE EXECUTED BY A CORPORATION 45
PROPOSAL TO BE EXECUTED BY A JOINT VENTURE 46
PROPOSAL TO BE EXECUTED BY A PARTNERSHIP 48
PROPOSAL TO BE EXECUTED BY A SOLE PROPRIETOR 49
PROPOSAL ACCEPTANCE 50
SCHEDULE B: AFFIDAVIT OF DBE/NON-DBE JOINT VENTURE 54
SCHEDULE C: LETTER OF INTENT FROM DBE 59
SCHEDULE D: AFFIDAVIT OF PRIME CONTRACTOR 61
SCHEDULE F: REPORT OF SUBCONTRACTOR SOLICITATIONS 63
STATUS REPORT OF DBE CONTRACT PAYMENTS 65
INSTRUCTIONS FOR COMPLETING ECONOMIC DISCLOSURE STATEMENT AND AFFIDAVIT (EDS) ON-LINE 67
CITY OF CHICAGO ECONOMIC DISCLOSURE STATEMENT AND AFFIDAVIT 73

SEXUAL HARASSMENT POLICY AFFIDAVIT (SECTION 2-92-612) 74

CONTRACTOR'S AFFIDAVIT REGARDING REMOVAL OF ALL WASTE MATERIALS AND IDENTIFICATION OF ALL LEGAL DUMP SITES 75
RIDER TO CONTRACTOR'S PERFORMANCE AND PAYMENT BOND 79

DOCUMENT SUBMITTAL CHECKLIST

This checklist is intended to assist you. Missing forms may invalidate your bid. Please ensure that you have completed the forms and indicate such by placing an "X" next to each completed item:

1. _____ Schedule of Prices

2. _____ Submit the Appropriate Proposal
   ___ Proposal To Be Completed By a Joint Venture; or
   ___ Proposal To Be Completed By a Corporation; or
   ___ Proposal To Be Completed By a Partnership; or
   ___ Proposal To Be Completed by a Sole Partnership

3. _____ Affidavit of Availability

4. _____ Contractor's Affidavit Regarding Removal of all Waste Materials and Identification of All Legal Dump Sites

5. _____ Schedule B – Affidavit of Joint Venture (if applicable)

6. _____ Schedule C – Letter of Intent from DBE

7. _____ Schedule D – Affidavit of Prime Contractor

8. _____ Schedule F – Report of Subcontractor Solicitations

9. _____ City of Chicago Economic Disclosure Statement Certificate of Filing

10. _____ Sexual Harassment Policy Affidavit (2-92-612)

SECTION ONE

PROJECT INFORMATION

The following Specifications supplement the "Requirements for Bidding and Instructions for Bidders" in Section Two of this document.

Proposals will be received by the Chief Procurement Officer of the City of Chicago for:

ARTERIAL STREET RESURFACING
FAR SOUTH AREA - PROJECT NO. 94
C.D.O.T. PROJECT NO.: B-7-176
SPECIFICATION NO.: 1204790

all in accordance with Contract Documents set forth below.

General Description of Work

The work for which proposals are invited consists of furnishing all labor, materials and equipment required for the Arterial Street Resurfacing Far South Area Project No. 94 at thirteen (13) locations.

This includes but is not limited to hot-mix asphalt surface removal, hot-mix asphalt resurfacing; PCC pavement for bus pads and patches; ADA compliant ramp installation; city structure adjustments; sidewalk; driveway and alley; curb; and curb and gutter removal and replacement; traffic control and protection; and pavement markings, as described in the Detailed Specifications, including all appurtenant work and accessories, to the complete satisfaction of, approval, and acceptance by the City.

The thirteen (13) locations, listed below and in Book 3, are within the boundaries of the Far South Area, which generally conforms to the boundary of the City Streets as follows:

Marquette Road/67th Street on the north, the City limits on the south and west, and Lake Michigan on the east.

No.	Street Name	Limits	Key Route Type and Number	Length (Miles)
1	W. 71st St.	S. Ashland Av. – S. Racine Av.	FAU 1538	0.50
2	W. 74th St.	S. Damen Av. – S. Hermitage Av.	FAU 1540	0.30
3	E. 75th St.	S. Paxton Av. – S. Exchange Av.	FAU 1540	0.50
4	W. 103rd St.	S. Maplewood Av. – S. Western Av.	FAU 1574	0.20
5	S. Columbus Ave.	S. Pulaski Rd. – W. 83rd Pl.	FAU 3578	0.65
6	S. Commercial Ave.	E. 100th St. – E. 94th St.	FAU 2938	0.75
7	Dr. Martin Luther King Jr. Dr.	E. 76th St. – E. Marquette Rd.	FAU 2915	1.15
8	S. Halsted St.	W. 79th St. – W. 75th St.	FAU 3730	0.50
9	S. Halsted St.	W. 93rd St. – W. 115th St.	FAU 3730	2.80
10	S. Halsted St.	W. 87th St. – W. 90th St.	FAU 3730	0.35
11	W. 111th St./W. Monterey Ave.	S. Longwood Dr./S. Prospect Dr. – S. Vincennes Av.	FAU 1581	0.40
12	S. Racine Ave.	W. 89th St. – W. 93rd St.	FAU 2867	0.50
13	S. Stony Island Ave.	E. 79th St. – E. 94th St.	FAP 0341	1.90
			FAR SOUTH AREA TOTAL	**10.50**

This description of work is intended to be general in nature and is neither a complete description nor a limitation on the work to be performed. Contractor shall perform all Work described in the Contract Documents or reasonably inferable as necessary to produce the results specified therein, except to the extent specifically indicated in the Contract Documents to be the responsibility of others.

Fund Source: Federal Highway Administration

Concurrence from the Illinois Department of Transportation ("IDOT") is required as a condition precedent to award of a contract for the Work described herein.

Contract DBE Participation Goal: 28.99% of Total Base Bid

Bid Deposit: 5% of Total Base Bid

Award of Contract

Proposals will be compared based on the **Total Base Bid**, correctly computed, and a contract, if awarded, will be awarded to the lowest responsible and responsive bidder, in the amount of the Total Base Bid.

The City reserves the right to check all calculations and to correct all extensions in case of error.

Inspection of Site

The bidder is expected to inspect the site of the Work. No allowance will be made for any difficulties that may be encountered in executing the Work due to a failure of the bidder to inspect the site. Site inspection shall be arranged through the Project Manager at the office of the Division of Engineering, 2 N. LaSalle Street, Suite 820, Chicago, IL. (Telephone 312-744-3831)

Government – Equal Employment Opportunity

The attention of bidders is directed to the Government Requirements for construction contracts included in Book 1, AFFIRMATIVE ACTION PLAN TO ENSURE EQUAL EMPLOYMENT OPPORTUNITY (Executive Order 11246), Notice of Affirmative Action to Ensure Equal Employment Opportunity, and the Standard Federal Equal Employment Opportunity construction Contract Specifications (Executive order 11246).

Pre Bid Conference

A pre bid conference will be held at the date, time and location indicated in the advertisement for bids. All interested parties are **strongly encouraged** to attend. The City may answer questions or clarify the terms of the bid documents at the conference. Written answers may be provided following the conference. Questions and requests for clarification may be submitted in writing, or may be raised at the conference; however, verbal questions or requests for clarification must be sent by mail or email and directed to the attention of the Contract Administrator, Department of Procurement Services, Room 806 of the City Hall 121 N. LaSalle, Chicago, IL, 60602. The City will not accept any questions for the ten (10) day period preceding the bid opening date.

CONTRACT INSURANCE REQUIREMENTS
ARTERIAL STREET RESURFACING
FAR SOUTH AREA - PROJECT NO. 94
C.D.O.T. PROJECT NO.: B-7-176
SPECIFICATION NO.: 1204790

A. INSURANCE REQUIRED

The Contractor must provide and maintain at Contractor's own expense, until Contract completion and during the time period following final completion if Contractor is required to return and perform any additional work, services, or operations, the insurance coverages and requirements specified below, insuring all operations related to the Contract.

1) Workers Compensation and Employers Liability
Workers Compensation Insurance, as prescribed by applicable law covering all employees who are to provide a work or service under this Contract and Employers Liability coverage with limits of not less than $1,000,000 each accident, $1,000,000 disease-policy limit, and $1,000,000 disease-each employee, or the full per occurrence limits of the policy, whichever is greater. the policy, whichever is greater. Coverage must include but not be limited to: other state endorsement, voluntary compensation and alternate employer, when applicable.

Contractor may use a combination of primary and excess/umbrella policy/policies to satisfy the limits of liability required herein. The excess/umbrella policy/policies must provide the same coverages/follow form as the underlying policy/policies.

2) Commercial General Liability (Primary and Umbrella)
Commercial General Liability Insurance or equivalent must be maintained with limits of not less than $1,000,000 per occurrence, or the full per occurrence limits of the policy, whichever is greater, for bodily injury, personal injury, and property damage liability. Coverages must include but not be limited to the following: All premises and operations, products/completed (for a minimum of two (2) years following project completion) explosion, collapse, underground, separation of insureds, defense, contractual liability (not to include endorsement CG 21 39 or equivalent), no exclusion for damage to work performed by Subcontractors, any limitation of coverage for designated premises or project is not permitted (not to include endorsement CG 21 44 or equivalent) and any endorsement modifying or deleting the exception to the Employer's Liability exclusion is not permitted. If a general aggregate limit applies, the general aggregate must apply per project/location and reinstate annually if applicable, or Contractor may obtain separate insurance to provide the required limits which will not be subject to depletion because of claims arising out of any other work or activity of Contractor. If a general aggregate applies to products/completed operations, the general aggregate limits must apply per project and once per policy period.

The City must be provided additional insured status with respect to liability arising out of Contractor's work, services or operations and completed operations performed on behalf of the City. Such additional insured coverage must be provided on ISO form CG 2010 and CG 2037 or on an endorsement form at least as broad for ongoing operations and completed operations. The City's additional insured status must apply to liability and defense of suits arising out of Contractor's acts or omissions, whether such liability is attributable to the Contactor or to the City. The full policy limits and scope of protection also will apply to the City as an additional insured, even if they exceed the City's minimum limits required herein. Contractor's liability insurance must be primary without right of contribution by any other insurance or self-insurance maintained by or available to the City.

Contractor may use a combination of primary and excess/umbrella policy/policies to satisfy the

limits of liability required herein. The excess/umbrella policy/policies must provide the same coverages/follow form as the underlying policy/policies.

3) Railroad Protective Liability

When any work is to be done adjacent to or on railroad or transit property, Contractor must provide, with respect to the operations that Contractor or subcontractors perform, Railroad Protective Liability Insurance in the name of railroad or transit entity. The policy must have limits of not less than the requirement of the operating railroad for losses arising out of injuries to or death of all persons, and for damage to or destruction of property, including the loss of use thereof.

When applicable: A certified copy of the Railroad Protective policy is to be submitted to:

METRA, ATTN: Risk Management, 547 West Jackson Blvd, Chicago, IL 60661.

An Insurance binder will be accepted until such time the policy is submitted.

4) Automobile Liability (Primary and Umbrella)

Contractor must maintain Automobile Liability Insurance with limits of not less than $1,000,000 per occurrence, or the full per occurrence limits of the policy, whichever is greater, for bodily injury and property damage. Coverage must include but not be limited to the following: ownership, maintenance, or use of any auto whether owned, leased, non-owned or hired used in the performance of the work or devices, both on and off the Project site including loading and unloading. The City is to be named as an additional insured on a primary, non-contributory basis.

5) Excess/Umbrella

Excess/Umbrella Liability Insurance must be maintained with limits of not less than $5,000,000 per occurrence, or the full per occurrence limits of the policy, whichever is greater. The policy/policies must provide the same coverages/follow form as the underlying Commercial General Liability, Automobile Liability, Employers Liability and Completed Operations coverage required herein and expressly provide that the excess or umbrella policy/policies will drop down over reduced and/or exhausted aggregate limit, if any, of the underlying insurance. If a general aggregate limit applies the general aggregate must apply per project/location. The Excess/Umbrella policy/policies must be primary without right of contribution by any other insurance or self-insurance maintained by or available to the City.

Contractor may use a combination of primary and excess/umbrella policies to satisfy the limits of liability required in sections A.1, A.2, A.3 and A.4 herein.

6) Builders Risk

When Contractor undertakes any construction, including improvements, betterments, and/or repairs, the Contractor must provide All Risk Builders Risk Insurance at replacement cost for materials, supplies, equipment, machinery and fixtures that are or will be part of the project. Coverages must include but are not limited to the following: material stored off-site and in-transit, water including overflow, leakage, sewer backup or seepage, landscaping, debris removal and loss resulting from faulty workmanship or materials. The City of Chicago is to be named as an additional insured and loss payee.

The Contractor is responsible for all loss or damage to personal property (including materials, equipment, tools and supplies) owned, rented or used by Contractor.

7) Professional Liability

When any architects, engineers, construction managers or other professional consultants perform work, services, or operations in connection with this Contract, Professional Liability Insurance

covering acts, errors, or omissions must be maintained with limits of not less than $1,000,000 Coverage must include pollution liability if environment site assessments will be done. When policies are renewed or replaced, the policy retroactive date must coincide with, or precede, start of work on the Contract. A claims-made policy which is not renewed or replaced must have an extended reporting period of two (2) years.

B. ADDITIONAL REQUIREMENTS

Evidence of Insurance. Contractor must furnish the City, Department of Procurement Services, 121 N. LaSalle Street, Room 806, Chicago, IL 60602, original certificates of insurance and additional insured endorsement, or other evidence of insurance, to be in force on the date of this Contract, and renewal certificates of Insurance and endorsement, or such similar evidence, if the coverages have an expiration or renewal date occurring during the term of this Contract. Contractor must submit evidence of insurance prior to execution of Contract. The receipt of any certificate does not constitute agreement by the City that the insurance requirements in the Contract have been fully met or that the insurance policies indicated on the certificate are in compliance with all requirements of Contract. The failure of the City to obtain, nor the City's receipt of, or failure to object to a non-complying insurance certificate, endorsement or other insurance evidence from Contractor, its insurance broker(s) and/or insurer(s) will not be construed as a waiver by the City of any of the required insurance provisions. Contractor must advise all insurers of the Contract provisions regarding insurance. The City in no way warrants that the insurance required herein is sufficient to protect Contractor for liabilities which may arise from or relate to the Contract. The City reserves the right to obtain complete, certified copies of any required insurance policies at any time.

Failure to Maintain Insurance. Failure of the Contractor to comply with required coverage and terms and conditions outlined herein will not limit Contractor's liability or responsibility nor does it relieve Contractor of its obligation to provide insurance as specified in this Contract. Nonfulfillment of the insurance conditions may constitute a violation of the Contract, and the City retains the right to suspend this Contract until proper evidence of insurance is provided, or the Contract may be terminated.

Notice of Material Change, Cancellation or Non-Renewal. Contractor must provide for sixty (60) days prior written notice to be given to the City in the event coverage is substantially changed, canceled or non-renewed and ten (10) days prior written notice for non-payment of premium.

Deductibles and Self-Insured Retentions. Any deductibles or self-insured retentions on referenced insurance coverages must be borne by Contractor.

Waiver of Subrogation. Contractor hereby waives its rights and agrees to require their insurers to waive their rights of subrogation against the City under all required insurance herein for any loss arising from or relating to this Contract. Contractor agrees to obtain any endorsement that may be necessary to affect this waiver of subrogation, but this provision applies regardless of whether or not the City received a waiver of subrogation endorsement for Contractor's insurer(s).

Contractors Insurance Primary. All insurance required of Contractor under this Contract shall be endorsed to state that Contractor's insurance policy is primary and not contributory with any insurance carrier by the City.

No Limitation as to Contractor's Liabilities. The coverages and limits furnished by Contractor in no way limit the Contractor's liabilities and responsibilities specified within the Contract or by law.

No Contribution by City. Any insurance or self-insurance programs maintained by the City do not contribute with insurance provided by Contractor under this Contract.

Insurance not Limited by Indemnification. The required insurance to be carried is not limited by any

limitations expressed in the indemnification language in this Contract or any limitation placed on the indemnity in this Contract given as a matter of law.

Insurance and Limits Maintained. If Contractor maintains higher limits and/or broader coverage than the minimums shown herein, the City requires and shall be entitled the higher limits and/or broader coverage maintained by Contractor. Any available insurance proceeds in excess of the specified minimum limits of insurance and coverage shall be available to the City.

Joint Venture or Limited Liability Company. If Contractor is a joint venture or limited liability company, the insurance policies must name the joint venture or limited liability company as a named insured.

Other Insurance obtained by Contractor. If Contractor desires additional coverages, the Contractor will be responsible for the acquisition and cost.

Subcontractors. Contractor shall name the Subcontractor(s) as a named insured(s) under Contractor's insurance or Contractor will require Subcontractor(s) to provide and maintain Commercial General Liability, Commercial Automobile Liability, Worker's Compensation and Employers Liability and Professional Liability Insurance and when applicable Excess/Umbrella Liability Insurance with coverage at least as broad as outlined in Section A, Insurance Required. The limits of coverage will be determined by Contractor and shall determine if Subcontractor(s) must also provide any additional coverage or other coverage outlined in Section A, Insurance Required. Contractor is responsible for ensuring that each Subcontractor has named the City as an additional insured where required and name the City as an additional insured on an endorsement form at least as broad and acceptable to the City. Contractor is also responsible for ensuring that each Subcontractor has complied with the required coverage and terms and conditions outlined in this Section B, Additional Requirements. When requested by the City, Contractor must provide to the City certificates of insurance and additional insured endorsements or other evidence of insurance. The City reserves the right to obtain complete, certified copies of any required insurance policies at any time. Failure of the Subcontractors to comply with required coverage and terms and conditions outlined herein will not limit Contractor's liability or responsibility.

City's Right to Modify. Notwithstanding any provisions in the Contract to the contrary, the City, Department of Finance, Risk Management Office maintains the right to modify, delete, alter or change these requirements.

INSURANCE CERTIFICATE OF COVERAGE

Named Insured:_____ Specification #:_____
Address: _____ RFP: _____
_____ Project#: _____
(City) (State) (Zip) Contract#:_____

Description of Operation/Location	

The insurance policies and endorsements indicated below have been issued to the designated named insured with the policy limits as set forth herein covering the operation described within the contract involving the named insured and the City of Chicago. The Certificate issuer agrees that in the event of cancellation, non-renewal or material change involving the indicated policies, the issuer will provide at least sixty (60) days prior written notice of such change to the City of Chicago at the address shown on this Certificate. This certificate is issued to the City of Chicago in consideration of the contract entered into with the named insured, and it is mutually understood that the City of Chicago relies on this certificate as a basis for continuing such agreement with the named insured:

Type of Insurance	Insurer Name	Policy Number	Expiration Date	Limits of Liability All Limits in Thousands
General Liability [ ] Claims made [ ] Occurrence [ ] Premise-Operations [ ] Explosion/Collapse Underground [ ] Products/Co [ ] Blanket Con [ ] Broad Form [ ] Independent [ ] Personal Inj [ ] Pollution				CSL Per Occurrence $ _____ General _____ ed _____
Automobile Liability				CSL Per Occurrence $ _____
[ ] Excess Liability [ ] Umbrella Liability				Each Occurrence $ _____
Worker's Compensation and Employer's Liability				Statutory/Illinois Employers Liability $_____
Builders Risk/Course of Construction				Amount of Contract
Professional Liability				$ _____
Owner Contractors Protective				$ _____
Other				$ _____

Specimen

a) Each Insurance policy required by this agreement, excepting policies for worker's compensation and professional liability, will read: "The City of Chicago is an additional insured as respects operations and activities of, or on behalf of the named insured, performed under contract with or permit from the City of Chicago."

b) The General, Automobile and Excess/Umbrella Liability Policies described provide for severability of Interest (cross liability) applicable to the named insured and the City.

c) Workers Compensation and Property Insurers shall waive all rights of subrogation against the City of Chicago.

d) The receipt of this certificate by the City does not constitute agreement by the City that the insurance requirements in the contract have been fully met, or that the insurance policies indicated by this certificate are in compliance with all contract requirements.

Name and Address of Certificate Holder and Recipient of Notice	
Certificate Holder/Additional Insured City of Chicago Department of Procurement Services 121 N. LaSalle St., #806 Chicago, IL 60602	Signature of Authorized Rep.: _____ Agency/Company: _____ Address: _____ Telephone: _____

For City use only
Name of City Department requesting certificate: (Using Dept.) _____
Address: _____ ZIP Code: _____
Attention: _____

PROPOSAL PAGES

PROPOSAL

The undersigned proposes to construct the

ARTERIAL STREET RESURFACING
FAR SOUTH AREA - PROJECT NO. 94
C.D.O.T. PROJECT NO.: B-7-176
SPECIFICATION NO.: 1204790

as required by this Contract, to perform all Work required, and to provide and furnish the required performance and payment bond and all of the labor, materials tools, equipment (expendable and otherwise), accessories and transportation services necessary to perform and complete the Work required, in a workmanlike manner and within the specified time, all in accordance with the Contract Documents, at the unit and lump sum prices set forth in the Schedule of Prices.

In connection with this proposal, the Bidder represents and warrants:

- Bidder must meet equipment requirements for Illinois Department of Transportation (IDOT) Prequalification in Work Category 3 – Hot Mix Asphalt (HMA) Plant Mix, according to IDOT's RULES FOR PREQUALIFICATION OF CONTRACTORS, AUTHORIZATION TO BID, AND SUBCONTRACTOR REGISTRATION amended APRIL 25, 2016.

- Bidder will furnish a performance and payment bond in the required form and with sureties satisfactory to the City of Chicago within seven (7) calendar days after Bidder receives written notice that the City has accepted its proposal;

- Bidder has carefully examined the Contract Documents, Addenda (if any), and Exhibits on file at the Department of Transportation; inspected in detail the site of the proposed Work; familiarized itself with all of the conditions affecting the Contract, the Work to be done, and the conditions under which it must be carried out; and understands that in making its proposal it waives all rights to plead any misunderstanding regarding these matters;

- Bidder has completed and signed the "Economic Disclosure Statement" form and all other forms requiring Bidder's authorized signature;

- Bidder is ready, willing and able to undertake the Project and is prepared to and will provide documentation as outlined in Article 6 of the Requirements for Bidding and Instructions to Bidders entitled "Competency of the Bidder" to the satisfaction of the Chief Procurement Officer in his/her sole judgment, relating to Bidder's experience and performance ability and possession of necessary facilities, financial resources, and insurance, all for such a Project;

- Bidder or any of its officers is not barred from contracting with any unit of state or local government as a result of violations of law prohibiting bid-rigging or bid-rotating;

- Bidder understands that Bidder's Schedule of Prices must show the unit or lump sum price, as the case may be, for which Bidder proposes to perform each item of Work; that all extensions and the summation for the Total Base Bid must be made by Bidder, and that if not so made, Bidder's proposal may be rejected as irregular; and

- Bidder's price stated for each item of Work is based on the projected cost of that item at the time the Work is performed and includes a proportionate amount of the total cost for full compliance with the Contract Documents and with all applicable laws, ordinances, regulations, and codes of federal, state, and local governments having jurisdiction, and constitutes compensation in full for performing and completing the Work pertaining to that item, free of all claims and charges whatsoever.

NOTE: THE BIDDER SHOULD NOT ADD ANY CONDITIONS OR QUALIFYING STATEMENTS TO HIS/HER PROPOSAL, AS SUCH ADDITIONS MAY CAUSE THE PROPOSAL TO BE DECLARED INFORMAL AND NOT RESPONSIVE TO THE REQUEST FOR BIDS.

TIME OF COMPLETION

It is understood and agreed that TIME IS OF THE ESSENCE IN THIS CONTRACT, and the Contractor agrees to begin actual work covered by this Contract after notification by the Commissioner to commence work and to prosecute the same with all due diligence so as to complete the entire work under the Contract by **July 31, 2022**. It is understood that "Completion" will mean completion to the point of acceptance by the Commissioner, i.e. substantial completion/beneficial occupancy.

The Contractor may prosecute the work through two shifts each working day if he deems such action necessary in order to complete the work within the specified time period. However, no work will be permitted between the hours of 9:00 p.m. and 8:00 a.m. Any variation from these restricted working hours to include extended shift hours and daytime work, if any, can only be permitted with the written approval of the Commissioner.

In the event that progress falls behind the approved schedule, work must proceed on a twenty-four (24) hour per day basis without additional compensation, if so ordered by the Commissioner, to comply with the requirements of this Section.

PROJECT MILESTONES

Utility work in certain project locations will impact the date that these work sites will be available to the Contractor. This utility work is in addition to structure adjustments that are typically associated with roadway resurfacing. The Contractor will still be required to coordinate the adjustment of private utility structures with the contract work.

Milestone 1
Submit a project schedule, including submittal dates for permits, within **14 calendar days** after Notice to Proceed.

Milestone 1A
Submit a revised project schedule within **7 calendar days after** receiving comments. This milestone applies to all subsequent project schedule revisions that may be required either until initial approval or as work progress dictates.

Milestone 2
Complete the placement of Leveling Binder (Machine Method) within **7 calendar days** of HMA surface removal for all locations regardless of pavement surface area milled.

Milestone 2A
Complete all permanent pavement marking work at all locations within **14 calendar days** of HMA surface course placement.

Milestone 3
Complete HMA surface removal on project locations totaling six miles in length by November 1, 2021.

Milestone 4
Complete all work on all locations by **July 31, 2022**.

Milestone 5
All work associated with Winter Shutdown must be completed by December 18, 2021 or by the Wednesday before Thanksgiving for locations within the central business district holiday moratorium. Winter shutdown work will include all HMA surface paving, ADA ramp installation, pavement markings, and the removal of all vehicle and pedestrian temporary traffic controls. All sites will be secured to the satisfaction of the Commissioner at no additional cost to the City.

PUNCH LIST TIME OF COMPLETION

It is also understood and agreed that TIME IS OF THE ESSENCE IN CLOSING OUT THE JOB SITE WORK OF THIS CONTRACT, and the Contractor agrees to begin work immediately after receipt of formal comprehensive list of minor miscellaneous or finishing work also known as "Punch List" work. There are two types of Punch Lists that will be issued, a preliminary Punch List and a final Punch list. A preliminary Punch List will be issued at the conclusion of work for each project location and would contain work specific to that location. The final Punch List will be issued at the conclusion of work for all project locations and would contain work related to all locations. The following paragraph pertains to both preliminary Punch Lists and the final Punch List.

Further, upon physical completion of the Work and final inspection of same, a "Punch List" will be transmitted to the Contractor from the Commissioner. This "Punch List" will consist of not only physical work items requiring corrective action, but will also include all applicable Contractor submittals as may be required by the Contract. It is understood and agreed that **all** "Punch List" work will be prosecuted expeditiously and completed, in total, within thirty (30) calendar days of the date of the transmittal to the Contractor. Failure to complete **all** "Punch List" items within the thirty (30) calendar day time limit shall be construed as failure to prosecute work of the contract and, as such, will subject the Contractor to the assessment of project liquidated damages in the amount(s) specified under the "Liquidated Damages" section of this proposal. These damages will be assessed continuously from the time of the expiration of the thirty (30) calendar day time limit until such time as **all** "Punch List" items are completed to the satisfaction of the Commissioner.

LIQUIDATED DAMAGES

Failure of the Contractor to complete the Work under this Contract within the specified completion time will result in the incurrence by the City of additional construction and engineering costs, including but not limited to supervision and inspection, together with other tangible and intangible losses. Therefore, if any work will remain uncompleted after the time specified for the completion of the work or after any authorized extension of such stipulated time, the Contractor must pay to the City the sum listed below for each and every day that such work remains uncompleted, and such monies must be paid as liquidated damages, not a penalty, to partially cover costs and losses by the City.

Completion of Milestones 1 and 1A:	**$500 per calendar day**
Completion of Milestones 2 and 2A:	**$1,500 per calendar day**
Completion of Milestones 3:	**$25,000 lump sum per each uncompleted ¼ mile segment or fraction thereof**
Completion of Milestone 4 and 5:	**$2,000 per calendar day**
Completion of Preliminary Punch List:	**$1,000 per calendar day**
Completion of Final Punch List:	**$1,500 per calendar day**

The City will recover said liquidated damages by deducting the amount thereof out of any moneys due or that may become due, and if said moneys are insufficient to cover said damages, then the Contractor or the Surety must pay the amount due.

Nothing herein contained will be construed as limiting the right of the City to recover from the Contractor any and all amounts due or to become due, and any and all costs and expenses sustained by the City for improper performance hereunder, repudiation of the Contract by the Contractor, failure to perform or breach or breaches in any other respect, including but not limited to defective workmanship or materials.

The date for commencement of work will not be counted as a calendar day but each subsequent day thereafter from midnight to midnight will be counted as one calendar day and the last day counted will be the day on which the Contractor must have completed and the Commissioner will have accepted the entire work under this Contract.

UNIT PRICES

In accordance with the provisions of Book 1, XIII.G.1.a, unit prices will be used to determine the amount to ADD TO or DEDUCT FROM contract price for properly authorized additional or omitted work. Unit prices must be inclusive of the cost of materials, work, layout, drafting, balancing and testing, tools and sundries, overhead and profit, supervision and any and all other costs of whatsoever nature in connection therewith for work in place and accepted or omitted as the case may be. The calculation for determining the number of units of work must be actual surface, volume, length, hours and number of individual items listed for the class of work complete in place and accepted or omitted. No allowance for waste, loss, breakage, damage or difficulties shall be made.

Unit Schedule of Prices for all applicable materials related to the Work under this Contract must be inserted in the spaces provided, in this proposal.

SCHEDULE OF PRICES

SCHEDULE OF PRICES
ARTERIAL STREET RESURFACING
FAR SOUTH AREA – PROJECT NO. 94
CDOT PROJECT NO. B-7-176
SPECIFICATION NO. 1204790

Bidder's pricing for each line item should carry its share of the costs of work, plus its share of overhead and profit. Bidders should avoid nominal pricing for some lines and enhanced pricing for other lines. Bids that the Chief Procurement Officer considers in his/her opinion to be materially unbalanced will be rejected.

ITEM NO.	CODE NUMBER	DESCRIPTION	UNIT	ESTIMATED TOTAL QUANTITY	UNIT PRICE	TOTAL PRICE
1	20200100	EARTH EXCAVATION	CU YD	224		
2	21101615	TOPSOIL FURNISH AND PLACE, 4"	SQ YD	1380		
3	25200110	SODDING, SALT TOLERANT	SQ YD	1380		
4	CDOT3110010	SAND CUSHION, VARIABLE DEPTH	CU YD	107		
5	31101100	SUB-BASE GRANULAR MATERIAL, TYPE B	CU YD	210		
6	40600290	BITUMINOUS MATERIALS (TACK COAT)	POUND	238504		
7	40600400	MIXTURE FOR CRACKS, JOINTS, AND FLANGEWAYS	TON	35		
8	40600900	HOT MIX ASPHALT BINDER COURSE (HAND METHOD), N50	TON	36		
9	40600901	HOT MIX ASPHALT BINDER COURSE (HAND METHOD), N70	TON	267		
10	40603200	POLYMERIZED HOT-MIX ASPHALT BINDER COURSE, IL-4.75, N50	TON	14582		
11	40600982	HOT-MIX ASPHALT SURFACE REMOVAL - BUTT JOINT	SQ YD	4220		
12	40600985	PORTLAND CEMENT CONCRETE SURFACE REMOVAL - BUTT JOINT	SQ YD	150		
13	40604060	HOT-MIX ASPHALT SURFACE COURSE, IL-9.5, MIX "D", N50	TON	772		
14	40604062	HOT-MIX ASPHALT SURFACE COURSE, IL-9.5, MIX "D", N70	TON	12001		
15	40604172	POLYMERIZED HOT-MIX ASPHALT SURFACE COURSE, IL-9.5, MIX "E", N70	TON	19732		
16	CDOT4240010	PORTLAND CEMENT CONCRETE SIDEWALK 5 INCH	SQ FT	26712		
17	CDOT4240030	PORTLAND CEMENT CONCRETE ADA RAMP 5 INCH	SQ FT	25440		

SCHEDULE OF PRICES
ARTERIAL STREET RESURFACING
FAR SOUTH AREA – PROJECT NO. 94
CDOT PROJECT NO. B-7-176
SPECIFICATION NO. 1204790

Bidder's pricing for each line item should carry its share of the costs of work, plus its share of overhead and profit. Bidders should avoid nominal pricing for some lines and enhanced pricing for other lines. Bids that the Chief Procurement Officer considers in his/her opinion to be materially unbalanced will be rejected.

ITEM NO.	CODE NUMBER	DESCRIPTION	UNIT	ESTIMATED TOTAL QUANTITY	UNIT PRICE	TOTAL PRICE
18	CDOT4240040	PORTLAND CEMENT CONCRETE ADA RAMP 8 INCH	SQ FT	11546		
19	CDOT4240055	LINEAR DETECTABLE WARNING TILES (CAST IRON)	SQ FT	4176		
20	CDOT4240065	RADIAL DETECTABLE WARNING TILES (CAST IRON)	SQ FT	788		
21	CDOT4240070	PROPERTY LINE CURB	FOOT	1312		
22	*****	DRIVEWAY AND ALLEY PAVEMENT, REMOVE AND REPLACE, 8 INCH (HIGH EARLY STRENGTH)	SQ YD	420		
23	*****	PAVEMENT REMOVAL AND REPLACEMENT, 10 INCH (HIGH EARLY STRENGTH)	SQ YD	1424		
24	*****	MAINTENANCE OF ACCESS TO ABUTTING PROPERTY	TON	57		
25	CDOT4400010	HOT-MIX ASPHALT SURFACE REMOVAL, VARIABLE DEPTH	SQ YD	353335		
26	*****	CONCRETE SURFACE REMOVAL, VARIABLE DEPTH	SQ YD	3000		
27	44000100	PAVEMENT REMOVAL	SQ YD	2173		
28	44000200	DRIVEWAY PAVEMENT REMOVAL	SQ YD	163		
29	44000300	CURB REMOVAL	FOOT	267		
30	44003100	MEDIAN REMOVAL	SQ FT	150		
31	44000500	COMBINATION CURB AND GUTTER REMOVAL	FOOT	8847		
32	44000600	SIDEWALK REMOVAL	SQ FT	51091		
33	44201337	CLASS C PATCHES, TYPE I, 9 INCH	SQ YD	152		
34	44201341	CLASS C PATCHES, TYPE II, 9 INCH	SQ YD	206		
35	44201345	CLASS C PATCHES, TYPE III, 9 INCH	SQ YD	267		

SCHEDULE OF PRICES
ARTERIAL STREET RESURFACING
FAR SOUTH AREA – PROJECT NO. 94
CDOT PROJECT NO. B-7-176
SPECIFICATION NO. 1204790

Bidder's pricing for each line item should carry its share of the costs of work, plus its share of overhead and profit. Bidders should avoid nominal pricing for some lines and enhanced pricing for other lines. Bids that the Chief Procurement Officer considers in his/her opinion to be materially unbalanced will be rejected.

ITEM NO.	CODE NUMBER	DESCRIPTION	UNIT	ESTIMATED TOTAL QUANTITY	UNIT PRICE	TOTAL PRICE
36	44201347	CLASS C PATCHES, TYPE IV, 9 INCH	SQ YD	420		
37	44201749	CLASS D PATCHES, TYPE I, 9 INCH	SQ YD	1235		
38	44201753	CLASS D PATCHES, TYPE II, 9 INCH	SQ YD	1571		
39	44201757	CLASS D PATCHES, TYPE III, 9 INCH	SQ YD	1612		
40	44201759	CLASS D PATCHES, TYPE IV, 9 INCH	SQ YD	1367		
41	Z0018900	DRILL AND GROUT DOWEL BARS	EACH	1258		
42	*****	DRILL AND GROUT TIE BARS	EACH	3759		
43	60252800	CATCH BASINS TO BE RECONSTRUCTED	EACH	5		
44	CDOT6020010	CATCH BASINS, TYPE A, 4 FT DIAMETER, TYPE 1 FRAME, OPEN LID (CITY OF CHICAGO)	EACH	5		
45	*****	STORM SEWER, TYPE 2, 8 INCH, DUCTILE IRON PIPE (DIP), CLASS 52	FOOT	75		
46	60500205	FILLING CATCH BASINS	EACH	5		
47	*****	CATCH BASINS TO BE ADJUSTED	EACH	243		
48	*****	MANHOLES TO BE ADJUSTED	EACH	80		
49	*****	MANHOLES TO BE ADJUSTED (SPECIAL)	EACH	24		
50	*****	INLETS TO BE ADJUSTED	EACH	39		
51	*****	VALVE VAULTS TO BE ADJUSTED	EACH	67		
52	*****	WATER METER VAULTS TO BE ADJUSTED	EACH	21		
53	*****	HANDHOLES TO BE ADJUSTED	EACH	30		

SCHEDULE OF PRICES
ARTERIAL STREET RESURFACING
FAR SOUTH AREA – PROJECT NO. 94
CDOT PROJECT NO. B-7-176
SPECIFICATION NO. 1204790

Bidder's pricing for each line item should carry its share of the costs of work, plus its share of overhead and profit. Bidders should avoid nominal pricing for some lines and enhanced pricing for other lines. Bids that the Chief Procurement Officer considers in his/her opinion to be materially unbalanced will be rejected.

ITEM NO.	CODE NUMBER	DESCRIPTION	UNIT	ESTIMATED TOTAL QUANTITY	UNIT PRICE	TOTAL PRICE
54	*****	DOMESTIC WATER SHUT-OFF BOXES AND VALVE BOXES TO BE ADJUSTED	EACH	25		
55	*****	ADJUSTING RING, METAL	EACH	57		
56	*****	ADDITIONAL MASONRY	VERT FT	18		
57	*****	FRAMES	EACH	34		
58	*****	LIDS	EACH	43		
59	*****	LIDS, ADA COMPLIANT	EACH	20		
60	*****	FRAMES, SPECIAL	EACH	13		
61	*****	LIDS, SPECIAL	EACH	17		
62	CDOT6060020	COMBINATION CONCRETE CURB AND GUTTER, TYPE B-V.12	FOOT	9380		
63	60601105	CONCRETE CURB, TYPE M	FOOT	107		
64	60600605	CONCRETE CURB, TYPE B	FOOT	335		
65	60618300	CONCRETE MEDIAN SURFACE, 4 INCH	SQ FT	441		
66	64300240	IMPACT ATTENUATORS (FULLY REDIRECTIVE, NARROW), TEST LEVEL 2	EACH	4		
67	63200310	GUARDRAIL REMOVAL	FOOT	15		
68	*****	BOLLARD REMOVAL	EACH	10		
69	63000001	STEEL PLATE BEAM GUARDRAIL, TYPE A, 6 FOOT POST	FOOT	15		
70	*****	SINGLE END SECTION	EACH	1		
71	72501000	TERMINAL MARKER - DIRECT APPLIED	EACH	4		

SCHEDULE OF PRICES
ARTERIAL STREET RESURFACING
FAR SOUTH AREA – PROJECT NO. 94
CDOT PROJECT NO. B-7-176
SPECIFICATION NO. 1204790

Bidder's pricing for each line item should carry its share of the costs of work, plus its share of overhead and profit. Bidders should avoid nominal pricing for some lines and enhanced pricing for other lines. Bids that the Chief Procurement Officer considers in his/her opinion to be materially unbalanced will be rejected.

ITEM NO.	CODE NUMBER	DESCRIPTION	UNIT	ESTIMATED TOTAL QUANTITY	UNIT PRICE	TOTAL PRICE
72	*****	SHORT-TERM PAVEMENT MARKING - LINE 4"	FOOT	94500		
73	*****	SHORT-TERM PAVEMENT MARKING - LETTERS AND SYMBOLS	SQ FT	527		
74	CDOT6700010	ENGINEER'S FIELD OFFICE	CAL MO	12		
75	67100100	MOBILIZATION	LSUM	1		
76	70300150	SHORT TERM PAVEMENT MARKING REMOVAL	SQ FT	24154		
77	70300210	TEMPORARY PAVEMENT MARKING LETTERS AND SYMBOLS	SQ FT	1050		
78	70300220	TEMPORARY PAVEMENT MARKING - LINE 4"	FOOT	10500		
79	70300240	TEMPORARY PAVEMENT MARKING - LINE 6"	FOOT	1050		
80	70300260	TEMPORARY PAVEMENT MARKING - LINE 12"	FOOT	210		
81	70300280	TEMPORARY PAVEMENT MARKING - LINE 24"	FOOT	737		
82	78000100	THERMOPLASTIC PAVEMENT MARKING - LETTERS AND SYMBOLS	SQ FT	4600		
83	78000200	THERMOPLASTIC PAVEMENT MARKING - LINE 4"	FOOT	115962		
84	78000400	THERMOPLASTIC PAVEMENT MARKING - LINE 6"	FOOT	61969		
85	78000600	THERMOPLASTIC PAVEMENT MARKING - LINE 12"	FOOT	1113		
86	78000650	THERMOPLASTIC PAVEMENT MARKING - LINE 24"	FOOT	40037		
87	78008200	POLYUREA PAVEMENT MARKING TYPE 1 - LETTERS AND SYMBOLS	SQ FT	73		
88	78008210	POLYUREA PAVEMENT MARKING TYPE 1 - LINE 4"	FOOT	1006		
89	78008230	POLYUREA PAVEMENT MARKING TYPE 1 - LINE 6"	FOOT	358		

SCHEDULE OF PRICES
ARTERIAL STREET RESURFACING
FAR SOUTH AREA – PROJECT NO. 94
CDOT PROJECT NO. B-7-176
SPECIFICATION NO. 1204790

Bidder's pricing for each line item should carry its share of the costs of work, plus its share of overhead and profit. Bidders should avoid nominal pricing for some lines and enhanced pricing for other lines. Bids that the Chief Procurement Officer considers in his/her opinion to be materially unbalanced will be rejected.

ITEM NO.	CODE NUMBER	DESCRIPTION	UNIT	ESTIMATED TOTAL QUANTITY	UNIT PRICE	TOTAL PRICE
90	78008250	POLYUREA PAVEMENT MARKING TYPE 1 - LINE 12"	FOOT	107		
91	78008270	POLYUREA PAVEMENT MARKING TYPE 1 - LINE 24"	FOOT	145		
92	X0327979	PAVEMENT MARKING REMOVAL - GRINDING	SQ FT	500		
93	*****	CURB AND MEDIAN PAINTING	FOOT	50443		
94	72000100	SIGN PANEL - TYPE 1	SQ FT	65		
95	X2600009	SIGN PANEL - TYPE 1 - RETROREFLECTIVE - TYPE A - DOUBLE-SIDED	SQ FT	63		
96	X2600010	SIGN PANEL - TYPE 1 - RETROREFLECTIVE - TYPE A - SINGLE-SIDED	SQ FT	968		
97	*****	SIGN SUPPORT POST, DIG METHOD	EACH	137		
98	*****	SIGN SUPPORT POST, DRILL METHOD	EACH	98		
99	X2600007	REMOVE AND SALVAGE SIGN PANEL	EACH	25		
100	*****	REMOVE AND SALVAGE SIGN PANEL AND POLE ASSEMBLY	EACH	42		
101	X2600011	REMOVE AND RELOCATE SIGN PANEL	EACH	35		
102	X2600012	REMOVE AND RELOCATE SIGN PANEL AND POLE ASSEMBLY	EACH	35		
103	X2600022	REMOVE, STORE AND RE-ERECT SIGN PANEL ASSEMBLY (SPECIAL)	EACH	63		
104	*****	REMOVE AND RELOCATE POLE ASSEMBLY	EACH	21		
105	X0320586	FLEXIBLE DELINEATORS	EACH	6		
106	88600600	DETECTOR LOOP REPLACEMENT	FOOT	2600		
107	*****	TRAFFIC CONTROL COMPLETE	LSUM	1		

SCHEDULE OF PRICES
ARTERIAL STREET RESURFACING
FAR SOUTH AREA – PROJECT NO. 94
CDOT PROJECT NO. B-7-176
SPECIFICATION NO. 1204790

Bidder's pricing for each line item should carry its share of the costs of work, plus its share of overhead and profit. Bidders should avoid nominal pricing for some lines and enhanced pricing for other lines. Bids that the Chief Procurement Officer considers in his/her opinion to be materially unbalanced will be rejected.

ITEM NO.	CODE NUMBER	DESCRIPTION	UNIT	ESTIMATED TOTAL QUANTITY	UNIT PRICE	TOTAL PRICE
108	Z0033700	LONGITUDINAL JOINT SEALANT	FOOT	157344		
109	X2600013	IN-STREET SIGNAGE	EACH	5		
110	X4060995	TEMPORARY RAMP, SPECIAL	SQ YD	793		
111	Z0030850	TEMPORARY INFORMATION SIGNING	SQ FT	527		
112	*****	RAILROAD PROTECTIVE LIABILITY INSURANCE (5 AND 10)	LSUM	1		
113	25000400	NITROGEN FERTILIZER NUTRIENT	POUND	25		
114	25000500	PHOSPHORUS FERTILIZER NUTRIENT	POUND	25		
115	25000600	POTASSIUM FERTILIZER NUTRIENT	POUND	25		
116	25200200	SUPPLEMENTAL WATERING	UNIT	13		
117	66900200	NON-SPECIAL WASTE DISPOSAL	CU YD	119		
118	66900530	SOIL DISPOSAL ANALYSIS	EACH	29		
119	66901001	REGULATED SUBSTANCES PRE-CONSTRUCTION PLAN	LSUM	1		
120	66901006	REGULATED SUBSTANCES MONITORING	CAL DA	13		
121	66901003	REGULATED SUBSTANCES FINAL CONSTRUCTION REPORT	LSUM	1		
				TOTAL BASE BID		

SECTION TWO

REQUIREMENTS FOR BIDDING AND INSTRUCTIONS FOR BIDDERS

Contract for Work

Proposals are received by the Chief Procurement Officer of the City of Chicago in accordance with Contract Documents as set forth herein.

1. Examination by Bidder

The bidder must, before submitting its bid, carefully examine the proposal, plans, specifications, contract documents and bonds. The bidder must inspect in detail the site of the proposed work and become familiar with all of the local conditions affecting the contract and the detailed requirements of construction. If its bid is accepted, the bidder will be responsible for all errors in its proposal resulting from failure or neglect to comply with these instructions. The City will, in no case, be responsible for any change in anticipated profits resulting from such failure or neglect.

Unless otherwise provided in the Contract, when the plans or specifications include information pertaining to subsurface exploration, borings, test pits, and other preliminary investigation, such information represents only the opinion of the City as to the location, character, or quantity of the materials encountered and is only included for the convenience of the bidder. The City assumes no responsibility with respect to the sufficiency or accuracy of the information, and there is no guaranty, either expressed or implied, that the conditions indicated are representative of those existing throughout the work, or that unanticipated developments may not occur.

2. Bid Deposit

Bid deposit shall be required for all competitive sealed bidding for contracts when required in the legal advertisement. Bid deposit shall be a bond provided by a surety company authorized to do business in the State of Illinois, or the equivalent in cashiers check, money order or certified check. All certified checks must be drawn on a bank doing business in the United States, and shall be made payable to the order of the City of Chicago. CASH IS NOT AN ACCEPTABLE FORM OF BID DEPOSIT.

Bid deposits shall be in the amount shown in the advertisement or as may be prescribed herein, but not in excess of 10% of the bid. Should the amount of the bid deposit shown in the advertisement prove to be more than 10% of the bid, then the bidder may submit, in lieu of the foregoing, an amount equal to 10% of his/her bid. When the legal advertisement requires a deposit, noncompliance requires rejection of the bid. Compliance with the provisions herewith shall be determined in all cases by the Chief Procurement Officer and his/her determination shall be final.

After bids are opened, deposits shall be irrevocable for the period specified herein. If a bidder is permitted to withdraw its bid before award, no action shall be taken against the bidder or the bid deposit.

3. Preparation of Proposal

The bidder shall prepare its proposal on the attached proposal forms. Unless otherwise stated, all blank spaces on the proposal page or pages, applicable to the subject specification, must be correctly filled in. Either a unit price or a lump sum price, as the case may be, must be stated for each and every item, either typed in or written in ink, in figures, and, if required, in words.

If bidder is a corporation, the President and Secretary must execute the bid and the Corporate seal must be affixed. In the event that this bid is executed by other than the President, attach hereto a certified copy of that section of Corporate By-Laws or other authorization by the Corporation which permits the person to execute the offer for the corporation.

If bidder is a partnership, all partners must execute the bid, unless one partner has been authorized to sign for the partnership, in which case, evidence of such authority satisfactory to the Chief Procurement Officer shall be submitted.

If bidder is a sole proprietorship, the sole proprietorship must execute the bid. A "Partnership", "Joint Venture" or "Sole Proprietorship" operating under an Assumed Name must be registered with the Illinois county in which located, as provided in 805ILCS 405 (1992).

4. Submission of Proposals

All prospective bidders shall submit sealed proposals with applicable bid deposit enclosed in envelopes provided for that purpose by the DEPARTMENT OF PROCUREMENT SERVICES, 1st Floor, City Hall. If proposals are submitted in envelopes other than those so provided for this purpose, then the sealed envelope submitted by the prospective bidder shall carry the following information on the face of the envelope: bidder's name, address, subject matter of proposal, advertised date of bid opening and the hour designated for bid opening as shown on the legal advertisement.

Where proposals are sent by mail to the DEPARTMENT OF PROCUREMENT SERVICES, the bidders shall be responsible for their delivery to the Chief Procurement Officer before the advertised date and hour for the opening of bids. If the mail is delayed beyond the date and hour set for the bid opening, proposals thus delayed will not be accepted.

Proposals must be submitted with original signatures in the space provided on the appropriate Proposal Execution Page. Proposals not properly signed shall be rejected.

5. Withdrawal of Proposals

Bidders may withdraw their proposals at any time prior to the time specified in the advertisement as the closing time for the receipt of bids. However, no bidder shall withdraw or cancel his/her proposal for a period of 60 calendar days after said advertised closing time for the receipt of proposals nor shall the successful bidder withdraw or cancel or modify his/her proposal after having been notified by the Chief Procurement Officer that said proposal has

been accepted by the City. The City reserves the right to withhold and deposit, as liquidated damages and not a penalty, the bid deposit of any bidder requesting withdrawal, cancellation or modification of its proposal prior to the stated period for acceptance of proposal.

Where this contract shall be approved by another agency, such as the Federal Government or State of Illinois, then the bidder shall not withdraw or cancel or modify his/her proposal for a period of 90 calendar days after said advertised closing time for the receipt of proposals.

6. Competency of Bidder

The Chief Procurement Officer reserves the right to refuse to award a Contract to any person, firm or corporation that is in arrears or is in default to the City of Chicago upon any debt or contract, or that is a defaulter, as surety or otherwise, upon any obligation to said City, or had failed to perform faithfully any previous contract with the City.

The bidder, if requested, must present within a reasonable time, as determined by the Chief Procurement Officer, evidence satisfactory to the Chief Procurement Officer of performance ability and possession of necessary facilities, pecuniary resources and adequate insurance to comply with the terms of these specifications and contract documents.

7. Consideration of Proposals

The Chief Procurement Officer represents and act for the City in all matters pertaining to this proposal and contract in conjunction therewith. The Chief Procurement Officer reserves the right to reject any or all proposals and to disregard any informality in the bids and bidding, when in his/her opinion the best interest of the City will be served by such action. The proposal is contained in these contract documents and MUST NOT BE DETACHED HERE FROM by any bidder when submitting a proposal. Incomplete proposals are subject to rejection.

8. Balanced Bids

Bidder's pricing for each line item should carry its share of the cost of work, plus its share of overhead and profit. Bidders should avoid nominal pricing for some lines and enhanced pricing for other lines. Bids that the Chief Procurement Officer considers in his/her sole opinion to be materially unbalanced will be rejected.

9. Acceptance of Proposals

The Chief Procurement Officer will accept in writing one of the proposals or reject all proposals, within 60 calendar days, or within 90 calendar days where approval by other agencies is required, from the date of opening of bids, unless the lowest responsible bidder, upon request of the City, extends the time of acceptance to the City.

10. Performance Bond

When required by the Chief Procurement Officer the successful bidder or bidders shall, within seven (7) calendar days of receipt of notice from the City, furnish a performance bond in the full amount of the contract on Form P.W.O. 62, a specimen of which is bound herein.

Receipt of written notice from the City to furnish a bond constitutes tentative notice of pending award and proposal acceptance. Release of the contract shall be withheld pending receipt and approval of a satisfactory bond.

Attention is called to the provisions of 30 ILCS 550/1, et.seq. and to the provisions of Section 2-92-030 of the Municipal Code of Chicago.

11. Failure to Furnish Bond

In the event that the bidder fails to furnish the performance bond in said period of seven (7) calendar days, then the bid deposit of the bidder shall be retained by the City as liquidated damages and not as a penalty.

12. Interpretation of Contract Documents

If any person contemplating submitting a proposal is in doubt as to the true meaning of any part of the specifications or other contract documents, a written request for an interpretation thereof may be submitted to the Chief Procurement Officer. The person submitting the request will be responsible for its prompt delivery. Any interpretation of the proposed documents will be made only by an addendum duly issued by the Chief Procurement Officer. A copy of such addendum will be mailed, faxed, electronically mailed or delivered to each person receiving a set of such contract documents and to such other prospective bidders as shall have requested that they be furnished with a copy of each addendum. Failure on the part of the prospective bidder to receive a written interpretation prior to the time of the opening of bids will not be grounds for withdrawal of proposal. Bidder will acknowledge receipt of each addendum issued in space provided on proposal page. Oral explanations will not be binding.

13. Catalogs

Each bidder must submit, where necessary, or when requested by the Chief Procurement Officer, catalogs, descriptive literature, and detailed drawings, fully detailing features, designs, construction, appointments, finishes and the like not covered in the specifications, necessary to fully describe the material or work he proposes to furnish.

14. Substitution

The Bidder must, if awarded the Contract, provide the items specified in the Contract Documents when those items are specified by manufacturer's trade name in Book-Three, unless equivalent alternatives have been proposed as described below. Reference to a specific

manufacturer, trade name, or catalog is intended to be descriptive but not restrictive and only to indicate to the prospective bidder items that will be satisfactory. The Bidder may bid another product(s) provided that the alternative product is on a separate sheet of paper designated as such and is supported by the type of information listed in Section VII.D.1.a.,b.,e.,g.,h., and Section VII.D.2., of the Terms and Conditions for Construction, in order to facilitate the Chief Procurement Officer's evaluation of such product. The Chief Procurement Officer may, in his/her sole discretion, accept an alternate bid for a specified item, provided the alternate item so bid is, in the Chief Procurement Officer's sole opinion, the equivalent of the item specified in the Contract Documents. An alternate that is not equivalent to the specified item may render the bid non-responsive. Unless the alternate item is so identified, it is understood that the Bidder proposes, and will be required to provide, the specific item described in the Contract Documents. No substitution of specified items will be allowed thereafter except as provided in Section VII.D.2., of the Terms and Conditions for Construction.

15. Return of Bid Deposit

The bid deposit of all except the two lowest bidders on each contract will be returned shortly after the bid opening. The Chief Procurement Officer reserves the right to hold all bid deposits, if the intent is to award multiple contracts for a requirement and/or if the two lowest responsible bidders cannot be readily determined based on price until all proposals have been evaluated.

The remaining bid deposits on each contract will be returned with the exception of the accepted bidder, after the Chief Procurement Officer has awarded the contract. The bid deposit of the accepted bidder will be returned after the contract has been awarded and a satisfactory performance bond has been approved, where such bond is required.

16. Taxes

Federal Excise Tax does not apply to materials purchased by the City of Chicago by virtue of Exemption Certificate No. 36-6005820 and State of Illinois Sales Tax does not apply by virtue of Exemption Certificate No. E9998-1874-01. Illinois Retailers' Occupation Tax, Use Tax, and Municipal Retailers' Occupation Tax do not apply to materials or services purchased by the City of Chicago by virtue of Illinois statutes. The price or prices quoted herein shall include all other Federal and/or State, direct and/or indirect taxes which apply. The prices quoted herein shall agree with all Federal Laws and Regulations.

17. Contractor's Financial Statement

Each bidder must either (1) submit with the bid a current and valid Illinois Department of Transportation (IDOT) 'Certificate of Eligibility' issued by IDOT as a result of filing with IDOT an APPLICATION FOR PREQUALIFICATION: STATEMENT OF EXPERIENCE, EQUIPMENT AND FINANCIAL CONDITION showing prequalification in the required work categories, or (2) if the bidder has not been issued an applicable IDOT 'Certificate of Eligibility,' bidder must have on file in the office of the Chief Procurement Officer prior to bid opening a CONTRACTOR'S STATEMENT OF EXPERIENCE AND FINANCIAL CONDITION dated not earlier than the end of the Contractor's last fiscal year period. This Statement shall be kept

on file by the Chief Procurement Officer as a representative statement for a period of one year only. Forms are available at the office of the Bid and Bond Section, DEPARTMENT OF PROCUREMENT SERVICES, Room 103 City Hall, 121 North LaSalle Street, Chicago, Illinois, 60602, 312-744-9773 or may be obtained online: http://www.cityofchicago.org/city/en/depts/dps/provdrs/contract/svcs/forms_and_standardagreements.html

Failure to submit an IDOT 'Certificate of Eligibility' or alternatively to have a current financial statement on file in the DEPARTMENT OF PROCUREMENT SERVICES at time of bid opening may be cause for the rejection of Contractor's Proposal.

When submitting a CONTRACTOR'S STATEMENT OF EXPERIENCE AND FINANCIAL CONDITION it must be in a PDF format on a labeled CD-ROM that contains complete and all information in a single file. Paper submissions of this STATEMENT are no longer permissible. Additionally include an e-mail address for the Department of Procurement Services to acknowledge receipt of this STATEMENT which will be kept on file by the Chief Procurement Officer as a representative statement for a period of one year only. The Department of Procurement Services no longer issues a financial rating statement or certificate. The financial Statement information must be sent to, DEPARTMENT OF PROCUREMENT SERVICES, Room 806 City Hall, 121 North LaSalle Street, Chicago, Illinois, 60602.

18. Notices

All communications and notices to the City herein provided for shall be faxed, delivered personally, electronically mailed or mailed first class, postage prepaid, to the Commissioner of the using department by name and address listed on the cover hereof, and to the Chief Procurement Officer, Room 806, City Hall, 121 N. LaSalle Street, Chicago, Illinois 60602. All communications and notices to the bidder, unless otherwise provided for, shall be faxed, delivered personally, electronically mailed or mailed first class, postage prepaid, to the bidder by name and address listed on the proposal hereof.

19. Acknowledgment of Receipt of Addenda

The bidder must acknowledge the receipt of all formally issued addenda in the space provided on the signature pages of the Proposal.

20. Economic Disclosure Statement and Affidavit

The Contractor or each joint venture partner shall be required to submit with their bid, proposal or response, a fully executed Economic Disclosure Statement and Affidavit, which includes a Disclosure for Retained Parties, on the form attached herein, signed by an authorized officer of the company before a notary which includes a certification that the Contractor or each joint venture partner, its agents, employees, officers and any subcontractors have not been engaged in or been convicted of bidrigging or bid-rotating activities as defined in the Economic Disclosure Statement and Affidavit. The certification is required in accordance with the Illinois Criminal Code.

21. Disadvantaged Business Enterprise Commitment

The attention of bidders is directed to the Special Condition Regarding Disadvantaged Business Enterprise Commitment and the Proposal Schedules that precede the Proposal form. If awarded the Contract, the bidder agrees to expend at least the percentage of the Contract Price indicated on bidder's Proposal Schedules for participation by bona fide Disadvantaged Business Enterprises. **Appropriate Schedules must be completed and executed by the bidder in submitting a proposal. Refer to Book 1.**

22. Bidders List Information - The following language is included in all bids or proposals:

Information/Documentation required at the time of bid opening or submission of proposals:

Pursuant to 49 CFR Section 26.11, the City is required to maintain a bidder's list, consisting of all firms bidding or proposing on prime contracts and bidding or quoting subcontracts. The bidder/proposer is requested to provide a list of all DBE and non-DBE subcontractors who bid or quote price information on this Contract. Failure to cooperate may result in the bidder/proposer being deemed non-responsible in this and future bids.

23. Protests

The bidder shall submit any protests or claims regarding this solicitation to the office of the City's Chief Procurement Officer located at City Hall, 121 North LaSalle Street, Room 806, Chicago, Illinois 60602. A pre-bid protest must be filed no later than the five (5) days before the bid opening date, a pre-award protest must be filed no later than 10 days after the bid opening date, and a post-award protest must be filed no later than 10 days after the award of the contract. All protests or claims must set forth the name and address of the protester, the specification number, the grounds for the protest or claim, and the course of action that the protesting party desires that the Chief Procurement Officer take.

Copies of the Bid Protest Procedures are available at the Bid and Bond Room or the Department of Procurement Services' website.

24. Bidder's Affidavit (Anti-collusion)

The attention of bidders is called to the following quotation from a Federal Highway Administration memorandum pertinent to this contract:

> 23 U.S.C. 112(c) requires, as a condition precedent to approval by the Commissioner of the Department of Transportation of the Contract for this work, that there be filed a sworn statement executed by, or on behalf of, the person, firm, association, or corporation to whom such Contract is to be awarded, certifying that such person, firm,

association, or corporation has not, either directly or indirectly, entered into any agreement, participated in any collusion, or otherwise taken any action in restraint of free competitive bidding in connection with such Contract. This sworn statement shall be in the form of an affidavit executed and sworn to by the successful bidder before a person who is authorized by the laws of this state to administer oaths.

The affidavit referenced above is included as part of the City of Chicago Economic Disclosure Statement and Affidavit, instructions for completing are included below.

25. Multi-Project Labor Agreement (PLA)

The City has entered into a Project Labor Agreement ("PLA") with various trades regarding projects involving construction, demolition, maintenance, rehabilitation and/or renovation work, as described in the PLA, a copy of which may be found on the City's website at:

http://www.cityofchicago.org/dam/city/depts/dps/RulesRegulations/Multi-ProjectLaborAgreement-PLAandSignatoryUnions.pdf.

Contractor acknowledges familiarity with the requirements of the PLA and its applicability to any Work under this Agreement, and shall comply in all respects with the PLA.

26. Prevailing Wage Rates

Davis-Bacon Act: The Contractor agrees to comply and assures compliance with the requirements of 49 U.S.C. 5333(a), the Davis-Bacon Act, 40 U.S.C. 276 a(7), and implementing U.S. DOL regulation, Labor Standards Provisions Applicable to Contracts Governing Federally Financed and Assisted Construction (also Labor Standards Provisions Applicable to Nonconstruction Contracts Subject to the Contract Work Hours and Safety Standards Act), 29 C.F.R. Part 5. In addition to other requirements that may apply, the Contractor agrees to pay wages to laborers and mechanics performing contract work at a rate not less than the minimum wages specified in a wage determination issued by the U.S. Secretary of Labor and not less frequently than once a week.

Contractor is responsible for paying the generally prevailing hourly rate of wages in effect, as determined by the Department of Labor, at the time the Work is performed. If the Department of Labor revises the prevailing rate of hourly wages to be paid for the Work before completion of the Project, the revised rate will apply to this Contract from the effective date of the revision, but the revision will not entitle Contractor to any increased compensation under the terms of this Contract.

Prevailing wages are incorporated into the Contract by reference. Current Prevailing Wages may be found at: http://www.wdol.gov/dba.aspx

The Contractor agrees to place a copy of the current prevailing wage determination issued by the U.S. DOL in each solicitation for Subcontractor work under the Project, and agrees to refrain from awarding any affected subcontract until the subcontractor agrees to the required wage determination. The Contractor further agrees to report to USDOT or FHWA every suspected or reported violation of the Davis-Bacon Act or its Federal implementing regulations

Requirements for Bidding and Instructions for Bidders

All Contractors and Subcontractors rendering services under a Contract for the construction of a public work must comply with all requirements of the Act, including but not limited to, all wage, notice and record keeping duties.

The term general prevailing hourly rate, when used in this requirement will mean the hourly cash wages plus fringe benefits for health and welfare, insurance, vacations and pensions paid generally, in the locality in which the work is being performed, to employees engaged in work of a similar character on public works.

As a condition of making payment to the Contractor, the City may require the Contractor to submit an affidavit to the effect that not less than the prevailing hourly wage rate is being paid to laborers, mechanics and other workmen employed on this Contract in accordance with Illinois or federal law, as applicable.

LICENSING OF GENERAL CONTRACTORS

LICENSING OF GENERAL CONTRACTORS

4-36-010 Definitions.
4-36-020 License – Required.
4-36-030 License classifications.
4-36-040 License – Posting – Nontransferability.
4-36-050 License – Application.
4-36-060 License issuance and renewal prohibited when.
4-36-070 License – Fee – Termination.
4-36-080 License number to be printed where.
4-36-090 Proof of insurance – Required.
4-36-100 Reserved.
4-36-110 Unlawful acts.
4-36-120 Duties.
4-36-130 Permit privileges – Suspension for failure to correct defects in work.
4-36-140 License – Immediate suspension based upon a pattern of substantial code violations.
4-36-145 License suspension pending final adjudication of a bribery charge.
4-36-150 License – Suspension or revocation.
4-36-160 License revocation – Four-year wait for new license.
4-36-170 Regulations.
4-36-180 Enforcement.
4-36-190 Violation – Penalty.

4-36-010 Definitions.

As used in this chapter:

"Act related to general contracting" means: (1) any activity requiring a license under this chapter; or (2) any conduct regulated by this chapter; or (3) any activity requiring a building permit issued under Chapter 13-32 of this Code; or (4) any duty or other requirement imposed by this chapter; or (5) any inspection of a building or premises or performance of other legal or work-related duty by a city inspector, city personnel or other government official in connection

with: (i) the issuance of a general contractor license under this chapter, or (ii) the issuance of a building permit under Chapter 13-32 of this Code, or (iii) for the purpose of enforcing the requirements of the building code, zoning code or any other law regulating building construction or the health or safety of construction site workers, of the current or eventual users or occupants of a building or premises or of the general public.

"Building code" has the meaning ascribed to the term in Section 1-4-090.

"City" means the City of Chicago.

"City personnel" means any person employed by the City of Chicago.

"City inspector" means any person authorized by the City of Chicago to conduct an inspection.

"Department" means the department of buildings.

"Commissioner" means the commissioner of buildings.

"Controlling person" means any person who: (1) is an officer, director, partner, general partner, limited partner, manager, managing member or member of any entity seeking or holding a license under this chapter; or (2) owns, directly or indirectly through one or more intermediate ownership entities, 25 percent or more of the interest in the licensee or applicant, as applicable.

"General contractor" means any person who, as an investment or for compensation or with the intent to sell or to lease, (i) arranges or submits a bid or offers to undertake or purports to have the capacity to undertake or undertakes, through himself or through others, to erect, construct, alter, repair, move, install, replace, convert, remodel, rehabilitate, modernize, improve or make additions to any building as defined in Section 13-4-010 or to any appurtenance thereto attached to real estate and located on the same lot as the building, including, but not limited to, driveways, swimming pools, porches, decks, garages, fences, fallout shelters and other accessory objects or uses; and (ii) retains for himself control over the means, method and manner of accomplishing the desired result; and (iii) whose business operations, in whole or in part, require the hiring or supervision of one or more persons from any building trade or craft, including, but not limited to, plumbing, masonry, electrical, heating, air-conditioning or carpentry. The term includes nonresident general contractors who do business within the city and developers of conversion condominiums as defined in the Condominium Property Act, as amended.

"Knowingly", with respect to a material fact, means (i) having actual knowledge of the material fact; or (ii) being aware of facts or information that would cause a reasonable person to have actual knowledge of the material fact; or (iii) acting in deliberate ignorance or reckless disregard of the truth or falsity of the material fact.

"Licensee" means any person licensed or required to be licensed under this chapter.

"Nonresident general contractor" means any general contractor who is not domiciled in the city and has not maintained a permanent place of business or residence in the city for at least six months.

"Zoning code" has the meaning ascribed to the term in Section 1-4-150.

4-36-020 License – Required.

(A) No person shall own, operate, conduct, manage, engage in, maintain or carry on the business of general contractor without first having obtained a general contractor license. The general contractor license shall be in addition to any other license required by law, including, but not limited to, the excavators license issued pursuant to Chapter 4-196 of this Code, if applicable.

(B) The following persons are not general contractors within the meaning of this section:

(1) Any subcontractor, employee or agent working for or under the supervision of a general contractor licensed or required to be licensed under this chapter and acting within the scope of his contract, employment or agency;

(2) Any person who merely furnishes materials or supplies for use at a construction site without fabricating them into, or consuming them in the performance of, the work of a general contractor;

(3) Any person licensed by the City of Chicago as a mason contractor, plumbing contractor or electrical contractor and acting within the scope of his license;

(4) Any licensed architect or engineer acting within the scope of his license;

(5) Any person who does general contracting work on property that constitutes his primary residence, if the primary residence is a single-family dwelling or a multiple-family dwelling that does not exceed three stories in height and contains six or fewer dwelling units as defined in Section 13-4-010 of this Code. This exception is limited to one such property during a calendar year;

(6) Any person who hires a general contractor licensed under this chapter to do general contracting work on the person's property;

(7) Any property owner, or employee or agent thereof, who does minor nonstructural repairs on the owner's property; and

(8) A governmental entity for work upon premises owned by the governmental entity and performed by employees of the governmental entity.

4-36-030 License classifications.

General contractor licenses shall be divided into the classifications which follow. The holders of such licenses shall be entitled to engage in the business of general contractor within the city subject to the following limitations:

Class A license: The holder of a Class A license is subject to no limitation as to the value of any single contract project.

Class B license: The holder of a Class B license is not entitled to engage in the construction of any single contract project of a value in excess of $10,000,000.00.

Class C license: The holder of a Class C license is not entitled to engage in the construction of any single contract project of a value in excess of $5,000,000.00.

Class D license: The holder of a Class D license is not entitled to engage in the construction of any single contract project of a value in excess of $2,000,000.00.

Class E license: The holder of a Class E license is not entitled to engage in the construction of any single contract project of a value in excess of $500,000.00.

4-36-040 License – Posting – Nontransferability.

Each license issued pursuant to this chapter shall be posted in a conspicuous place near the entrance of the licensee's chief place of business. A photocopy of the license shall be posted in a conspicuous place at each construction site maintained by the licensee. No transfer of ownership shall be allowed on any license issued under this chapter.

4-36-050 License – Application.

An application for a license under this chapter shall be made in writing to the commissioner on a form provided by the department of buildings, and shall be accompanied by the following:

(A) If the applicant is an individual:

(1) The applicant's full name, residence address, business address, business e-mail address and business telephone number;

(2) Proof that the applicant is at least 18 years of age;

(B) If the applicant is a corporation:

(1) The corporate name, address, e-mail address and telephone number of the applicant's principal office or place of business;

(2) The date and state of incorporation;

(3) The full name, title, residence address, e-mail address and residence telephone number of all controlling persons;

(4) Proof that all corporate officers and controlling persons are at least 18 years of age;

(5) Proof that the corporation is in good standing under the laws of the State of Illinois;

(C) If the applicant is a partnership or limited liability company:

(1) The name, address, e-mail address and telephone number of the applicant's principal office or place of business;

(2) The full name, title, residence address, e-mail address and residence telephone number of all partners, if a general partnership; of all general and limited partners, if a limited partnership; of all managers, managing members and members, if a limited liability company; and of all controlling persons;

(3) Proof that all partners, managers, managing members, members and controlling persons are at least 18 years of age;

(D) The class of license for which application is being made;

(E) The license fee;

(F) A description of the work and services the applicant will provide;

(G) A statement verified by affidavit as to whether the applicant and each controlling person is financially solvent;

(H) The name and address of the principal location from which the applicant has engaged in the business of general contracting at any time within the last five years;

(I) If the applicant is not a sole proprietor, proof that the applicant is authorized to do business in the State of Illinois;

(J) Proof of insurance as required by Section 4-36-090;

(K) The date of birth, and social security number or other acceptable identifier, of each natural person named in the license application;

(L) A statement as to whether the applicant or any controlling person has ever been convicted, in custody, under parole or under any other non-custodial supervision resulting from a conviction in a court of any jurisdiction for the commission of a felony or criminal offense of whatever degree involving bribery, and if so, the details surrounding each such conviction;

(M) A statement as to whether the applicant or any controlling person is currently under indictment or has been charged under any State or Federal law with the crime of bribery; and

(N) Any other information that the commissioner may require.

It is a condition of the license that all information in the application be kept current. Any change in required information shall be reported to the department of buildings within 14 business days after such change has occurred.

For purposes of this section, a post office box shall not suffice as an address.

4-36-060 License issuance and renewal prohibited when.

No general contractor license shall be issued to the following persons:

(A) Any person whose license under this chapter has been revoked for cause at any time within the last four years;

(B) Any person whose permit privileges have been suspended pursuant to Section 4-36-130 until such time that the suspension is lifted by the department of buildings;

(C) Any person who is under the age of 18;

(D) Any person who has been convicted, in custody, under parole or under any other non-custodial supervision resulting from a conviction in a court of any jurisdiction for the commission of a felony or criminal offense of whatever degree involving bribery, unless, upon request of such person, the commissioner determines that such person has been substantially rehabilitated to warrant the public trust. The burden of proof of substantial rehabilitation shall be on the person seeking such rehabilitation; and

(E) Any person who is currently under indictment or has been charged under any State or Federal law with the crime of bribery.

The above prohibitions and requirements shall apply to the licensee and to all controlling persons.

Eligibility for issuance of a license under this chapter shall be a continuing requirement for maintaining a license under this chapter. Failure to maintain such eligibility may result in license suspension or revocation in accordance with the requirements of Section 4-4-280 of this Code.

4-36-070 License – Fee – Termination.

The license fee set forth in Section 4-5-010 of this Code shall be payable annually. The general contractor license shall expire on the date indicated on the face of the license.

4-36-080 License number to be printed where.

The licensee shall print his general contractor license number legibly on the front page of every estimate, contract and subcontract, and in any advertisement placed by or on behalf of a general contractor. The general contractor license number, and the class of general contractor license obtained, shall appear on every application for a building permit. The licensee shall affix his name and general contractor license number on all vehicles used in the course of his business.

4-36-090 Proof of insurance – Required.

Prior to the issuance of a general contractor license, each applicant shall furnish a certificate of insurance, issued by an insurer authorized to insure in Illinois with a credit rating of B+ or higher by A.M. Best Company, evidencing commercial general liability insurance, as follows:

(A) If the applicant is applying for a Class A license: limits of not less than $5,000,000.00 per occurrence (primary or umbrella) for bodily injury and property damage arising in any way from the issuance of the license;

(B) If the applicant is applying for a Class B license: limits of not less than $3,000,000.00 per occurrence (primary or umbrella) for bodily injury or property damage arising in any way from the issuance of the license;

(C) If the applicant is applying for a Class C license: limits of not less than $1,000,000.00 per occurrence, $2,000,000.00 in the aggregate combined single limit, for bodily injury or property damage arising in any way from the issuance of the license;

(D) If the applicant is applying for a Class D license: limits of not less than $1,000,000.00 per occurrence, $2,000,000.00 in the aggregate combined single limit, for bodily injury or property damage arising in any way from the issuance of the license;

(E) If the applicant is applying for a Class E license: limits of not less than $1,000,000.00 per occurrence for bodily injury or property damage arising in any way from the issuance of the license.

Each policy of insurance required under this section shall include a provision requiring 30 days advance notice to the commissioner prior to cancellation or lapse of the policy. The licensee shall maintain the insurance required under this section in full force and effect for the duration of the license period. A single violation of this section shall result in suspension or revocation of the general contractor license in accordance with Section 4-4-280 of this Code.

Each policy of insurance required under this section shall name the City of Chicago as an additional insured on a primary, noncontributory basis.

4-36-100 Reserved.

4-36-110 Unlawful acts.

It shall be unlawful for any licensee or for any person requiring a license under this chapter to engage in any of the following conduct:

(A) Knowingly to allow any person to use the licensee's name or license identification on a building permit application unless the licensee will be performing the work attributed to the licensee in the permit application. Any person who violates this subsection shall be punished by a fine of $1,000.00 for the first offense; $1,500.00 and a 90-day license suspension for the second offense; and $2,000.00 and license revocation for the third offense;

(B) To do work or to direct, permit, encourage, assist, aid, abet or cause others to do work without first having obtained any permit required by this Code, or in violation of Section 13-12-050 of this Code;

(C) To violate or to direct, permit, encourage, assist, aid, abet or cause others to violate any stop work order issued under this Code;

(D) To hire any subcontractor or to direct, permit, encourage, assist, aid, abet or cause others to hire any subcontractor who lacks a valid license to perform the work for which the subcontractor is hired;

(E) To submit any bid on general contracting work without a valid license issued under this chapter;

(F) To fail to allow the department of buildings or the department of business affairs and consumer protection to examine pursuant to Section 4-36-120(B) the financial books and records of the business within three business days of the time a written request for such an examination is made by the commissioner of buildings or the department of business affairs and consumer protection;

(G) To fail to comply with the Workers' Compensation Act, as amended;

(H) To fail to maintain any insurance required by law, including but not limited to workers' compensation insurance and automobile liability insurance;

(I) To knowingly make or cause to be made a false statement of material fact on or in connection with a building permit application;

(J) To knowingly submit or cause to be submitted in support of a building permit application any document containing false or fraudulent information;

(K) To knowingly affix or cause to be affixed a false signature on a building permit application;

(L) To bribe or attempt to bribe or cause others to bribe or attempt to bribe any building inspector, government official, city personnel or other person in connection with an act related to general contracting as defined in Section 4-36-010.

(M) To knowingly engage or cause others to engage in any conduct in connection with a building permit application in violation of the Illinois Architecture Practice Act, the Illinois Professional Land Surveyor Act, the Illinois Professional Engineering Practice Act or the Illinois Structural Engineering Act, as amended.

(N) To do work or to direct, permit, encourage, assist, aid, abet or cause others to do work in violation of the zoning code or in a manner that fails to conform to the minimum standards of health or safety set forth in this Code or in any other applicable law or that otherwise endangers the health or safety of construction site workers, or the current or eventual users or occupants of a building or premises or the general public.

(O) To fail to comply with any requirement applicable to the contractor on a project as set forth in Article XIV of Chapter 11-4 of this Code.

The prohibitions set forth in subsections (A) through (O) of this section shall apply to the licensee and to all controlling persons.

4-36-120 Duties.

A licensee under this chapter shall have the following duties:

(A) To maintain a list that includes information about all permits obtained and all contractors or subcontractors performing work on any project permitted or requiring a permit, under this Code, including the contractor's or subcontractor's name and address, and if applicable, their license number. If requested by the commissioner, the general contractor shall produce this list within 72 hours of the commissioner's request.

(B) To maintain sufficient and proper personnel, financial ability and facility to coordinate, develop, provide management expertise and complete in its entirety any proposed work for which a permit has been issued or is required to be issued under this Code. If the commissioner of buildings or the department of business affairs and consumer protection receives a complaint, or otherwise has reasonable cause to believe, that a licensee or any person requiring a license under this chapter is not financially solvent, the commissioner and the department of business affairs and consumer protection are authorized to examine that licensee's or person's financial books and records in order to determine whether the person's past and current financial solvency and expectations for financial solvency in the future give rise to a reasonable expectation that the person can successfully do business as a general contractor without jeopardizing the public health, safety or welfare, and can carry through to completion any project permitted or requiring a permit under this Code. Financial solvency is a continuing requirement for maintaining a license under this chapter. Any financial books and records submitted pursuant to this subsection, and all information contained therein, shall be deemed confidential, shall be used for purposes of enforcing this subsection only, and shall not be divulged to any person or agency, except to the United States Attorney, the Illinois Attorney General, the State's Attorney of Cook County or to the extent required by law. Any person who uses or divulges confidential information in violation of the requirements of this subsection shall be subject to incarceration for a term not to exceed six months or a fine not to exceed $500.00 or both.

(C) To assure compliance with the building code by its employees, agents and subcontractors in the performance of a project.

(D) To comply with all reasonable requests made by any authorized city official necessary or appropriate to implement the requirements of this chapter;

(E) To cooperate fully with any authorized city official in any inquiry, inspection or investigation necessary or appropriate to implement the requirements of this chapter;

(F) To keep a copy of the certificate of insurance required under Section 4-36-090 at the following locations: (1) the licensee's principal office or place of business, as identified in the license application; and (2) each construction site within the city managed or controlled by the licensee. Upon request, such copy of the certificate of insurance shall be made available for inspection by any city inspector or other authorized city official.

The duties set forth in this section shall apply to the licensee and to all controlling persons.

(G) If the licensee is engaged at a specific job site in the business of home repair, as defined in Section 4-6-280(a), to comply with the requirements set forth in paragraphs (2) through (6), inclusive, of Section 4-6-280(d) and in paragraphs (1) through (4), inclusive, of Section 4-6-280(c).

4-36-130 Permit privileges – Suspension for failure to correct defects in work.

If the commissioner of buildings determines that a licensee or any person requiring a license under this chapter has failed to correct any substantial defect, error or deficiency, or has established a pattern of deviating from the drawings or plans approved by the appropriate department issuing the permit, in any work done under the authority of a permit issued pursuant to this Code, the commissioner shall notify the licensee or person that if the noncompliance is not corrected to the satisfaction of the department within ten business days after written notification thereof, the issuance to the general contractor of any new permit for any work at any location shall be prohibited until the noncompliance is cured. If the general contractor fails to correct the noncompliance within ten business days after written notification thereof, the commissioner shall, without further notice, stop the issuance of any new permit to the general contractor until such time that the noncompliance is corrected and the correction is inspected and approved by the department.

For purposes of this section:

"Substantial defect, error or deficiency" means any construction, alteration, installation, repair or razing of any building, structure, premises or part thereof which (i) is being done or has been done without any permit required by this Code; or (ii) creates a danger to the health or safety of workers on the site, to current or eventual users or occupants of the building, structure, premises or part thereof, or to the general public.

"Pattern" means five or more uncorrected deviations from any permit at one or more construction sites within any six-month period.

4-36-140 License – Immediate suspension based upon a pattern of substantial code violations.

If the commissioner of buildings determines that a licensee is engaging in or has engaged in a pattern of substantial code violations, the commissioner may order the temporary suspension of any license issued pursuant to this chapter for a period not to exceed ten days. Notice of the temporary suspension and the grounds for that suspension shall be immediately sent or delivered to the licensee. The licensee shall have an opportunity for a hearing before the department of business affairs and consumer protection prior to the expiration of the ten day temporary suspension. If the department of business affairs and consumer protection determines by a preponderance of the evidence that a pattern of substantial code violations exists, nothing in this

section shall prevent the department of business affairs and consumer protection from suspending the licensee's general contractor license for a longer period of time or from revoking the license in accordance with Section 4-4-280 of this Code.

For purposes of this subsection, the term “pattern of substantial code violations” means five or more violations of the building code which imperil the public health, safety or welfare, or two or more violations of any stop work order issued pursuant to this Code, or any combination thereof involving five or more violations of this Code, within any six-month period, at one or more construction sites within the city managed or controlled by the licensee.

4-36-145 License suspension pending final adjudication of a bribery charge.

If the commissioner has knowledge that a licensee under this chapter or any controlling person has been indicted or charged with any offense set forth in item (L) of Section 4-36-110 or with a similar offense under any State or Federal law and the commissioner determines that continued operation of the licensed business or activity may pose a threat to the public health, safety or welfare or may threaten to impair public confidence in the licensed business or activity, the commissioner may suspend the general contractor license of such licensee, in accordance with the requirements of Section 4-4-280, until final adjudication is made with respect to such offense. The subject matter of any hearing conducted under Section 4-4-280 shall be limited to determining (1) whether the licensee or any controlling person has, in fact, been indicted or charged with any offense set forth in item (L) of Section 4-36-110 or with a similar offense under any State or Federal law; and (2) whether such offense is connected in any way with an act related to general contracting; and (3) whether continued operation of the licensed business or activity may pose a threat to the public health, safety or welfare or may threaten to impair public confidence in the licensed business or activity. The burden of proving that continued operation of the licensed business or activity does not pose a threat to the public health, safety or welfare and does not threaten to impair public confidence in the licensed business or activity shall be on the licensee.

4-36-150 License – Suspension or revocation.

Any violation of this chapter or of the building code or of any regulation promulgated thereunder may result in license suspension or revocation in accordance with the requirements Section 4-4-280 of this Code.

4-36-160 License revocation – Four-year wait for new license.

No person whose license under this chapter is revoked for any cause shall be granted another general contractor license under the same or a different name for a period of four years after the date of revocation.

4-36-170 Regulations.

The commissioner of buildings shall have the authority to promulgate rules and regulations necessary to implement the requirements of this chapter.

4-36-180 Enforcement.

The commissioner of buildings shall (i) enforce the requirements of this chapter; (ii) investigate complaints regarding violations of this chapter; and (iii) maintain a roster of all licensees under this chapter and of all persons whose general contractor license has been suspended or revoked within the previous four years.

(Added Coun. J. 10-1-03, p. 9163, § 2.1)

4-36-190 Violation – Penalty.

Except as otherwise provided in this chapter, any person violating any of the requirements of this chapter shall be fined, as follows:

(A) If the person holds or requires a Class A license under this chapter: not less than $1,000.00, nor more than $5,000.00, for each offense;

(B) If the person holds or requires a Class B license under this chapter: not less than $750.00, nor more than $3,500.00, for each offense;

(C) If the person holds or requires a Class C license under this chapter: not less than $500.00, nor more than $2,500.00, for each offense;

(D) If the person holds or requires a Class D license under this chapter: not less than $400.00, nor more than $2,000.00, for each offense;

(E) If the person holds or requires a Class E license under this chapter: not less than $250.00, nor more than $1,000.00, for each offense.

Each day that a violation continues shall constitute a separate and distinct offense.

PROPOSAL TO BE EXECUTED BY A CORPORATION

The undersigned, hereby acknowledges having received **Specification No. 1204790** containing a full set of Contract Documents, including, but not limited to, 1) Instructions to Bidders (Proposers), 2) General Conditions, 3) Special Conditions, 4) Contract Plans or Drawings (if applicable) 5) Detailed Specifications or Scope of Services, Evaluation/Selection Criteria and Submittal Requirements (If RFP/RFQ), 6) Proposal Pages, 7) Certifications and 8) Addenda Nos. **(none unless indicated here)** _____, and affirms that the corporation shall be bound by all the terms and conditions contained in the Contract Documents, regardless of whether a complete set thereof is attached to this proposal, except only to the extent that the corporation has taken express written exception thereto in the sections of this specification designated for that purpose.

Under penalty of perjury, the undersigned: (1) warrants that he/she was authorized to submit an EDS on behalf of the Disclosing Party on-line; (2) warrants that all certifications and statements contained in the EDS are true, accurate and complete as of the date the EDS was submitted on-line; and (3) further warrants that, as of the date of submission of this proposal or bid, there have been no changes in Circumstances since the date that the EDS was submitted that would render any certification in the EDS false, inaccurate or incomplete.

Further, the undersigned being duly sworn deposes and says on oath that no disclosures of ownership interests have been withheld and the information provided therein to the best of its knowledge is current and the undersigned has not entered into any agreement with any other bidder (proposer) or prospective bidder (proposer) or with any other person, firm or corporation relating to the price named in this proposal or any other proposal, nor any agreement or arrangement under which any act or omission in restraint of freedom of competition among bidders (proposers) and has not disclosed to any person, firm or corporation the terms of this bid (proposal) or the price named herein.

Proposals must be submitted with original signatures in the space provided. Proposals not properly signed will be rejected.

NAME OF CORPORATION: _____
(Print or Type)

SIGNATURE OF PRESIDENT*:
(Or Authorized Officer) _____
(Signature)

TITLE OF SIGNATORY: _____
(Print or Type)

BUSINESS ADDRESS: _____
(Print or Type)

*Note: In the event that this bid (proposal) is signed by other than the President, attach hereto a certified copy of that section of Corporate By-Laws or other authorization, such as a resolution by the Board of Directors, which permits the person to sign the offer for the Corporation.

ATTEST: _____
(Corporate Secretary Signature)
(Affix Corporate Seal)

State of _____
County of _____

This instrument was acknowledged before me on this _____ day of _____, 20___ by _____ as President (or other authorized officer) and _____ as Secretary of _____ (Corporation Name).
(Seal)

_____
Notary Public Signature
Commission Expires: _____

PROPOSAL TO BE EXECUTED BY A JOINT VENTURE

The undersigned, hereby acknowledges having received **Specification No. 1204790** containing a full set of Contract Documents, including, but not limited to, 1) Instructions to Bidders (Proposers), 2) General Conditions, 3) Special Conditions, 4) Contract Plans or Drawings (if applicable) 5) Detailed Specifications or Scope of Services, Evaluation/Selection Criteria and Submittal Requirements (If RFP/RFQ), 6) Proposal Pages, 7) Certifications and 8) Addenda Nos. **(none unless indicated here)** _____, and affirms that the Joint Venture shall be bound by all the terms and conditions contained in the Contract Documents, regardless of whether a complete set thereof is attached to this proposal, except only to the extent that the Joint Venture has taken express written exception thereto in the sections of this specification designated for that purpose.

Under penalty of perjury, the undersigned: (1) warrants that he/she was authorized to submit an EDS on behalf of the Disclosing Party on-line; (2) warrants that all certifications and statements contained in the EDS are true, accurate and complete as of the date the EDS was submitted on-line; and (3) further warrants that, as of the date of submission of this proposal or bid, there have been no changes in Circumstances since the date that the EDS was submitted that would render any certification in the EDS false, inaccurate or incomplete.

Further, the undersigned being duly sworn deposes and says on oath that no disclosures of ownership interests have been withheld and the information provided therein to the best of its knowledge is current and the undersigned has not entered into any agreement with any other bidder (proposer) or prospective bidder (proposer) or with any other person, firm or corporation relating to the price named in this proposal or any other proposal, nor any agreement or arrangement under which any act or omission in restraining of free competition among bidders (proposers) and has not disclosed to any person, firm or corporation the terms of this bid (proposal) or the price named herein.

Proposals must be submitted with original signatures in the space provided. Proposals not properly signed will be rejected.

JOINT VENTURE NAME: _____
(Print or Type)

JOINT VENTURE ADDRESS: _____
(Print or Type)

If you are operating under an assumed name, provide County registration number herein under as provided in the Illinois Revised Statutes 1965 Chapter 96 Sec. 4 et seq.
Registration Number: _____
SIGNATURES AND ADDRESSES OF ALL MEMBERS OF THE JOINT VENTURE
(If all members of the Joint Venture do not sign, indicate authority of signatories by attaching copy of Joint Venture agreement or other authorizing document):
SIGNATURE OF Authorized Party: _____
(Signature)
TITLE OF SIGNATORY: _____
(Print or Type)

BUSINESS ADDRESS: _____
(Print or Type)
ATTEST: _____
(Joint Venture Secretary Signature)
(Affix Joint Venture Seal)

OR
Joint Venturer Signature: _____
(Signature)
Address: _____
(Print or Type)
Joint Venturer Signature: _____
(Signature)
Address: _____
(Print or Type)
Joint Venturer Signature: _____
(Signature)

Address: _____
(Print or Type)

State of _____
County of _____

This instrument was acknowledged before me on this _____ day of _____, 20___ by _____ as President (or other authorized officer) and _____ as Secretary of _____ (Corporation Name).
(Seal)

_____
Notary Public Signature
Commission Expires: _____

PROPOSAL TO BE EXECUTED BY A PARTNERSHIP

The undersigned, hereby acknowledges having received **Specification No. 1204790** containing a full set of Contract Documents, including, but not limited to, 1) Instructions to Bidders (Proposers), 2) General Conditions, 3) Special Conditions, 4) Contract Plans or Drawings (if applicable) 5) Detailed Specifications or Scope of Services, Evaluation/Selection Criteria and Submittal Requirements (If RFP/RFQ), 6) Proposal Pages, 7) Certifications and 8) Addenda Nos. **(none unless indicated here)** _____, and affirms that the partnership shall be bound by all the terms and conditions contained in the Contract Documents, regardless of whether a complete set thereof is attached to this proposal, except only to the extent that the partnership has taken express written exception thereto in the sections of this specification designated for that purpose.

Under penalty of perjury, the undersigned: (1) warrants that he/she was authorized to submit an EDS on behalf of the Disclosing Party on-line; (2) warrants that all certifications and statements contained in the EDS are true, accurate and complete as of the date the EDS was submitted on-line; and (3) further warrants that, as of the date of submission of this proposal or bid, there have been no changes in Circumstances since the date that the EDS was submitted that would render any certification in the EDS false, inaccurate or incomplete.

Further, the undersigned being duly sworn deposes and says on oath that no disclosures of ownership interests have been withheld and the information provided therein to the best of its knowledge is current and the undersigned has not entered into any agreement with any other bidder (proposer) or prospective bidder (proposer) or with any other person, firm or corporation relating to the price named in this proposal or any other proposal, nor any agreement or arrangement under which any act or omission in restraining of free competition among bidders (proposers) and has not disclosed to any person, firm or corporation the terms of this bid (proposal) or the price named herein.

Proposals must be submitted with original signatures in the space provided. Proposals not properly signed will be rejected.

BUSINESS NAME: _____
(Print or Type)

BUSINESS ADDRESS: _____
(Print or Type)

If you are operating under an assumed name, provide County registration number herein under as provided in the Illinois Revised Statutes 1965 Chapter 96 Sec. 4 et seq.

Registration Number: _____

SIGNATURES AND ADDRESSES OF ALL MEMBERS OF THE PARTNERSHIP
(If all General Partners do not sign, indicate authority of partner signatories by attaching copy of partnership agreement or other authorizing document):

Partner Signature: _____
(Signature)
Address: _____
(Print or Type)

Partner Signature: _____
(Signature)
Address: _____
(Print or Type)

Partner Signature: _____
(Signature)
Address: _____
(Print or Type)

State of _____
County of _____

This instrument was acknowledged before me on this _____ day of _____, 20___ by _____ as President (or other authorized officer) and _____ as Secretary of _____ (Corporation Name).
(Seal)

_____
Notary Public Signature
Commision Expires: _____

PROPOSAL TO BE EXECUTED BY A SOLE PROPRIETOR

The undersigned, hereby acknowledges having received **Specification No. 1204790** containing a full set of Contract Documents, including, but not limited to, 1) Instructions to Bidders (Proposers), 2) General Conditions, 3) Special Conditions, 4) Contract Plans or Drawings (if applicable) 5) Detailed Specifications or Scope of Services, Evaluation/Selection Criteria and Submittal Requirements (If RFP/RFQ), 6) Proposal Pages, 7) Certifications and 8) Addenda Nos. **(none unless indicated here)** _____, and affirms that the sole proprietor shall be bound by all the terms and conditions contained in the Contract Documents, regardless of whether a complete set thereof is attached to this proposal, except only to the extent that the sole proprietor has taken express written exception thereto in the sections of this specification designated for that purpose.

Under penalty of perjury, the undersigned: (1) warrants that he/she was authorized to submit an EDS on behalf of the Disclosing Party on-line; (2) warrants that all certifications and statements contained in the EDS are true, accurate and complete as of the date the EDS was submitted on-line; and (3) further warrants that, as of the date of submission of this proposal or bid, there have been no changes in Circumstances since the date that the EDS was submitted that would render any certification in the EDS false, inaccurate or incomplete.

Further, the undersigned being duly sworn deposes and says on oath that no disclosures of ownership interests have been withheld and the information provided therein to the best of its knowledge is current and the undersigned has not entered into any agreement with any other bidder (proposer) or prospective bidder (proposer) or with any other person, firm or corporation relating to the price named in this proposal or any other proposal, nor any agreement or arrangement under which any act or omission in restraining of free competition among bidders (proposers) and has not disclosed to any person, firm or corporation the terms of this bid (proposal) or the price named herein.

Proposals must be submitted with original signatures in the space provided. Proposals not properly signed will be rejected.

SIGNATURE OF PROPRIETOR: _____
(Signature)

DOING BUSINESS AS: _____
(Print or Type)

Business Address: _____
(Print or Type)

If you are operating under an assumed name, provide County registration number herein under as provided in the Illinois Revised Statutes 1965 Chapter 96 Sec. 4 et seq.

Registration Number: _____
(Print or Type)

State of _____
County of _____

This instrument was acknowledged before me on this _____ day of _____, 20___ by _____ as President (or other authorized officer) and _____ as Secretary of _____ (Corporation Name).
(Seal)

_____
Notary Public Signature
Commission Expires: _____

PROPOSAL ACCEPTANCE

Contract No.: _____

Specification No.: _____

Vendor Name: _____

Total Amount (Value): _____

Fund Chargeable: _____

The undersigned, on behalf of the CITY OF CHICAGO, a municipal corporation of the State of Illinois, hereby accept the foregoing bid items as identified in the proposal.

CITY OF CHICAGO

_____

Mayor Date

_____

Comptroller Date

_____

Chief Procurement Officer Date

AFFIDAVIT OF AVAILABILITY
For the Letting of_____

Instructions: Complete this form by either typing or using black ink. "Authorization to Bid" will not be issued unless both sides of this form are completed in detail. Use additional forms as needed to list all work.

Part I. Work Under Contract
List below all work you have under contract as either a prime contractor or a subcontractor. It is required to include all pending low bids not yet awarded or rejected. In a joint venture, list only that portion of the work which is the responsibility of your company. The uncompleted dollar value is to be based upon the most recent engineer's or owners estimate, and must include work subcontracted to others. If no work is contracted, show N**ONE.**

	1	2	3	4	Awards Pending	
County and Section Number						
Contract With						
Estimated Completion Date						
Total Contract Price						Accumulated Totals
Uncompleted Dollar Value if Firm is the Prime Contractor						
Uncompleted Dollar Value if Firm is the Subcontractor						
					Total Value of All Work	

Part II. Awards Pending and Uncompleted Work to be done with your own forces.

List below the uncompleted dollar value of work for each contract and awards pending to be completed with your own forces. All work subcontracted to others will be listed on the reverse of this form. In a joint venture, list only that portion of the work to be done by your company. If no work is contracted, show NONE.

						Accumulated Totals
Earthwork						
Portland Cement Concrete Paving						
Bituminous Plant Mix						
Bituminous Aggregate Mixture						
Miscellaneous Bituminous Paving						
Clean & Seal Cracks/Joints						
Aggregate Bases & Surfaces						
Highway, R.R. and Waterway Structures						
Drainage						
Electrical						
Cover and Seal Coats						
Miscellaneous Concrete Construction						
Landscaping						
Fencing						
Guardrail						
Painting						
Signing						
Fabrication						

Affidavit of Availability

Building Construction						
Other Construction (List)						
Totals						

Disclosure of this information is **REQUIRED** to accomplish the statutory purpose as outlined in the “Illinois Procurement Code". Failure to comply will result in non-issuance of an "Authorization To Bid." This form has been approved by the State Forms Management Center.

Part III. Work Subcontracted to Others.

For each contract described in Part I, list all the work you have subcontracted to others.

	1	2	3	4	Awards Pending
Subcontractor					
Type of Work					
Subcontract Price					
Amount Uncompleted					
Subcontractor					
Type of Work					
Subcontract Price					
Amount Uncompleted					
Subcontractor					
Type of Work					
Subcontract Price					
Amount Uncompleted					
Subcontractor					
Type of Work					
Subcontract Price					
Amount Uncompleted					
Subcontractor					
Type of Work					
Subcontract Price					
Amount Uncompleted					
Total Uncompleted					

Affidavit of Availability

I, being duly worn, do hereby declare that this affidavit is a true and correct statement relating to ALL uncompleted contracts of the undersigned for Federal, State, County, City and private work, including ALL subcontract work, ALL pending low bids not yet awarded or rejected and ALL estimated completion dates.

Subscribed and sworn to before me

this _____ day of _____ _____

_____
Notary Public

My commission expires _____

(Notary Seal)

Type or Print Name _____
Officer or Director Title

Signed _____

Company _____

Address _____

_____

SCHEDULE B: AFFIDAVIT OF DBE/NON-DBE JOINT VENTURE
(FTA, FHWA and FAA Funded Contracts)

Note: If all joint venturers are DBEs, a written joint venture agreement between the DBE venturers may be submitted in lieu of this form. In all proposed joint ventures, each DBE venturer must submit a copy of its current Letter of Certification.

ALL INFORMATION REQUESTED BY THIS SCHEDULE MUST BE ANSWERED IN THE SPACES PROVIDED. DO NOT REFER TO YOUR JOINT VENTURE AGREEMENT EXCEPT TO EXPAND ON ANSWERS PROVIDED ON THIS FORM. IF ADDITIONAL SPACE IS REQUIRED, ADDITIONAL SHEETS MAY BE ATTACHED.

I. Name of joint venture: _____
Address of joint venture: _____
_____
Phone number of joint venture: _____

II. Identify each non-DBE venturer(s):
Name of Firm: _____
Address: _____
_____
Phone: _____
Contact person for matters concerning DBE compliance: _____

III. Identify each DBE venturer(s):_____
Name of Firm_____
Address: _____
_____
Phone: _____
Contact person for matters concerning DBE compliance: _____

IV. Describe the role(s) of the DBE venturer(s) in the joint venture:
_____
_____
_____
_____

V. Attach a copy of the joint venture agreement. In order to demonstrate the DBE venturer□s share in the ownership, control, management responsibilities, risks and profits of the joint venture, the proposed joint venture agreement must include specific details related to: (1) the contributions of capital and equipment; (2) work items to be performed by the DBE□s own forces; (3) work items to be performed under the supervision of the DBE venturer; and (4) the commitment of management, supervisory and operative personnel employed by the DBE to be dedicated to the performance of the project.

VI. Ownership of the Joint Venture.

A. What are the percentage(s) of DBE ownership of the joint venture?
DBE ownership percentage(s) _____
Non-DBE ownership percentage(s) _____

DBE Construction Rev. 6/8/01 (dlh)

Schedule B

B. Specify DBE percentages for each of the following (provide narrative descriptions and other details as applicable):

1. Profit and loss sharing: _____
2. Capital contributions:
   (a) Dollar amounts of initial contribution: _____
   (b) Dollar amounts of anticipated on-going contributions: _____

3. Contributions of equipment (specify types and quantities of equipment to be provided by each venturer):_____
   _____
   _____

4. Other applicable ownership interests, including ownership options or other agreements which restrict or limit ownership and/or control:_____
   _____
   _____
   _____

5. Provide copies of all written agreements between venturers concerning this project.

6. Identify each current City of Chicago contract (and each contract completed during the past two (2) years) by a joint venture of two or more firms participating in this joint venture:
   _____
   _____
   _____

VII. Control of and Participation in the Joint Venture. Identify by name and firm those individuals who are, or will be, responsible for, and have the authority to engage in the following management functions and policy decisions. (Indicate any limitations to their authority such as dollar limits and co-signatory requirements.):

A. Joint venture check signing:
_____
_____
_____

B. Authority to enter contracts on behalf of the joint venture:
_____
_____
_____

C. Signing, co-signing and/or collateralizing loans:
_____
_____
_____

D. Acquisition of lines of credit:
_____
_____
_____

Schedule B

E. Acquisition and indemnification of payment and performance bonds:

_____
_____
_____

F. Negotiating and signing labor agreements:

_____
_____
_____

G. Management of contract performance. (identify by name and firm only):

1. Supervision of field operations: _____
2. Major purchases:_____
3. Estimating:_____
4. Engineering:_____

VIII. Financial Controls of joint venture:

A. Which firm and/or individual will be responsible for keeping the books of account?

_____

B. Identify the "managing partner," if any, and describe the means and measure of their compensation:

_____
_____
_____

C. What authority does each venturer have to commit or obligate the other to insurance and bonding companies, financing institutions, suppliers, subcontractors, and/or other parties participating in the performance of this contract or the work of this project?

_____
_____
_____

IX. State the approximate number of operative personnel (by trade) needed to perform the joint venture's work under this contract. Indicate whether they will be employees of the non-DBE firm, the DBE firm, or the joint venture.

Trade	Non-DBE Firm (number of employees)	DBE (number of employees)	Joint Venture (number of employees)

DBE Construction Rev. 6/8/01 (dlh)

Schedule B

Note: If any personnel proposed for this project will be employees of the joint venture:

A. Are any proposed joint venture employees currently employed by either venturer?

Currently employed by non-DBE (number) _____
Currently employed by DBE _____

B. Identify by name and firm the individual who will be responsible for hiring joint venture employees:

_____

C. Which venturer will be responsible for the preparation of joint venture payrolls:

_____

XI. Please state any material facts of additional information pertinent to the control and structure of this joint venture.

_____
_____
_____
_____
_____
_____
_____
_____
_____
_____
_____
_____
_____
_____
_____
_____
_____
_____
_____

The undersigned affirms that the foregoing statements are correct and include all material information necessary to identify and explain the terms and operations of our joint venture and the intended participation of each venturer in the undertaking. Further, the undersigned covenant and agree to provide to the City current, complete and accurate information regarding actual joint venture work and the payment therefore, and any proposed changes in any provision of the joint venture agreement, and to permit the audit and examination of the books, records and files of the joint venture, or those of each venturer relevant to the joint venture by authorized representatives of the City or the Federal funding agency.

Any material misrepresentation will be grounds for terminating any contract which may be awarded and for initiating action under federal or state laws concerning false statements.

DBE Construction Rev. 6/8/01 (dlh)

Schedule B

Note: If there are any changes in the information submitted after filing this Schedule B and before the completion of the joint venture's work on the project, the joint venture must inform the City of Chicago, either directly or through the prime contractor if the joint venture is a subcontractor.

_____	_____
Name of DBE Partner Firm	Name of Non-DBE Partner Firm
_____	_____
Signature of Affiant	Signature of Affiant
_____	_____
Name and Title of Affiant	Name and Title of Affiant
_____	_____
Date	Date

On this _____ day of _____ , 20 ____, the above-signed officers

_____,
(names of affiants)
personally appeared and, known to me to be the persons described in the foregoing Affidavit, acknowledged that they executed the same in the capacity therein stated and for the purpose therein contained.

IN WITNESS WHEREOF, I hereunto set my hand and official seal.

Signature of Notary Public

My Commission Expire: _____

(SEAL)

DBE Construction Rev. 6/8/01 (dlh)

SCHEDULE C: LETTER OF INTENT FROM DBE TO PERFORM AS SUBCONTRACTOR, SUPPLIER AND/OR CONSULTANT

Name of Project/Contract:_____
Department Project Number:_____
Specification Number:_____

From:_____

(Name of DBE Firm)

To:_____and the City of Chicago:

(Name of Prime Contractor)

The DBE status of the undersigned is confirmed by the attached **Letter of Certification** from the **City of Chicago** dated_____(or letter of certification from the Illinois Department of Transportation dated _____). If proposing to perform as a DBE/non-DBE Joint Venture, then Letter of Certification from DBE venturer is attached along with completed Schedule B and joint venture agreement.

The undersigned is prepared to provide the following described services or supply the following described goods in connection with the above named project/contract:

Pay Item No. / Description	Quantity / Unit Price	Total

Sub (or Grand) Total: $_____

Partial Pay Items: (If any of the above items are partial pay items, specifically describe the work and subcontract dollar amount):

_____
_____
_____
_____
_____
_____

Grand Total: $_____

If more space is needed to fully describe the DBE firm's (or DBE/non-DBE joint venturer∗s) proposed scope of work and/or payment schedule, attach additional sheets.

DBE Construction Rev. 6/8/01 (dlh)

Schedule C

SUB-SUBCONTRACTING LEVELS

_____ % of the dollar value of the DBE's subcontract that will be sublet to non-DBE contractors.

_____ % of the dollar value of the DBE's subcontract that will be sublet to DBE contractors.

NOTICE: IF DBE WILL NOT BE SUB-SUBCONTRACTING ANY OF THE WORK DESCRIBED IN THIS SCHEDULE, A ZERO (0) MUST BE SHOWN IN EACH BLANK SPACE ABOVE.

NOTICE: IF MORE THAN TEN PERCENT (10%) OF THE VALUE OF THE DBE∗s SCOPE OF WORK WILL BE SUBLET, A BRIEF EXPLANATION AND DESCRIPTION OF THE WORK TO BE SUBLET MUST BE ATTACHED TO THIS SCHEDULE.

Conditioned upon your execution of a contract with the City of Chicago, the undersigned will enter into a formal written agreement for the above described work with your firm as a Prime Contractor, and will do so within (3) three working days of your receipt of a signed contract from the City of Chicago.

NOTICE: THIS SCHEDULE (AND ALL ACCOMPANYING ATTACHMENTS) MUST BE SUBMITTED WITH ORIGINAL SIGNATURES.

_____
(Signature of Owner, President or Authorized Agent of DBE)

_____
Name /Title (Print)

_____
Date

_____
Phone

If proposing to perform as a DBE/non-DBE Joint Venture:

_____
(Signature of Owner, President or Authorized Agent of non-DBE)

_____
Name /Title (Print)

_____
Date

_____
Phone

DBE Construction Rev. 6/8/01 (dlh)

SCHEDULE D: AFFIDAVIT OF PRIME CONTRACTOR
Regarding Disadvantaged Business Enterprises (DBEs)
(FTA and FHWA Funded Projects)

Project Name:_____
Department Project No:_____
Specification No:_____

State of _____)

County (City) of_____)

In connection with the above captioned contract, I HEREBY DECLARE AND AFFIRM that I am the _____and duly authorized representative of _____
(Title of Affiant) (Name of Prime Contractor)
and that I have personally reviewed the material and facts set forth in and submitted with the attached Schedules of Disadvantaged Business Enterprises (DBE), Schedule Cs and Schedule Bs (if applicable) and Schedule F, being such information.

Names of DBE Firms	Type of Work to be Performed (in accordance with Schedule Cs)	Credit Toward DBE Goal
		$
		$
		$
		$
		$
		$
		$
		$
		$
		$
		$
		$

Total DBE Credit:$_____

DBE Construction Rev. 6/8/01 (dlh)

Schedule D

To the best of my knowledge, information and belief the facts and representations contained in the aforementioned attached Schedules are true, and no material facts have been omitted.

The undersigned will enter into formal written agreements with all listed DBE firms for work as indicated in this Schedule D and accompanying Schedules, and will enter into such agreements within five (5) business days after receipt of the contract executed by the City of Chicago. Copies of each signed subcontract, purchase order, or other agreement will be submitted to the Department of Procurement Services so as to assure receipt within ten (10) business days after Award.

The Prime Contractor designates the following person as its DBE Liaison Officer:

_____
(Name- Please Print or Type) (Phone)

I DO SOLEMNLY DECLARE AND AFFIRM UNDER PENALTIES OF PERJURY THAT THE CONTENTS OF THE FOREGOING DOCUMENT ARE TRUE AND CORRECT, AND THAT I AM AUTHORIZED ON BEHALF OF THE PRIME CONTRACTOR TO MAKE THIS AFFIDAVIT.

_____
(Name of Prime Contractor -Print or Type)

_____
(Signature)

_____
(Name of Affiant)

_____
(Date)

On this _____ day of _____, 20___,
the above signed officer, _____,
(Name of Affiant)

personally appeared and, known by me to be the person described in the foregoing Affidavit, acknowledged that (s)he executed the same in the capacity stated therein and for the purposes therein contained.

IN WITNESS WHEREOF, I hereunto set my hand and seal.

_____
Notary Public Signature

Seal

Commission Expires:_____

DBE Construction Rev. 6/8/01 (dlh)

SCHEDULE F: REPORT OF SUBCONTRACTOR SOLICITATIONS
FHWA, FTA and FAA Funded Contracts

Project Name:_____
Specification #: _____

I,_____on behalf of_____
(Name of reporter) (Prime contractor)
have either personally solicited, or permitted a duly authorized representative of this firm to solicit, work for this contract from the following subcontractors which comprise all DBE and non-DBE subcontractors who bid or quoted price information on this contract:

Name of Subcontractor_____
Address of Subcontractor_____
Contact Person _____
Status: DBE Certified? _____Yes No
Type of Work Solicited_____
Years in Business (if available)_____
Annual Gross Receipts (if available) _____

Name of Subcontractor_____
Address of Subcontractor_____
Contact Person _____
Status: DBE Certified? _____Yes No
Type of Work Solicited_____
Years in Business (if available)_____
Annual Gross Receipts (if available) _____

Name of Subcontractor_____
Address of Subcontractor_____
Contact Person _____
Status: DBE Certified? _____Yes No
Type of Work Solicited_____
Years in Business (if available)_____
Annual Gross Receipts (if available) _____

Name of Subcontractor_____
Address of Subcontractor_____
Contact Person _____
Status: DBE Certified? _____Yes No
Type of Work Solicited_____
Years in Business (if available)_____
Annual Gross Receipts (if available) _____

Name of Subcontractor_____
Address of Subcontractor_____
Contact Person _____
Status: DBE Certified? _____Yes No

Type of Work Solicited_____

Years in Business (if available)_____

Annual Gross Receipts (if available) _____

(dlh) (Rev. 6/8/01)

STATUS REPORT OF DBE CONTRACT PAYMENTS
(FTA & FHWA Contracts)

Specification No.: _____
Department Project No.: _____
Date: _____
Voucher No.: _____

STATE OF: _____)

COUNTY (CITY) OF: _____)

In connection with the above-captioned contract:

I HEREBY DECLARE AND AFFIRM that I am the _____
(Title – Print or Type)

and duly authorized representative of _____
(Name of Company - Print or Type)

_____ (_____)_____
(Address of Company) (Phone)

and that the following Disadvantaged Enterprises (DBEs) have been contracted with, and have furnished, or are furnishing and preparing materials for, and have done or are doing labor on the above referenced project; that there is due and to become due them, respectively the amounts set opposite their names for material or labor as stated; and that this a full, true and complete statement of all such DBEs and of the amounts paid, due, and to become due to them:

DBE NAME	GOODS/SERVICES PROVIDED	AMOUNT OF CONTRACT	AMOUNT PAID TO DATE
		$	$
		$	$
		$	$
		$	$
		$	$
		$	$

TOTAL AMOUNT PAID TO DBEs TO DATE: $_____

(Revised November 27, 2000)

Status Report of DBE (Sub) Contract Payments

I DO SOLEMNLY DECLARE AND AFFIRM UNDER THE PENALTIES OF PERJURY THAT THE CONTENTS OF THE FOREGOING DOCUMENT ARE TRUE AND CORRECT, AND THAT I AM AUTHORIZED, ON BEHALF OF THE CONTRACTOR, TO MAKE THIS AFFIDAVIT.

Name of Contractor: _____
(Print or Type)

Signature: _____

Name of Affiant: _____

Date: _____
(Print or Type)

State of _____
County (City) of _____

This instrument was acknowledged before me on _____ (date)
by _____(name/s of person/s)
as _____ (type of authority, e.g., officer, trustee, etc.)
of _____ (name of party on behalf of whom instrument
was executed).

_____
Signature of Notary Public

(Seal)

(Revised November 27, 2000)

INSTRUCTIONS FOR COMPLETING ECONOMIC DISCLOSURE STATEMENT AND AFFIDAVIT (EDS) ON-LINE

The Bidder shall complete an online EDS prior to the bid due date. A Bidder who does not file an electronic EDS prior to the bid due date may be found non-responsive and its bid rejected. If you are unable to complete the online EDS and print a Certificate of Filing prior to the response due date, the City will accept a paper EDS provided written justification is provided explaining the Bidders good faith efforts to complete it before the response due date and the reasons why it could not be completed.

1.1. *ONLINE EDS FILING REQUIRED PRIOR TO BID OPENING*

The Bidder must complete an online EDS prior to the bid opening date.

A Bidder that does not file an electronic EDS prior to the bid opening will be found non-responsive and its bid will be rejected unless a paper EDS and written justification is submitted with the bid as explained in the above paragraph).

1.2. *ONLINE EDS WEB LINK*

The web link for the Online EDS is https://webapps.cityofchicago.org/EDSWeb

1.3. *ONLINE EDS NUMBER*

Upon completion of the online EDS submission process, the Proposer will be provided an EDS number. Bidders should provide this number here:

EDS Number: _____

1.4. *ONLINE EDS CERTIFICATION OF FILING*

Upon completion of the online submission process, the Proposer will be able to print a hard copy Certificate of Filing. The Proposer should submit the signed Certificate of Filing with its bid. Please insert your Certification of Filing following this page.

A Proposer that does not include a signed Certificate of Filing with its bid must provide it upon the request of the Chief Procurement Officer.

1.5. *PREPARATION CHECKLIST FOR REGISTRATION*

To expedite and ease your registration process, we recommend that you collect the following information prior to registering for an Online EDS user account:

	1. Invitation number, if you were provided an invitation number.
	2. EDS document from previous years, if available.
	3. Email address to correspond with the Online EDS system.
	4. Company Information:

	a. Legal Name
	b. FEIN/SSN
	c. City of Chicago Vendor Number, if available.
	d. Address and phone number information that you would like to appear on your EDS documents.
	e. EDS Captain. Check for an EDS Captain in your company - this maybe the person that usually submits EDS for your company, or the first person that registers for your company.

1.6. *PREPARATION CHECKLIST FOR EDS SUBMISSION*

To expedite and ease your EDS submission, we recommend that you collect the following information prior to updating your EDS information online.

Items #1 through #7 are needed for both EDS information updates and contract related EDS documents:

_____ 1. Invitation number, if you were provided with an invitation number.

_____ 2. Site address that is specific to this EDS.

_____ 3. Contact that is responsible for this EDS.

_____ 4. EDS document from previous years, if available.

_____ 5. Ownership structure, and if applicable, owners' company information:

_____ a. % of ownership

_____ b. Legal Name

_____ c. FEIN/SSN

_____ d. City of Chicago Vendor Number, if available.

_____ e. Address

_____ 6. List of directors, officers, titleholders, etc. (if applicable).

_____ 7. For partnerships/LLC/LLP/Joint ventures, etc.:

_____ a. List of controlling parties (if applicable).

Items #8 and #9 are needed ONLY for contract related EDS documents:

_____ 8. Contract related information (if applicable):

_____ a. City of Chicago contract package

_____ b. Cover page of City of Chicago bid/solicitation package

_____ c. If EDS is related to a mod, then cover page of your current contract with the City.

_____ 9. List of subcontractors and retained parties:

_____ a. Name

_____ b. Address

_____ c. Fees – Estimated or paid

1.7. *EDS FREQUENTLY ASKED QUESTIONS*

Q: Where do I file?

A: The web link for the Online EDS is https://webapps.cityofchicago.org/EDSWeb

Q: How do I get help?

A: If there is a question mark on a page or next to a field, click on the question mark for help filling out the page or field. You may also consult the User Manual and the Training Videos available on the left menu.

Q: Why do I have to submit an EDS?

A: The Economic Disclosure Statement (EDS) is required of applicants making an application to the City for action requiring City Council, City department or other City agency approval. For example, all bidders seeking a City contract are required to submit an EDS. Through the EDS, applicants make disclosures required by State law and City ordinances and certify compliance with various laws and ordinances. An EDS is also required of certain parties related to the applicant, such as owners and controlling parties.

Q: Who is the Applicant?

A: "Applicant" means any entity or person making an application to the City for action requiring City Council or other City agency approval. The applicant does not include owners and parent companies.

Q: Who is the Disclosing Party?

A: "Disclosing Party" means any entity or person submitting an EDS. This includes owners and parent companies.

Q: What is an entity or legal entity?

A: "Entity' or 'Legal Entity" means a legal entity (for example, a corporation, partnership, joint venture, limited liability company or trust).

Q: What is a person for purposes of the EDS?

A: "Person" means a human being.

Q: Who must submit an EDS?

A. An EDS must be submitted in any of the following three circumstances:

Applicants:	An Applicant must always file this EDS. If the Applicant is a legal entity, state the full name of that legal entity. If the Applicant is a person acting on his/her own behalf, state his/her name.
Entities holding	Whenever a legal entity has a beneficial interest (E. G. direct or indirect ownership) of more than 7.5% in the Applicant, each such legal entity

an interest:	must file an EDS on its own behalf.
Controlling entities:	Whenever a Disclosing Party is a general partnership, limited partnership, limited liability company, limited liability partnership or joint venture that has a general partner, managing member, manager or other entity that can control the day-to-day management of the Disclosing Party, that entity must also file an EDS on its own behalf. Each entity with a beneficial interest of more than 7.5% in the controlling entity must also file an EDS on its own behalf.

Q: What information is needed to submit an EDS?

A: The information contained in the Preparation Checklist for EDS submission.

Q: I don't have a user ID & password. Can I still submit an Online EDS?

A: No. You must register and create a user ID and password before submitting an Online EDS.

Q: What information is needed to request a user ID & password for Online EDS?

A: The information contained in the Preparation Checklist for Registration is needed to request a login for the Online EDS.

Q: I already have a username and password from another City web site (City Web Portal, Department of Construction and Permits, Department of Consumer Services, etc.). Can I log-in the Online EDS with that account?

A: Usually not. The Online EDS uses a user ID and password system that is shared by the Public Vehicle Advertising and Water Payment web sites. You may use a username and password from those sites by answering "Yes" to "Is this an existing City of Chicago user ID?" when registering. Other usernames and passwords will not be automatically recognized. However, you may choose to create an identical username for the Online EDS if it is not already taken.

Q: I don't have an email address. How do I submit an Online EDS?

A: You cannot get an account to submit an online EDS without an email address. If you need an e-mail address, we suggest that you use a free internet email provider such as www.hotmail.com or www.yahoo.com or gmail.com to open an account. The City does not endorse any particular free internet email provider. Public computers are available at all Chicago Public Library branches.

Q: I forgot my user ID. Can I register again?

A: No. If you are the EDS Captain of your organization, please contact the Department of Procurement Services at 312-744-4900. If you are an EDS team member, contact your EDS Captain, who can look up your user ID.

Q: Who is the EDS Captain?

A: The EDS Captain is a person who performs certain administrative functions for an organization which files an EDS. Each organization registered with the Online EDS has at least one EDS Captain. There may be co-captains, who are all equal. EDS Captains approve new users, change contact information for an organization, and de-active accounts of employees who have left the organization. Please see the User Manual for more information.

Q: Why do we need EDS Captains?

A: The Online EDS is designed to be a self-service web application which allows those doing or seeking to do business with the City to perform as many routine functions as possible without City intervention. Because many organizations have multiple staff filing an EDS, the EDS Captain role allows those organizations to self-manage the contact information and users.

Q: Who is the EDS team?

A: The EDS team for an organization is everyone who is registered to file an EDS on behalf of the organization.

Q: I forgot my password. What should I do?

A: To retrieve a temporary password, click the "Forgot your password?" link on the login page. Enter your user ID that you provided when you registered your account. The system will automatically generate a temporary password and send it to you. When you log-in with your temporary password, you will be asked to create a new password.

Q: How do I complete an Online EDS?

A: Click on "Create New" after logging in. The Online EDS system will walk you through the EDS questions. Please see the User Manual for details.

Q: How do I fill out a Disclosure of Retained Parties?

A: There is no longer a separate Disclosure of Retained Parties filing. After logging in, click on "Create New". Answer (click) "Contract" to "Is this EDS for a contract or an EDS information update?" Click "Fill out EDS", and click on the "Retained Parties" tab. When finished, click on "Ready to Submit."

Q: How do I attach documents?

A: Attachments are discouraged. If at all possible, please provide a concise explanation in the space provided in the online form. Attachments with pages of officers are not acceptable. Names of officers must be typed into the system. If you must provide an attachment for another reason, please send it to your City of Chicago contact (contract administrator or negotiator for procurements) and they will attach it for you. Documents can be sent in PDF (preferred), Word, or paper format.

Q: Who can complete an Economic Disclosure Statement online?

A: Any authorized representative of your business with a user ID and password can complete your EDS online. One person, such as an assistant, can fill in the information and save it, and another person can review and electronically sign the Online EDS.

Q: What are the benefits of filing my Economic Disclosure statement electronically?

A: Filing electronically reduces the chance of filing an incomplete EDS and speeds up the processing of contract awards. A certificate of filing can be printed at the completion of the process and inserted into your bid package. The biggest benefit for those who frequently do business with the City is that after the first EDS, each EDS is much easier to fill out because non-contract specific information is pre-filled from the last submitted EDS.

Q: Will my information be secure?

A: Yes. When making your internet connection to our Web Server, you will connect through a Secure Socket Layer (SSL for short) to the "Online EDS" login page. All information you type will be protected using strong encryption. Within the login page, you will provide us with a user ID, password, and secret question for user authentication, only you will have knowledge of this unique identification information.

Q: I am filing electronically. How do I sign my EDS?

A: Once you have completed the EDS, you will be prompted to enter your password and answer to your secret question. Together, these will serve as your electronic signature. Although you will also print and physically sign an EDS certification of filing as a notice that your EDS was filed, your EDS is complete as a legal document with only the electronic filing.

Q: My address has changed. How can I update my information?

A: You must be an EDS Captain for your organization to update this. Log-in and click on "Vendor Admin, Site Administration." Select the appropriate site and click edit.

Q: I have more questions. How can I contact the Department of Procurement Services?

A: Please contact the contract administrator or negotiator assigned to your solicitation or contract. You may call DPS at 312-744-4900 between 8:30 AM and 5:00 PM Central Time.

Q: Can I save a partially complete EDS?

A: Yes. Click "Save". To avoid data loss, we recommend you save your work periodically while filling out your EDS.

Q: Do I have to re-type my information each time I submit an EDS?

A: No. The system will remember non-contract specific information from your last submitted EDS for one year. This information will be filled-in for you in your new EDS. You will have an opportunity to correct it if it has changed since your last filing. When you submit your new EDS, the information is saved and the one-year clock begins running anew.

Q: What are the system requirements to use the Online EDS?

A: The following are minimum requirements to use the Online EDS:

- A PDF viewer such as Adobe Reader is installed and your web browser is configured to display PDFs automatically. You may download and install Adobe Reader free at http://get.adobe.com/products/reader/
- Your web browser is set to permit running of JavaScript.
- Your web browser allows cookies to be set for this site. Please note that while we use cookies in the Online EDS, we do not use them to track personally identifiable information, so your privacy is maintained.
- Your monitor resolution is set to a minimum of 1024 x 768.
- While not required to submit an EDS, if you wish to view the training videos, you must have Adobe Flash Plug in version 9 or higher, speakers, and sound. Please note that very old computers may not be able to run Adobe Flash and will not be able to play the training videos. In that case, we encourage you to seek help using the Online EDS Manuals. You may download and install Adobe Flash Plug in free at htty://get.adobe.com/flashplayer

The Online EDS has been tested on Internet Explorer 6.0 and 7.0 and Firefox 2.0 and 3.0 on Windows XP and Mac OS X. Although it should work on other browsers and operating systems, the City of Chicago cannot guarantee compatibility.

CITY OF CHICAGO ECONOMIC DISCLOSURE STATEMENT AND AFFIDAVIT

INSTRUCTIONS FOR COMPLETING

The City of Chicago (the "City") requires disclosure of the information requested in this Economic Disclosure Statement and Affidavit ("EDS") before any City agency, department or City Council action regarding the matter that is the subject of this EDS. Please fully complete each statement, with all information current as of the date this EDS is signed. If a question is not applicable, answer with "N.A." An incomplete EDS will be returned and any City action will be delayed.

Please print or type all responses clearly and legibly. Add additional pages if needed, being careful to identify the portion of the EDS to which each additional page refers.

For purposes of this EDS:

"Applicant" means any entity or person making an application to the City for action requiring City Council or other City agency approval.

"Disclosing Party" means any entity or person submitting an EDS.

"Entity" or **"Legal Entity"** means a legal entity (for example, a corporation, partnership, joint venture, limited liability company or trust).

"Person" means a human being.

WHO MUST SUBMIT AN EDS:

An EDS must be submitted in any of the following three circumstances:

1. Applicants: An Applicant must always file this EDS. If the Applicant is a legal entity, state the full name of that legal entity. If the Applicant is a person acting on his/her own behalf, state his/her name.

2. Entities holding an interest: Whenever a legal entity has a beneficial interest (i.e. direct or indirect ownership) of more than 7.5% in the Applicant, each such legal entity must file an EDS on its own behalf.

3. Controlling entities. Whenever a Disclosing Party is a general partnership, limited partnership, limited liability company, limited liability partnership or joint venture that has a general partner, managing member, manager or other entity that can control the day-to-day management of the Disclosing Party, that entity must also file an EDS on its own behalf. Each entity with a beneficial interest of more than 7.5% in the controlling entity must also file an EDS on its own behalf.

SEXUAL HARASSMENT POLICY AFFIDAVIT (SECTION 2-92-612)

The policy prohibiting sexual harassment as described in Section 2-92-612 of the Municipal Code of Chicago ("MCC") is applicable to contracts paid from funds belonging to or administered by the City.

Contract title:_____
Specification #:_____

In accordance with requirements set forth in Section 2-92-612 of the MCC, Contractor hereby attests that Contractor has a written policy prohibiting sexual harassment that includes, at a minimum, the following information:

(i) the illegality of sexual harassment;

(ii) the definition of sexual harassment; and

(iii) the legal recourse available for victims of sexual harassment.

Contractor understands that it may be required to produce records to the CPO to verify the information provided.

Under penalty of perjury the person signing below: (1) warrants that he/she is authorized to execute this Affidavit on behalf of Contractor, and (2) warrants that all certifications and statements contained in this Affidavit are true, accurate, and complete as of the date of execution.

Name of Contractor: _____

(Print or Type)

Signature of Authorized Officer: _____

(Signature)

Title of Signatory: _____

(Print or Type)

State of _____

County of _____

Signed and sworn (or affirmed) to before me on _____ (date) by

_____ (name/s of person/s making statement).

_____

(Signature of Notary Public) (Seal)

CONTRACTOR'S AFFIDAVIT REGARDING REMOVAL OF ALL WASTE MATERIALS AND IDENTIFICATION OF ALL LEGAL DUMP SITES

Contractor to show here the name and location of the ultimate disposal site he/she is proposing to use for the subject project:

SPECIFY THE TYPE OF MATERIALS TO BE DISPOSED OF:

_____

_____

LEGAL NAME OF LANDFILL/DISPOSAL SITE:

_____

(The Contractor must provide to the commissioner of his/her designated representative with copies of all dump tickets, manifests, etc.)

LOCATION ADDRESS: _____

PHONE: (_____)_____

CONTACT PERSON: _____

Disposal site submitted shall be of sufficient capacity as to insure acceptance of the volume of Construction and/or Demolition Debris received for the period of this contract. These disposal sites must meet all zoning and other requirements that may be necessary.

If requested by the Chief Procurement Officer, the Contractor shall submit copies of all contractual agreements, sanitary landfill permits and/or licenses for these disposal site(s) proposed by the Contractor.

(Revised 6/30/2000)

SPS/PS INITIALS RIDER ATTACHED

CONTRACTOR'S PERFORMANCE & PAYMENT BOND

Know All Men by these Presents, That we, **COMPANY NAME**
STREET ADDRESS
CITY, STATE ZIP CODE

Principal, hereinafter referred to as Contractor, and _____, Surety of the County of _____ and State of _____, are held and firmly bound unto the CITY OF CHICAGO in the penal sum of:

--- Dollar Amount in Words and 00/100 Dollars ($) ---

lawful money of the United States, for the payment of which sum of money, well and truly to be made, we bind ourselves, our heirs, executors, administrators, successors and assigns, jointly and severally, firmly by these presents.

Sealed with our seals and dated this _____ day of _____, 20__.

The Condition of the Above Obligation is such, that whereas the above bounden Contractor has entered into a certain contract with the City of Chicago, bearing

Contract No. **XXXXX** and Specification No. **XXXXXX** all in conformity with said contract, for,

Furnishing the City of Chicago, **Name of User Department**, all labor, tools, material, and equipment required and necessary for the project known as:

PROJECT DESCRIPTION

* The attached rider is incorporated herein by reference.

Now, if the said Contractor shall in all respects well and truly keep and perform the said contract on its part, in accordance with the terms and provisions of all of the Contract Documents comprising said contract, and in the time and manner therein prescribed, and further shall save, indemnify, and keep harmless the City of Chicago against all loss, damages, claims, liabilities, judgments, costs and expenses which may in anywise accrue against said City of Chicago, in consequence of the granting of said contract, or which may in anywise result therefrom, or which may result from strict liability, or which may in anywise result from any injuries to, or death of, any person, or damage to any real or personal property, arising directly or indirectly from or in connection with, work performed or to be performed under said contract by said Contractor, its Agents, Employees or Workmen, assignees, subcontractors, or anyone else, in any respect whatever, or which may result on account of any infringement of any patent by reason of the materials, machinery, devices or apparatus used in the performance of said contract, and moreover, shall pay to said City any sum or sums of money determined by the Purchasing Agent, and/or by a court of competent jurisdiction, to be due said City by reason of any failure or neglect in the performance of the requirements of said contract, wherefore the said Purchasing Agent shall have elected to suspend or cancel the same, and shall pay all claims and demands whatsoever, which may accrue to each and every materialman and subcontractor, and to each and every person who shall be employed by the said Contractor or by its assignees and subcontractors, in or about the performance of said contract, and with wages paid at prevailing wage rates if so required by said contract, and shall insure its liability to pay the compensation, and shall pay all claims and demands for compensation which may accrue to each and every person who shall be employed by them or any of them in or about the performance of said contract, or which shall accrue to the beneficiaries or dependents of any such person, under the provisions of the Workers' Compensation Act, 820 ILCS 305, as amended, and the Workers' Occupational Disease Act, 820 ILCS 310, as amended (hereinafter referred to as "Acts") then is this obligation to be null and void, otherwise to remain in full force and effect.

And it is hereby expressly understood and agreed, and made a condition hereof, that any judgement rendered against said City in any suit based upon any loss, damages, claims, liabilities, judgements, costs or expenses which may in anywise accrue against said City as a consequence of the granting of said contract, or which may in anywise result therefrom, or which may in anywise result from any injuries to, or death of, any person, or damage to any real or personal property; arising directly or indirectly from, or in connection with, work performed, or to be performed under said contract by said Contractor or its agents, employees or workmen, assignees, subcontractors, or anyone else and also any decision of the Industrial Commission of the State of Illinois;

and any order of court based upon such decision, or judgement thereon, rendered' against said City of Chicago in any suit or claim arising under the aforementioned Acts when notice of the pendency or arbitration proceedings or suit shall have been given said Contractor, shall be conclusive against each and all parties to this obligation, as to amount, liability and all other things pertaining thereto.

Every person furnishing material or performing labor in the performance of said contract, either as an individual, as a subcontractor, or otherwise, shall have the right to sue on this bond in the name of the City of Chicago for his use and benefit and in such suit said person as plaintiff, shall file a copy of this bond, certified by the party or parties in whose charge this bond shall be, which copy shall be,unless execution thereof be denied under oath; prima facie evidence of the execution and delivery of the original; provided, that nothing in thus bond contained shall be taken to make the City of Chicago liable to any subcontractor, materialman, laborer or to any other person to any greater extent than it would have been liable prior to the enactment of the Public Construction Bond Act, 30 ILCS 5 5 0 , as amended; provided further, that any person having a claim for labor and materials furnished m the performance of this contract shall have no right of action unless he shall have filed a verified notice of such claim with the Clerk of the City of Chicago within one hundred eighty (180) days after the date of the last item of work or the furnishing Of the last item of materials, and shall have furnished a copy of such verified notice to the contractor within ten (10) days of the filing of the notice with the City of Chicago. Such claim shall lie verified and shall contain the name and address of the claimant, the business address of the claimant within the State of Illinois, if any, or if the claimant be a foreign corporation having no place of business with the State the principal place of business of said corporation, and in all cases of partnership the names and residences of each. of the partners, the name of the contractor for the City of Chicago, the name of the person, firm or corporation by whom the claimant was employed or to whom such claimant furnished materials, the amount of the claim and a brief description of the public improvement for the construction or installation of which the contract is to be performed. Provided, further that no defect in the notice herein provided for shall deprive the claimant of his right of action under the terms and provisions of this bond unless it shall affirmatively appear that such defect has prejudiced the rights of an interested party asserting the same; provided, further, that no action shall be brought until the expiration of one hundred twenty (120) days after the date of the last item of work or of the furnishing of the last item of material, except in cases where the final settlement between the City of Chicago and the Contractor shall have been made prior to the expiration of the 120-day period in which case action may be taken immediately following such final settlement, and provided, further that no action of any kind shall be brought later than six (6) months after the acceptance by the City of Chicago of the completion of work. Any suit upon this bond shall be brought only in a circuit court of the State of Illinois in the judicial district in which the contract shall have been performed.

The said Surety, for value received, hereby stipulates and agrees that no change, extension of time, alteration or addition to the terms of any of the Contract Documents comprising said contract, or to the work to be performed thereunder, shall in anywise affect the obligations on this bond, and it does by waive notice of any such change, extension of time, alteration or addition to the terms of said Contract Documents or to the work.

COMPANY NAME

_____ (Seal)
By: President

Approved: _____, 20____

_____ (Seal)
Attest: Secretary

_____
Chief Procurement Officer

_____ (Seal)

_____ (Seal)

_____ (Seal)

_____ (Seal)

PRINCIPAL IF CORPORATION

STATE OF ILLINOIS,
COUNTY OF COOK, } ss.

I,_____, a Notary Public in and for the County and State aforesaid, DO HEREBY CERTIFY that_____ President and _____ Secretary of the_____ who are personally known to me to be the same persons whose names are subscribed in the foregoing instrument as such _____ President and_____ Secretary, appeared before me this day in person and acknowledged that they signed, sealed and delivered the said instrument of writing as their free and voluntary act, and as the free and voluntary act of the said_____ for the uses and purposes therein set forth, and caused the corporate seal of said Company to be thereto attached.

GIVEN under my hand and Notarial Seal this_____ day of _____20____

_____
Notary Public

SURETY, IF CORPORATE

STATE OF ILLINOIS,
COUNTY OF COOK, } ss.

I,_____, a Notary Public in and for the County and State aforesaid, DO HEREBY CERTIFY that_____ _____ of the_____who_____ personally known to be the same person _____ whose name_____ subscribed in the foregoing instrument as such_____ _____, appeared before me this day in person and acknowledged that_____ signed, sealed and delivered the said instrument of writing as_____free and voluntary act, and as the free and voluntary act of the said_____ for the uses and purposes therein set forth, and caused the corporate seal of said Company to be thereto attached.

GIVEN under my hand and Notarial Seal this_____ day of _____20____

_____
Notary Public

PRINCIPAL IF INDIVIDUAL

STATE OF ILLINOIS,
COUNTY OF COOK, } ss.

I,_____, a Notary Public in and for the County and State aforesaid, DO HEREBY CERTIFY that_____ who_____personally known to me to be the same persons whose name _____subscribed in the foregoing instrument, appeared before me this day in person and acknowledged that_____ he_____ signed, sealed and delivered the said instrument of writing as_____ free and voluntary act, for the uses and purposes therein set forth.

GIVEN under my hand and Notarial Seal this_____ day of _____20____

_____
Notary Public

GRC-160211-26-1

RIDER TO CONTRACTOR'S PERFORMANCE AND PAYMENT BOND

This Rider supplements Contractor's Performance and Payment Bond ("Bond") on that certain contract with the City of Chicago ("City") bearing Contract No. _____ and Specification No. _____ ("Contract"). Surety acknowledges that the Contract requires Contractor to obtain from each of its subcontractors consent to a collateral assignment of their contracts with Contractor to the City. The Contract further grants the City the right, upon Contractor's default for failure to comply with Chapter 4-36 of the Municipal Code of the City, and at the City's sole option, to take over and complete the work to be performed by Contractor through the City's assumption of some or all of Contractor's subcontracts. If the City, in its sole discretion, exercises this right, then Surety waives any rights it may have to cure Contractor's default by performing the work itself or through others and remains bound by its other obligations under the Bond.

BOOK 3
DETAILED SPECIFICATIONS, SPECIAL CONDITIONS
AND STANDARD CONSTRUCTION DETAILS

ARTERIAL STREET RESURFACING
FAR SOUTH AREA – PROJECT NO. 94

C.D.O.T. PROJECT NO.:	B-7-176
SPECIFICATION NO.:	1204790
F.A. PROJECT NO.:	XSSJ (274)
STATE JOB NO.:	C-88-012-20
CITY SECTION NO.:	17-B7176-00-RS

CITY OF CHICAGO

LORI E. LIGHTFOOT
MAYOR

DEPARTMENT OF TRANSPORTATION

GIA BIAGI
Commissioner – Department of Transportation
Suite 1100, 2 North LaSalle Street
Chicago, Illinois 60602-2570

DANIEL BURKE, P.E., S.E.
Managing Deputy Commissioner – Division of Engineering

Issued by the
DEPARTMENT OF PROCUREMENT SERVICES

Document Printed May 2021

All Signatures To Be Sworn To Before A Notary Public

BOOK 3 - SPECIAL CONDITIONS, DETAILED SPECIFICATIONS AND STANDARD DETAILS

TABLE OF CONTENTS

ARTERIAL STREET RESURFACING
FAR SOUTH AREA - PROJECT NO. 94
C.D.O.T. PROJECT NO.: B-7-176
SPECIFICATION NO.: 1204790

STANDARD SPECIFICATIONS:

The following Detailed Specifications supplement the IDOT "Standard Specification for Road and Bridge Construction", adopted April 1, 2016 (hereinafter referred to as the Standard Specifications); the "Supplemental Specifications and Recurring Special Provisions", adopted January 1, 2021, indicated on the Check Sheets; latest edition of the "Illinois Manual on Uniform Traffic Control Devices for Streets and Highways"; the City of Chicago Department of Transportation Regulations for Openings, Construction and Repair in the Public Way (including Appendix B - ADA Standards, found on CDOT's website); and the "Manual of Test Procedures for Materials" in effect on the date of invitation of bids, included herein which apply to and govern this project. In case of conflict with any part or parts of said specifications, these Detailed Specifications shall take precedence and shall govern.

SPECIAL PROVISION (SP) NOTE:

Y DENOTES ITEMS WITH CONTRACT OR PROJECT SPECIFIC SPECIAL PROVISIONS AND/OR CONFORMS TO IDOT RECURRING SPECIAL PROVISIONS AND IDOT BUREAU OF DESIGN & ENVIRONMENT (BDE) SPECIAL PROVISIONS.

N DENOTES ITEMS WHICH CONFORM TO THE ILLINOIS DEPARTMENT OF TRANSPORTATION "STANDARD SPECIFICATIONS FOR ROAD AND BRIDGE CONSTRUCTION", ADOPTED APRIL 1, 2016 OR THE LATEST EDITION OF THE SUPPLEMENTAL SPECIFICATIONS.THE SSRBC SPECIFICATIONS INCLUDED IN THE TABLE BELOW ARE INCORPORATED BY REFERENCE.

IDOT Standard Specifications Coded Pay Items Index

No. 201 . . . . To No. 671 . . . . Road and Bridge Construction Items
No. 701 . . . . To No. 783 . . . . Traffic Control, Signing, Pavement Marking
No. Z . . . . . To No. Z . . . . . Special Pay Items
No. XX . . . . To No. . . . . Local Roads Temporary Pay Items
No. XZ . . . . To No. XZ . . . . Design Temporary Pay Items

Typical Example and digit Breakdown of a Coded pay Item

CODE NO.	DESCRIPTION
20100110	TREE REMOVAL (6 TO 15 UNITS DIAMETER)
201 -	First 3 digits indicate the section in the Standard Specifications
00110 -	Last 5 digits indicate the numerical sequence the item has in that section.

ITEM NO.	CODE NUMBER	CAT RLBT	DESCRIPTION	SP REQ'D	PAGE NO.
1	20200100	R	EARTH EXCAVATION	N	
2	21101615	R	TOPSOIL FURNISH AND PLACE, 4"	N	
3	25200110	R	SODDING, SALT TOLERANT	N	
4	CDOT3110010	R	SAND CUSHION, VARIABLE DEPTH	Y	DS-3
5	31101100	R	SUB-BASE GRANULAR MATERIAL, TYPE B	N	
6	40600290	R	BITUMINOUS MATERIALS (TACK COAT)	N	
7	40600400	R	MIXTURE FOR CRACKS, JOINTS, AND FLANGEWAYS	N	
8	40600900	R	HOT MIX ASPHALT BINDER COURSE (HAND METHOD), N50	N	
9	40600901	R	HOT MIX ASPHALT BINDER COURSE (HAND METHOD), N70	N	
10	40603200	R	POLYMERIZED HOT-MIX ASPHALT BINDER COURSE, IL-4.75, N50	N	
11	40600982	R	HOT-MIX ASPHALT SURFACE REMOVAL - BUTT JOINT	N	
12	40600985	R	PORTLAND CEMENT CONCRETE SURFACE REMOVAL - BUTT JOINT	N	
13	40604060	R	HOT-MIX ASPHALT SURFACE COURSE, IL-9.5, MIX "D", N50	N	
14	40604062	R	HOT-MIX ASPHALT SURFACE COURSE, IL-9.5, MIX "D", N70	N	
15	40604172	R	POLYMERIZED HOT-MIX ASPHALT SURFACE COURSE, IL-9.5, MIX "E", N70	N	
16	CDOT4240010	R	PORTLAND CEMENT CONCRETE SIDEWALK 5 INCH	Y	DS- 4
17	CDOT4240030	R	PORTLAND CEMENT CONCRETE ADA RAMP 5 INCH	Y	DS-5
18	CDOT4240040	R	PORTLAND CEMENT CONCRETE ADA RAMP 8 INCH	Y	DS-5
19	CDOT4240055	R	LINEAR DETECTABLE WARNING TILES (CAST IRON)	Y	DS-6
20	CDOT4240065	R	RADIAL DETECTABLE WARNING TILES (CAST IRON)	Y	DS-6
21	CDOT4240070	R	PROPERTY LINE CURB	Y	DS-7
22	*****	R	DRIVEWAY AND ALLEY PAVEMENT, REMOVE AND REPLACE, 8 INCH (HIGH EARLY STRENGTH)	Y	DS-8
23	*****	R	PAVEMENT REMOVAL AND REPLACEMENT, 10 INCH (HIGH EARLY STRENGTH)	Y	DS-9
24	*****	R	MAINTENANCE OF ACCESS TO ABUTTING PROPERTY	Y	DS-10
25	CDOT4400010	R	HOT-MIX ASPHALT SURFACE REMOVAL, VARIABLE DEPTH	Y	DS-11
26	*****	R	CONCRETE SURFACE REMOVAL, VARIABLE DEPTH	Y	DS-12
27	44000100	R	PAVEMENT REMOVAL	N	

28	44000200	R	DRIVEWAY PAVEMENT REMOVAL	N	
29	44000300	R	CURB REMOVAL	N	
30	44003100	R	MEDIAN REMOVAL	N	
31	44000500	R	COMBINATION CURB AND GUTTER REMOVAL	N	
32	44000600	R	SIDEWALK REMOVAL	N	
33	44201337	R	CLASS C PATCHES, TYPE I, 9 INCH	N	
34	44201341	R	CLASS C PATCHES, TYPE II, 9 INCH	N	
35	44201345	R	CLASS C PATCHES, TYPE III, 9 INCH	N	
36	44201347	R	CLASS C PATCHES, TYPE IV, 9 INCH	N	
37	44201749	R	CLASS D PATCHES, TYPE I, 9 INCH	N	
38	44201753	R	CLASS D PATCHES, TYPE II, 9 INCH	N	
39	44201757	R	CLASS D PATCHES, TYPE III, 9 INCH	N	
40	44201759	R	CLASS D PATCHES, TYPE IV, 9 INCH	N	
41	Z0018900	R	DRILL AND GROUT DOWEL BARS	Y	DS-13
42	*****	R	DRILL AND GROUT TIE BARS	Y	DS-13
43	60252800	R	CATCH BASINS TO BE RECONSTRUCTED	N	
44	CDOT6020010	R	CATCH BASINS, TYPE A, 4 FT DIAMETER, TYPE 1 FRAME, OPEN LID (CITY OF CHICAGO)	Y	DS-14
45	*****	R	STORM SEWER, TYPE 2, 8 INCH, DUCTILE IRON PIPE (DIP), CLASS 52	Y	DS-15
46	60500205	R	FILLING CATCH BASINS	N	
47	*****	R	CATCH BASINS TO BE ADJUSTED	Y	DS-17
48	*****	R	MANHOLES TO BE ADJUSTED	Y	DS-17
49	*****	R	MANHOLES TO BE ADJUSTED (SPECIAL)	Y	DS-17
50	*****	R	INLETS TO BE ADJUSTED	Y	DS-17
51	*****	R	VALVE VAULTS TO BE ADJUSTED	Y	DS-17
52	*****	R	WATER METER VAULTS TO BE ADJUSTED	Y	DS-17
53	*****	R	HANDHOLES TO BE ADJUSTED	Y	DS-17
54	*****	R	DOMESTIC WATER SHUT-OFF BOXES AND VALVE BOXES TO BE ADJUSTED	Y	DS-19
55	*****	R	ADJUSTING RING, METAL	Y	DS-21
56	*****	R	ADDITIONAL MASONRY	Y	DS-22
57	*****	R	FRAMES	Y	DS-23
58	*****	R	LIDS	Y	DS-24
59	*****	R	LIDS, ADA COMPLIANT	Y	DS-24
60	*****	R	FRAMES, SPECIAL	Y	DS-25
61	*****	R	LIDS, SPECIAL	Y	DS-26
62	CDOT6060020	R	COMBINATION CONCRETE CURB AND GUTTER, TYPE B-V.12	Y	DS-27
63	60601105	R	CONCRETE CURB, TYPE M	Y	DS-28
64	60600605	R	CONCRETE CURB, TYPE B	N	
65	60618300	R	CONCRETE MEDIAN SURFACE, 4 INCH	N	
66	64300240	R	IMPACT ATTENUATORS (FULLY REDIRECTIVE, NARROW), TEST LEVEL 2	N	
67	63200310	R	GUARDRAIL REMOVAL	N	
68	*****	R	BOLLARD REMOVAL	Y	DS-29
69	63000001	R	STEEL PLATE BEAM GUARDRAIL, TYPE A, 6 FOOT POST	N	
70	*****	R	SINGLE END SECTION	Y	DS-30
71	72501000	R	TERMINAL MARKER - DIRECT APPLIED	N	
72	*****	R	SHORT-TERM PAVEMENT MARKING - LINE 4"	Y	DS-31
73	*****	R	SHORT-TERM PAVEMENT MARKING - LETTERS AND SYMBOLS	Y	DS-31
74	CDOT6700010	R	ENGINEER'S FIELD OFFICE	Y	DS-32
75	67100100	R	MOBILIZATION	N	
76	70300150	R	SHORT TERM PAVEMENT MARKING REMOVAL	N	
77	70300210	R	TEMPORARY PAVEMENT MARKING LETTERS AND SYMBOLS	N	
78	70300220	R	TEMPORARY PAVEMENT MARKING - LINE 4"	N	
79	70300240	R	TEMPORARY PAVEMENT MARKING - LINE 6"	N	
80	70300260	R	TEMPORARY PAVEMENT MARKING - LINE 12"	N	
81	70300280	R	TEMPORARY PAVEMENT MARKING - LINE 24"	N	
82	78000100	R	THERMOPLASTIC PAVEMENT MARKING - LETTERS AND SYMBOLS	N	
83	78000200	R	THERMOPLASTIC PAVEMENT MARKING - LINE 4"	N	
84	78000400	R	THERMOPLASTIC PAVEMENT MARKING - LINE 6"	N	
85	78000600	R	THERMOPLASTIC PAVEMENT MARKING - LINE 12"	N	
86	78000650	R	THERMOPLASTIC PAVEMENT MARKING - LINE 24"	N	
87	78008200	R	POLYUREA PAVEMENT MARKING TYPE 1 - LETTERS AND SYMBOLS	N	
88	78008210	R	POLYUREA PAVEMENT MARKING TYPE 1 - LINE 4"	N	
89	78008230	R	POLYUREA PAVEMENT MARKING TYPE 1 - LINE 6"	N	
90	78008250	R	POLYUREA PAVEMENT MARKING TYPE 1 - LINE 12"	N	

91	78008270	R	POLYUREA PAVEMENT MARKING TYPE 1 - LINE 24"	N	
92	X0327979	R	PAVEMENT MARKING REMOVAL - GRINDING	N	
93	*****	R	CURB AND MEDIAN PAINTING	Y	DS-34
94	72000100	R	SIGN PANEL - TYPE 1	N	
95	X2600009	R	SIGN PANEL - TYPE 1 - RETROREFLECTIVE - TYPE A - DOUBLE-SIDED	Y	DS-35
96	X2600010	R	SIGN PANEL - TYPE 1 - RETROREFLECTIVE - TYPE A - SINGLE-SIDED	Y	DS-35
97	*****	R	SIGN SUPPORT POST, DIG METHOD	Y	DS-36
98	*****	R	SIGN SUPPORT POST, DRILL METHOD	Y	DS-36
99	X2600007	R	REMOVE AND SALVAGE SIGN PANEL	Y	DS-39
100	*****	R	REMOVE AND SALVAGE SIGN PANEL AND POLE ASSEMBLY	Y	DS-39
101	X2600011	R	REMOVE AND RELOCATE SIGN PANEL	Y	DS-40
102	X2600012	R	REMOVE AND RELOCATE SIGN PANEL AND POLE ASSEMBLY	Y	DS-40
103	X2600022	R	REMOVE, STORE AND RE-ERECT SIGN PANEL ASSEMBLY (SPECIAL)	Y	DS-40
104	*****	R	REMOVE AND RELOCATE POLE ASSEMBLY	Y	DS-40
105	X0320586	R	FLEXIBLE DELINEATORS	Y	DS-41
106	88600600	R	DETECTOR LOOP REPLACEMENT	Y	DS-44
107	*****	R	TRAFFIC CONTROL COMPLETE	Y	DS-46
108	Z0033700	R	LONGITUDINAL JOINT SEALANT	Y	BDE Special Provisions - Page SP-25
109	X2600013	R	IN-STREET SIGNAGE	Y	DS-50
110	X4060995	R	TEMPORARY RAMP, SPECIAL	Y	DS-52
111	Z0030850	R	TEMPORARY INFORMATION SIGNING	Y	D-1 Special Provisions - Page SP-107
112	*****	R	RAILROAD PROTECTIVE LIABILITY INSURANCE (5 AND 10)	Y	DS-53
113	25000400	R	NITROGEN FERTILIZER NUTRIENT	N	
114	25000500	R	PHOSPHORUS FERTILIZER NUTRIENT	N	
115	25000600	R	POTASSIUM FERTILIZER NUTRIENT	N	
116	25200200	R	SUPPLEMENTAL WATERING	N	
117	66900200	R	NON-SPECIAL WASTE DISPOSAL	Y	DS-57
118	66900530	R	SOIL DISPOSAL ANALYSIS	Y	DS-57
119	66901001	R	REGULATED SUBSTANCES PRE-CONSTRUCTION PLAN	Y	DS-57
120	66901006	R	REGULATED SUBSTANCES MONITORING	Y	DS-57
121	66901003	R	REGULATED SUBSTANCES FINAL CONSTRUCTION REPORT	Y	DS-57
ILLINOIS DEPARTMENT OF TRANSPORTATION (IDOT) INDEX FOR SUPPLEMENTAL SPECIFICATIONS AND RECURRING SPECIAL PROVISIONS, ADOPTED JANUARY 1, 2021					SP - 1
ILLINOIS DEPARTMENT OF TRANSPORTATION (IDOT) – BUREAU OF DESIGN AND ENVIRONMENT (BDE) SPECIAL PROVISIONS FOR THE APRIL 21 AND JUNE 11, 2021 LETTINGS					SP - 6
ILLINOIS DEPARTMENT OF TRANSPORTATION (IDOT) – DISTRICT 1, SPECIAL PROVISIONS Generated -9/25/2020 Revised 12/16/2020					SP - 72
ILLINOIS DEPARTMENT OF TRANSPORTATION (IDOT) - BUREAU OF LOCAL ROADS AND STREETS (LR) SPECIAL PROVISIONS					SP - 110
CHICAGO DEPARTMENT OF TRANSPORTATION (CDOT) SPECIAL PROVISIONS					SP - 133

DETAILED SPECIFICATIONS
FOR
ARTERIAL STREET RESURFACING
PROJECT NO. 94 – FAR SOUTH AREA
C.D.O.T. PROJECT NO.: B-7-176

The following Detailed Specifications supplement the IDOT "Standard Specification for Road and Bridge Construction", adopted April 1, 2016 (hereinafter referred to as the Standard Specifications); the "Supplemental Specifications and Recurring Special Provisions", adopted January 1, 2021, indicated on the Check Sheets; latest edition of the "Illinois Manual on Uniform Traffic Control Devices for Streets and Highways"; and the City of Chicago Department of Transportation Regulations for Openings, Construction and Repair in the Public Way and the "Manual of Test Procedures for Materials" in effect on the date of invitation of bids, included herein which apply to and govern this project. In case of conflict with any part or parts of said specifications, these Detailed Specifications shall take precedence and shall govern.

Unless otherwise specified, the Description, General Requirements, Method of Measurements and Basis of Payment for the following items shall be as stated in the appropriate Sections of the Standard Specifications.

Project Location: The project is located at:

No.	Street Name	Limits	Key Route Type and Number	Length (Miles)
1	W. 71st St.	S. Ashland Av. – S. Racine Av.	FAU 1538	0.50
2	W. 74th St.	S. Damen Av. – S. Hermitage Av.	FAU 1540	0.30
3	E. 75th St.	S. Paxton Av. – S. Exchange Av.	FAU 1540	0.50
4	W. 103rd St.	S. Maplewood Av. – S. Western Av.	FAU 1574	0.20
5	S. Columbus Ave.	S. Pulaski Rd. – W. 83rd Pl.	FAU 3578	0.65
6	S. Commercial Ave.	E. 100th St. – E. 94th St.	FAU 2938	0.75
7	Dr. Martin Luther King Jr. Dr.	E. 76th St. – E. Marquette Rd.	FAU 2915	1.15
8	S. Halsted St.	W. 79th St. – W. 75th St.	FAU 3730	0.50
9	S. Halsted St.	W. 93rd St. – W. 115th St.	FAU 3730	2.80
10	S. Halsted St.	W. 87th St. – W. 90th St.	FAU 3730	0.35
11	W. 111th St./W. Monterey Ave.	S. Longwood Dr./S. Prospect Dr. – S. Vincennes Av.	FAU 1581	0.40
12	S. Racine Ave.	W. 89th St. – W. 93rd St.	FAU 2867	0.50
13	S. Stony Island Ave.	E. 79th St. – E. 94th St.	FAP 0341	1.90
			FAR SOUTH AREA TOTAL	**10.50**

DESCRIPTION: The work for which proposals are invited consists of furnishing all labor, materials and equipment required for the Arterial Street Resurfacing. This includes but is not limited to hot-mix asphalt surface removal, hot-mix asphalt resurfacing; PCC pavement for bus pads and patches; ADA compliant ramp installation; city structure adjustments; sidewalk; driveway and alley; curb; and curb and gutter removal and replacement; traffic control and protection; and pavement markings, as described in the Detailed Specifications, including all appurtenant work and accessories, to the complete satisfaction of, approval, and acceptance by the City.

MAINTENANCE OF TRAFFIC: The contractor must at all times, conduct the work in such a manner as to insure the least obstruction to vehicular and pedestrian traffic. The contractor must provide all temporary facilities necessary to maintain vehicular and pedestrian traffic and access to all property to the satisfaction of the Commissioner. Traffic control devices, conforming to Illinois Department of Transportation Standards, must be placed as shown on the Standard Drawings entitled Traffic Control Standards. This work will be included in the item “Traffic Control Complete”.

ITEM 4 - CDOT3110010 - SAND CUSHION, VARIABLE DEPTH

Effective: August 1, 2008
Revised: July 1, 2010

Description. Work under this item shall be performed according to Section 311 of the IDOT Standard Specifications for Road and Bridge Construction, except as herein modified.

This work shall consist of placing sand cushion of variable depth beneath proposed sidewalks, driveways, or other appurtenances as directed by the Commissioner.

Materials. Materials shall be a fine aggregate meeting the requirements of Article 1003.04.

General Requirements. If unstable or unsuitable subbase conditions are encountered after excavation to proposed subbase elevations, the Commissioner may require removal and replacement of this unsuitable material with sand cushion.

Construction Requirements. The method for placement and compaction of the sand cushion shall be to the satisfaction of the Commissioner.

Method of Measurement. This work will be measured for payment in place in cubic yards.

Basis of Payment. This work will be paid for at the contract unit price per cubic yard for SAND CUSHION, VARIABLE DEPTH.

ITEM 16 - CDOT4240010 - PORTLAND CEMENT CONCRETE SIDEWALK 5 INCH

Effective: December 1, 2008
Revised: July 1, 2010

Description. Work under this item shall be performed according to Section 424 of the IDOT Standard Specifications for Road and Bridge Construction, except as herein modified.

Construction Requirements. This work shall be constructed according to current City of Chicago Department of Transportation ADA Standards. Construction of ADA ramps will be paid for separately.

Basis of Payment. This work will be paid for at the contract unit price per square foot for PORTLAND CEMENT CONCRETE SIDEWALK 5 INCH

ITEM 17 - CDOT4240030 - PORTLAND CEMENT CONCRETE ADA RAMP 5 INCH
ITEM 18 - CDOT4240040 - PORTLAND CEMENT CONCRETE ADA RAMP 8 INCH

Effective: December 1, 2008
Revised: July 1, 2010

Description. Work under these items shall be performed according to Section 424 of the IDOT Standard Specifications for Road and Bridge Construction, except as herein modified.

Construction Requirements. This work shall be constructed according to current City of Chicago Department of Transportation ADA standards.

Method of Measurement. This work will be measured for payment in place in square feet. It will include the side curbs, side flares, level landing area, ramps and the sidewalk constructed between the adjacent ramps within the corner radius.

Basis of Payment. This work will be paid at the contract unit price per square foot for PORTLAND CEMENT CONCRETE ADA RAMP 5 INCH and PORTLAND CEMENT CONCRETE ADA RAMP 8 INCH. Detectable warning tiles required for this work will be paid for separately.

ITEM 19 - CDOT4240055 - LINEAR DETECTABLE WARNING TILES (CAST IRON)
ITEM 20 - CDOT4240065 - RADIAL DETECTABLE WARNING TILES (CAST IRON)

Effective: May 21, 2012

Description. Work under these items shall consist of installing cast iron detectable warning tiles on ADA curb ramps as shown on the plans and according to the latest Chicago Department of Transportation ADA Standards. Work shall be performed according to Section 424 of the IDOT Standard Specifications for Road and Bridge Construction, except as herein modified.

Materials. Detectable warning tiles shall be cast gray iron and shall be provided by a Manufacturer approved by the City of Chicago Department of Transportation. A list of approved Manufacturers of cast iron detectable warning tiles is available on the City of Chicago Department of Transportation website under Construction Guidelines/Standards.

The cast iron detectable warning tiles shall be of uniform quality, free from surface defects and shall be provided with an untreated, natural surface finish as directed by the Commissioner.

Construction Requirements. The detectable warning system shall be installed in fresh concrete and shall comply with the City of Chicago Department of Transportation Regulations for Openings, Construction and Repair in the Public Way, Appendix B, ADA Standards. The equipment and installation procedures shall be according to the Manufacturer's specifications.

The contractor shall install the detectable warning system flush with adjacent concrete and resulting in a snug fit between tiles to limit water infiltration around the perimeter of the system and between tiles, as directed by the Commissioner.

QC/QA Requirements. A Manufacturer's written certification that the material complies with these specifications shall be provided to the Commissioner.

Method of Measurement. This work will be measured for payment in place in square feet.

Basis of Payment. This work will be paid for at the contract unit price per square foot for LINEAR DETECTABLE WARNING TILES (CAST IRON) and RADIAL DETECTABLE WARNING TILES (CAST IRON).

ITEM 21 - CDOT4240070 - PROPERTY LINE CURB

Effective: July 1, 2010

Description. Work under this item shall be performed according to Section 424 of the IDOT Standard Specifications for Road and Bridge Construction, except as herein modified.

General Requirements. This work shall be provided to maintain proper elevation for constructing ADA ramps as shown in the plans and as directed by the Commissioner.

Construction Requirements. This work shall be constructed according to current City of Chicago Department of Transportation ADA standards.

Method of Measurement. This work will be measured for payment in feet along the face of the curb.

Basis of Payment. This work will be paid for at the contract unit price per foot for PROPERTY LINE CURB.

ITEM 22 - *** - DRIVEWAY AND ALLEY PAVEMENT, REMOVE AND REPLACE, 8 INCH (HIGH EARLY STRENGTH)**

Description. Work under this item shall be performed in accordance with Sections 440, 423, and 420 of the IDOT Standard Specifications and in accordance with the latest CDOT ADA Standards as posted on the CDOT website, except as herein modified.

Existing concrete, bituminous or stone driveway and alley pavements must be replaced with new 8 inch (High Early Strength) concrete driveway pavement and alley pavement at locations shown on the plans or as directed by the Commissioner. This work will include the removal and legal disposal of the existing driveway or alley from the existing finished elevation to the proposed sub-grade elevation. Any additional excavation required to install eight (8) inch PCC driveway or alley at the proposed elevations and in accordance with the Standard Details will be included in the cost of this item and no additional payment will be made.

Materials. High Early Strength (HES) concrete applications shall conform to the requirements of a class SI concrete, except that the use of Type III cement shall not be permitted, and an IDOT/CDOT approved patching mixture shall be used with a minimum cement factor of 6.50 cwt and a maximum cement factor of 7.05 cwt. The class SI minimum strength requirement of 3,500 psi shall be achieved within 3 days.

Construction Requirements. If, upon removal of the existing driveway or alley, a soft or unstable sub-grade is encountered this material must be excavated to a depth of six (6) inches and replaced with sub-base granular material. The cost of the excavation of unstable sub-grade will be paid under the item EARTH EXCAVATION. The cost of the replacement of sub-base material will be paid under the item SUB-BASE GRANULAR MATERIAL, TYPE B.

All driveways and alleys must be replaced within ten (10) calendar days after removal. Failure to replace the driveways and alleys within ten (10) calendar days will be considered a traffic control deficiency and the Contractor shall be charged in accordance with the item TRAFFIC CONTROL COMPLETE.

Method of Measurement. Pavement removal and replacement will not be measured separately. The actual area of replacement, in square yards, will be used as the basis of payment.

Basis of Payment. This work will be paid for at the contract unit price per square yard for DRIVEWAY AND ALLEY PAVEMENT, REMOVE AND REPLACE, 8 INCH (HIGH EARLY STRENGTH).

ITEM 23 - *** - PAVEMENT REMOVAL AND REPLACEMENT, 10 INCH (HIGH EARLY STRENGTH)**

Description. Work under this item shall be performed in accordance with Sections 420 and 440 of the Standard Specifications and the Standard Details, except as here in modified. This work consists of furnishing all labor, material, and equipment necessary to remove the existing pavement from existing finished elevation to proposed sub-base elevations and construct a new section of 10-inch High Early Strength PCC Pavement for bus pads as directed by the Commissioner.

General Requirements. Pavement replacement shall be performed within three (3) calendar days after the excavation is completed. All pavement must be opened to traffic within ten (10) calendar days after removal. Failure to open the pavement to traffic within ten (10) calendar days will be considered a traffic control deficiency and the Contractor shall be charged in accordance with the item TRAFFIC CONTROL COMPLETE.

Materials. High Early Strength (HES) concrete applications shall conform to the requirements of a class SI concrete, except that the use of Type III cement shall not be permitted, and an IDOT/CDOT approved patching mixture shall be used with a minimum cement factor of 6.50 cwt and a maximum cement factor of 7.05 cwt. The class SI minimum strength requirement of 3,500 psi shall be achieved within 3 days.

Construction Requirements. The Contractor shall construct temporary ramps at the beginning and end of the new bus pads to protect the edges of the pads from being chipped off. This work is not part of this item but will be paid under item TEMPORARY RAMP, SPECIAL.

Also included in this item is the installation of Contraction Joint Assembly (dowel basket) as shown on the Standard Details. This work shall not be paid for separately but considered incidental to this item.

Method of Measurement. Pavement removal and replacement will not be measured separately. The actual area of replacement will be used as the basis of payment and will be measured in square yards.

Basis of Payment. This work will be paid for at the contract unit price per square yard for PAVEMENT REMOVAL AND REPLACEMENT, 10 INCH (HIGH EARLY STRENGTH).

ITEM 24 - *** - MAINTENANCE OF ACCESS TO ABUTTING PROPERTY**

Description. This work shall consist of providing and maintaining, in an acceptable manner, temporary access from the street being improved to abutting property by furnishing and placing crushed stone and or leveling binder.

Material Requirements. Temporary Access materials shall meet the requirements of Article 1004.04 of the Standard Specifications for crushed stone and Section 406 of the Standard Specifications for leveling binder.

General Requirements. The Contractor must at all times conduct the work in such a manner as to insure the least obstruction to vehicular and pedestrian traffic. The convenience of the general public and of residents along the involved streets must be provided for in an adequate and satisfactory manner as directed by the Commissioner.

The Contractor must provide temporary access by placing crushed stone fill or leveling binder where possible, compacted to the satisfaction of the Commissioner, from the street under improvement to abutting side streets, alleys, driveways, parking lots, buildings, houses, crosswalks, C.T.A. bus stops disturbed by the construction, including access from sidewalks to the bus stops, and to any other property where egress and ingress is required.

When permanent access has been re-established, the materials used for temporary access must be removed by the Contractor and is to become his/her property for disposal thereof. However, he/she may use the same material in other locations to provide temporary access if approved by and as directed by the Commissioner.

Method of Measurement. The crushed stone or leveling binder used for maintenance of access to abutting property will be measured in tons when deposited at the site as approved by the Commissioner. The amount of stone, regardless of how many time it is used or placed, will be measured only once as evidenced by a load ticket furnished by the Contractor to the Commissioner showing the net weight of the stone on the truck when it arrives at the site. When Leveling Binder is used to maintain access, payment for this item shall include placement, removal and proper disposal of the material. The use of other items such as steel cover plates, and other means used in providing access to property will not be measured for payment and will be considered incidental to this item.

Basis of Payment. This work will be paid for at the contract unit price per ton for MAINTENANCE OF ACCESS TO ABUTTING PROPERTY. The use of leveling binder material is not part of this item but will be paid for under the item HOT MIX ASPHALT BINDER COURSE (HAND METHOD), N70.

ITEM 25 - CDOT4400010 - HOT-MIX ASPHALT SURFACE REMOVAL, VARIABLE DEPTH

Effective: May 15, 2009
Revised: July 1, 2010

Description. Work under this item shall be performed in accordance with Section 440 of the Standard Specifications for Road and Bridge Construction, except as herein modified.

This work shall consist of the removal of hot-mix asphalt (HMA) surfaces in preparation for subsequent resurfacing as shown in the plans and as directed by the Commissioner.

Construction Requirements. Prior to the start of grinding operations, all open lid structures shall be protected to prevent any grinding debris from entering the structure. Any debris entering the structures shall be immediately removed and the entire structure shall be cleaned at no cost to the City.

Method of Measurement. This work will be measured for payment in square yards. No adjustments will be made for variations in the depth of material removed

Basis of Payment. This work will be paid for at the contract unit price per square yard for HOT-MIX ASPHALT SURFACE REMOVAL, VARIABLE DEPTH.

ITEM 26 - *** - CONCRETE SURFACE REMOVAL, VARIABLE DEPTH**

Description. Work under this item shall be performed according to Section 440 of the IDOT Standard Specifications for Road and Bridge Construction, except as herein modified.

This work shall consist of the removal of Portland cement concrete pavement, trenches, and patches, in preparation for subsequent resurfacing as shown in the plans and as directed by the Commissioner.

Construction Requirements. Prior to the start of grinding operations, all open lid structures shall be protected to prevent any grinding debris from entering the structure. Any debris entering structures shall be immediately removed and the entire structure shall be cleaned at no cost to the City.

Method of Measurement. This work will be measured for payment in square yards. No adjustment will be made for variations in the depth of material removed.

Basis of Payment. This work will be paid for at the contract unit price per square yard for CONCRETE SURFACE REMOVAL, VARIABLE DEPTH.

ITEM 41 - Z0018900 - DRILL AND GROUT DOWEL BARS
ITEM 42 - *** - DRILL AND GROUT TIE BARS**

Description. Work under these items shall be performed in accordance to Sections 442 and 420 of the Standard Specifications, except as herein modified.

General Requirements. The work shall consist of furnishing and installing #4 or #5 epoxy coated dowel bars or epoxy coated tie bars in existing Portland Cement Concrete (PCC) bases where new PCC curbs and gutters, new PCC bases and pavement patches are poured against existing PCC bases at locations as designated by the Commissioner.

Construction Requirements. Bars shall be located as indicated on the construction details. Individual bar locations shall be shifted at least 5 inches away from existing cracks, joints and unsound concrete.

Holes for dowel bars shall be drilled with suitable equipment for this purpose to the depth shown and to a diameter large enough to allow grouting around the dowel bar or tie bar. The dowel bars or tie bar shall be secured in the drilled holes with non-shrink grout. The grout shall be allowed to cure before the concrete for new curbs and gutters and bases are poured.

Method of Measurement: DRILL AND GROUT DOWEL BARS and DRILL AND GROUT TIE BARS will be measured on a per each basis in-place.

Basis of Payment. This work will be paid for at the contract unit price per each for DRILL AND GROUT DOWEL BARS and DRILL AND GROUT TIE BARS.

ITEM 44 - CDOT6020010 - CATCH BASINS, TYPE A, 4 FT DIAMETER, TYPE 1 FRAME, OPEN LID (CITY OF CHICAGO)

Effective: July 15, 2009

Description. Work under this item shall be performed according to Section 602 of the IDOT Standard Specifications for Road and Bridge Construction and the City of Chicago Department of Water Management Standard Specifications for Water and Sewer Main Construction, except as herein modified.

Basis of Payment. This work will be paid at the contract unit per each for CATCH BASINS, TYPE A, 4 FT DIAMETER, TYPE 1 FRAME, OPEN LID (CITY OF CHICAGO).

ITEM 45 - *****- STORM SEWER, TYPE 2, 8 INCH, DUCTILE IRON PIPE (DIP), CLASS 52

Description. Work under this item shall be performed according to Section 550 of the IDOT Standard Specifications for Road and Bridge Construction, the current City of Chicago Department of Water Management (DWM) Regulations for Sewer Construction and Stormwater Management and Standard Details, except as herein modified.

Materials: Materials shall be according to the following:

(a) Ductile Iron Pipe (DIP) shall be according to ANSI A21.511(AWWA CI5l), Class 52. DIP joints shall be according to ANSI A2l.l1 (AWWA C 111). DIP fittings shall be according to ANSI A21.l 0 (AWWA C11O).

(b) DIP gaskets shall be according to ANSI A21.11 (AWWA C111)

(c) DIP encasement shall be 4-mil, cross-laminated, high density polyethylene tubing according to AWWA C105.

(d) Coarse aggregate for bedding material shall meet a CA 11 gradation in accordance with Article 1004.05 of the IDOT Standard Specifications.

Construction Requirements. Where a sewer or drain connection is to be made to a proposed ESVCP or DIP sewer, a manufactured Y or T branch must be installed in the sewer at this junction. Where a sewer or drain connection is to be made to a proposed RCP sewer, a pipe section with a pre-drilled hole of the proper diameter must be installed at this junction. The junction of the proposed sewers must be constructed as shown on the DWM Standard Details.

When a sewer or drain connection is to be made to an existing sewer, a "T" or "Y" saddle must be installed per the Detail Construction Standards. The circular opening in the existing sewer must be core drilled to the same size as the external diameter of the proposed sewer or drain connection. The protrusion of the proposed sewer into the existing sewer must not exceed a maximum of one inch (1"). Edge of core holes must be a minimum of 1.5 feet from the edge of pipe and a minimum distance of 5 feet horizontally between holes. Holes must not be drilled higher than 10 and 2 o'clock. The joint between the existing sewer and the proposed sewer must be completely sealed with brick and mortar as shown in the DWM Standard Details
If the existing sewer pipe is cracked, broken or otherwise damaged by the Contractor in making this cored opening, the Contractor must replace this section of pipe with a pipe equal to and similar in all respects to the pipe of the existing sewer. The Contractor must do this work in a careful, workmanlike manner without extra compensation, so as not to disturb the adjoining sections of existing pipe. The junction of the proposed and existing sewers must be constructed as shown on the DWM Standard Details

Flow in the sewers must not be interrupted unless adequate provisions, acceptable to the Commissioner, are made to continue service. A temporary flume pipe must be installed at the end of each day between the existing and proposed sewers at locations where an existing sewer is being replaced.

Where broken tile in the existing sewer is determined, the Contractor must replace the broken tile. This work will be paid for at the contract unit bid price per foot for Storm Sewer of the corresponding type and diameter.

New openings or enlargements of existing openings in existing manholes that are required to accommodate the proposed sewers and removal and disposal of existing sewers within the proposed sewer trench will not be paid for separately but shall be considered included in the contract unit bid price for storm sewer items.

Inspection and Acceptance: All sewers and sewer structures must be inspected by the Department of Water Management (DOWM)-Sewer Section prior to the final payment to the Contractor. In conjunction with these sewer inspections, the Contractor shall furnish a digital recording in CD or DVD format of a televised inspection of the interior of all proposed main sewers and existing sewers to which proposed connections have been made under this contract. The sewer shall be cleaned prior to the video inspection. The video inspection must be recorded under the supervision of the Commissioner. The cost of the video inspection and recording shall be considered included in the contract unit bid price for storm sewer items. The video inspection is considered a critical item and must be performed as soon as practical, but no later than two weeks after placement of subbase granular material or aggregate base course. The Contractor must submit at the preconstruction meeting the name, phone number, and contact person of the firm that will perform the video inspection.

The final acceptance of the sewer will be based on the video inspection. All deficiencies exposed during the video inspection must be corrected by the Contractor within 30 calendar days of notification, at no cost to the City. Pavement sections requiring removal must be full panel sections and pavement anchors will be required for pavement restoration. The Contractor shall furnish the recording of an additional video inspection of the sewer, at no cost to the City, to verify that the deficiencies found during previous inspections have been corrected to the satisfaction of the DOWM -Sewer Section. Every effort must be made by the Contractor to correct all deficiencies prior to the placement of the final wearing surface.

If, in the opinion of the Commissioner, the Contractor has delayed in submitting the recording of the video inspection, the placement of the final wearing surface will be suspended. No time extension will be granted due to this suspension. The Commissioner will be sole judge as to any delays. The digital video recordings must include location maps, legends and descriptions.

Method of Measurement: This work will be measured for payment in place in feet.

Basis of Payment: This work will be paid for at the contract unit price per foot of STORM SEWER, TYPE 2, 8 INCH, DUCTILE IRON PIPE (DIP), CLASS 52, which price must include pipe, fittings, polyethylene encasement, openings to existing manhole wall, connections to existing sewer, excavation, legal disposal of existing material and sewers, bedding, video inspection and recording and all other work required to complete the sewer installation as specified. Any dewatering, sheeting, shoring, pumping, fluming or temporary sewer installation required to do the work as specified will not be paid for separately but shall be considered included in the contract unit bid price for storm sewer items.

ITEM 47 - *** - CATCH BASINS TO BE ADJUSTED**
ITEM 48 - *** - MANHOLES TO BE ADJUSTED**
ITEM 49 - *** - MANHOLES TO BE ADJUSTED (SPECIAL)**
ITEM 50 - *** - INLETS TO BE ADJUSTED**
ITEM 51 - *** - VALVE VAULTS TO BE ADJUSTED**
ITEM 52 - *** - WATER METER VAULTS TO BE ADJUSTED**
ITEM 53 - *** - HANDHOLES TO BE ADJUSTED**

This work shall consist of the adjustment of existing catch basins, manholes, manholes (special), inlets, valve vaults, water meter vaults, and handholes. The work must be done in accordance with the applicable portions of Section 602 and 603 of the Standard Specifications and the Standard Detail for Structure Adjustment, except as herein modified.

Description. Included in this work will be all those existing catch basins, manholes, manholes (special), inlets, valve vaults, water meter vaults, and handholes or other structures which are to be adjusted where two feet or less of masonry will be either added, removed or rebuilt to bring the specified casting to the finished grade of the proposed improvement.

Material Requirements. Delete Article 602.02(l) High Density Polyethylene (HDPE) Plastic Adjusting Rings and Article 602.02(m) Recycled Rubber Adjusting Rings.

General Requirements. The existing pavement shall be saw-cut full depth prior to removal and adjustment, see Standard Details. Saw-cutting will not be paid for separately but considered incidental to these items.

Bricks shall meet the requirements of Sections 1041 and 1042 of the Standard Specifications. If in any load of brick more than ten percent are inferior, the whole load will be rejected. If less than ten percent are inferior, the brick may be accepted, provided the Contractor will, at his expense, cut out all inferior bricks, and remove them from the site of the work at once.

With approval of the Commissioner the Contractor may use pre-cast adjusting rings. Adjustment bricks, rings and castings are to be set in a full Type M mortar bed. Shimming of the frame with wood and stones will not be allowed. Use of partial bricks will not be allowed. Bricks must be laid in full header courses only. Existing frames and lids that are obsolete or damaged must be replaced when ordered by the Commissioner in writing, except that existing frames and lids damaged by the Contractor's operations during construction must be replaced by the Contractor at no additional cost to the City.

Removal and patching of pavement around a structure will be considered as incidental to the adjustment or reconstruction of that structure, and no additional payment will be made.

Prior to patching around the structure, the Contractor shall install expansion tie anchors, see Standard Details. Expansion tie anchors will not be paid for separately but considered incidental to these items.

Patching of pavement with Hot-Mix Asphalt will not be allowed. Only High Early Strength Concrete meeting the requirements of Section 1020 of the Standard Specifications must be used. Construction must be in accordance with the applicable portions of Section 503 of the Standard Specifications.

Under no circumstance will an adjustment not be completed in the same day as it is started. Under no circumstance will any debris be left in the street overnight. Occurrence under these circumstances will be considered a traffic control deficiency and the Contractor shall be charged in accordance with the item TRAFFIC CONTROL COMPLETE.

The Contractor shall coordinate His/Her schedule with other utility companies. He/She shall stage adjustment work in order to prevent traffic congestion, lane closures and lane confusion due to barricades placed in closed proximity of each structure.

The Contractor shall maintain one lane of traffic in each direction at all times. He/She shall provide two (2) Certified Flag-persons to maintain traffic control when structure adjustment is performed on roadways open to traffic.

The Contractor shall adhere to rush hour traffic restrictions.

FAILURE TO COMPLY WITH THESE REQUIREMENTS WILL BE CONSIDERED A TRAFFIC CONTROL DEFICIENCY AND THE CONTRACTOR SHALL BE CHARGED IN ACCORDANCE WITH THE ITEM TRAFFIC CONTROL COMPLETE.

Method of Measurement. This work will be measured on a per each basis which will include up to the first two (2) feet of required masonry work.

Basis of Payment. This work will be paid for at the contract unit price per each for CATCH BASINS TO BE ADJUSTED, MANHOLES TO BE ADJUSTED, MANHOLES TO BE ADJUSTED (SPECIAL), INLETS TO BE ADJUSTED, VALVE VAULTS TO BE ADJUSTED, WATER METER VAULTS TO BE ADJUSTED, and HANDHOLES TO BE ADJUSTED.

ITEM 54 - *** - DOMESTIC WATER SHUT-OFF BOXES AND VALVE BOXES TO BE ADJUSTED**

Description. Work under this item shall be done in accordance with Section 602 and applicable portions of Section 603 of the Standard Specifications, except as herein modified.

Material Requirements. Shut-Off/Valve Box Tubing: ASTM D-1788 Rigid Acrylonitrile-Butadiene-Styrene (ABS) Plastic.

Cast Iron Lid: ASTM A-48 Gray Iron Castings

General Requirements. This work shall include the vertical adjustments of existing water shut-off boxes and valve boxes located in existing or proposed sidewalks, parkways or roadways.

Any domestic water shut-off box or valve box which is damaged by the Contractor shall be repaired or replaced with a plastic shut-off box at the Contractor's expense. The Contractor will not be permitted to operate service control valves or any line valves of the water distribution system. If any damage is caused to the water service box, the Department of Water Management personnel will repair or replace them and charge the cost to the Contractor. Payment to the Contractor, in the amount of the damages, will be withheld until they are resolved with the Department of Water Management.

Construction Requirements. The Contractor shall vertically adjust existing domestic water shut-off boxes or valve boxes to the proper surface elevation. The Contractor must obtain copies of water service pipe plats from the Department of Water Management (312-742-6029) to verify the exact location of the domestic water shut-off box(es) to be adjusted. The Contractor must notify the Department of Water Management (312-744-7017) 72 hours in advance before the removal of sidewalk or parkway commences so that the Department of Water Management can provide a field inspector to determine if the service is in use or not and to clarify any discrepancies in the service pipe plats or field survey. A representative of the Contractor shall accompany the field inspector during the field survey.
If a water service is inactive, the Contractor must cut-off the top part of the shut-off box / valve box 18 inches below the proposed grade and backfill it with material meeting the requirement of Article 1003.04

If the water service is active and the shut-off / valve box is made of plastic or other approved materials, the Contractor must excavate and vertically adjust the box to proposed grade. This work will be included in the cost of this item. If the existing shut-off / valve box is made of cast iron, the top 18 inches of the box must be replaced with a length of plastic tubing sleeved over the existing shut-off / valve box. The cast iron rim must be bonded to the top of the plastic tubing.

Under no circumstances shall an adjustment not be complete in the same day as it is started. Under no circumstances shall debris be left on the street or on the sidewalk overnight.

The Contractor shall stage adjustment work so that the traffic flows in a safe manner.

QC/QA Requirements**.** The Contractor must provide the Manufacturer's written certification that indicates material complies with these specifications.

Method of Measurement. This work will be measured on a per each basis.

Basis of Payment. This work will be paid for at the contract unit price per each for DOMESTIC WATER SHUT-OFF BOXES AND VALVE BOXES TO BE ADJUSTED.

ITEM 55 - *** - ADJUSTING RING, METAL**

Work under this item shall be performed in accordance with Section 603 of the Standard Specifications except as herein modified.

Description. This item consists of adjusting existing structures with the use of adjusting rings in accordance with Article 603.08 of the Standard Specifications at locations determined and approved by the Commissioner.

General Requirements. This item of work shall be performed only when the structure is determined to be structurally sound and in good condition and requires vertical adjustment only.

Materials: The rings shall have a device for positively positioning and fastening the ring to the existing frame to prevent movement under traffic.

Method of Measurement. ADJUSTING RING, METAL will be measured for payment in-place per each.

Basis of Payment. This work will be paid for at the contract unit price per each for ADJUSTING RING, METAL.

ITEM 56 - *** - ADDITIONAL MASONRY**

Work under this item shall be performed in accordance with Section 602 of the Standard Specifications except as herein modified.

Description. This item consists of providing the additional masonry work, in excess of two (2) feet, which is required to rebuild to good condition or adjust existing catch basins, manholes, inlets, valve vaults or hand holes to the proposed grade.

General Requirement. Requirements of this item are the same as those of catch basin, manhole, inlet, valve vaults or City Electric manhole or hand-hole adjustment pay items under this Contract.

Method of Measurement. The cost of the first two (2') feet of masonry required will be included in the contract unit prices for CATCH BASINS, MANHOLES, INLETS, VALVE VAULTS or MANHOLES (SPECIAL) TO BE ADJUSTED. The cost of additional masonry in excess of the first two (2') feet will be paid for at the contract unit price per vertical foot for ADDITIONAL MASONRY.

Basis of Payment. This work will be paid for at the contract unit price per vertical foot for ADDITIONAL MASONRY.

ITEM 57 - *** - FRAMES**

Work under this item must be in accordance with Section 604 of the Standard Specifications and the Standard Details, except as herein modified.

Description. Work under this item consists of furnishing City of Chicago standard manhole, water valve, catch basin, and inlet frames (both circular and rectangular).

Materials. Refer to the Standard Details for Chicago Standard Cast Iron Manhole Frame for manholes and catch basins.

Material Acceptance. The Contractor shall submit to the Commissioner a manufacturer's written certification that the material complies with or exceeds the requirements of the Standard Specifications and the City of Chicago Standards.

General Requirements: Frames placed on concrete or masonry surfaces must be set in full Type M mortar beds. The Commissioner will determine frames to be replaced. The Contractor must replace in kind any existing frame damaged by his/her work during construction at no additional cost to the City.

The Contractor must deliver all old frames to the Department of Water Management, 3901 S. Ashland Avenue, Chicago, IL 60609. A signed receipt for the delivery of the old frames must be given to the Commissioner. No payment shall be made until a delivery receipt is given to the Commissioner.

Method of Measurement. This work will be measured in-place on a per each basis.

Basis of Payment. This work will be paid for at the contract unit price per each for FRAMES. Setting of the frame to the proposed grade will be incidental to the corresponding adjustment item under this Contract.

ITEM 58 - *** - LIDS**
ITEM 59 - *** - LIDS, ADA COMPLIANT**

Work under these items shall be performed in accordance to Section 604 of the Standard Specifications and the Standard Details, except as herein modified.

Description. These items consist of transporting furnishing and installing City of Chicago standard manhole, catch basin, water valve, and inlet lids (both circular and rectangular).

Materials. Refer to the Standard Details for Chicago Standard Cast Iron Lid for Manhole Frame for manholes and catch basins.

Material Acceptance. The Contractor shall submit to the Commissioner a manufacturer's written certification that the material complies with or exceeds the requirements of the Standard Specifications and the City of Chicago Standards.

General Requirements. Unless otherwise shown on the plans or ordered by the Commissioner, perforated lids must be placed on catch basins, sewer manholes and inlets. Department of Water Management standard closed lid must be placed on all valve vaults. The Commissioner will determine the lids to be replaced. The Contractor must replace in kind any existing lid damaged by his/her work during construction at no additional cost to the City.

The Contractor must deliver all old lids to the Department of Water Management, 3901 S. Ashland Avenue, Chicago, IL 60609. A receipt for the delivery of old lids must be given to the Commissioner. No payment shall be made until a delivery receipt is given to the Commissioner.

Method of Measurement. This work will be measured in-place on a per each basis.

Basis of Payment. This work will be paid for at the contract unit price each for LIDS and LIDS, ADA COMPLIANT.

ITEM 60 - *** - FRAMES, SPECIAL**

Work under this item shall be performed in accordance with Section 604 of the Standard Specifications and the details shown on the plans, except as herein modified.

Description: Work under this item consists of furnishing and transporting and installing City of Chicago standard electric frames.

Materials: Refer to the Standard Details for 30" Circular Street Electrical Manhole Frame details.

Material Acceptance: The Contractor shall submit to the Commissioner a manufacturer's written certification that the material complies with or exceeds the requirements of the City of Chicago Standards.

General Requirements: Frames placed on concrete or masonry surfaces must be set in full Type M mortar beds. The Commissioner will determine frames to be replaced. The Contractor must replace in kind and at his expense any existing frame damaged by this work during construction.

The Contractor must deliver all old frames to the Bureau of Electricity, 4101 S. Cicero Avenue, Chicago, IL 60604. A receipt for the delivery of the old frames must be given to the Commissioner. No payment shall be made until a delivery receipt is given to the Commissioner.

Method of Measurement: This work will be measured in-place on a per each basis.

Basis of Payment: This work will be paid for at the contract unit price per each for FRAMES, SPECIAL. Setting of the frame to the proposed grade will be incidental to the corresponding adjustment item under this Contract.

ITEM 61 - *** - LIDS, SPECIAL**

Work under this item shall be performed in accordance to Section 604 of the Standard Specifications and the Standard Details, except as herein modified.

Description. This item consists of transporting, furnishing and installing City of Chicago standard electric lids.

Materials. Refer to the Standard Details for 30" Circular Street Electrical Manhole Cover details.

Material Acceptance. The Contractor shall submit to the Commissioner a manufacturer's written certification that the material complies with or exceeds the requirements of the City of Chicago Standards.

General Requirements. The Commissioner will determine lids to be replaced. The Contractor must replace in kind any existing lid damaged during construction at no additional cost to the City.

The Contractor must deliver all old lids to the Bureau of Electricity, 4101 S. Cicero Avenue, Chicago, IL 60604. A receipt for the delivery of old lids must be given to the Commissioner. No payment shall be made until a delivery receipt is given to the Commissioner.

Method of Measurement. This work will be measured in-place on a per each basis.

Basis of Payment. This work will be paid for at the contract unit price per each for LIDS, SPECIAL.

ITEM 62 - CDOT6060020 - COMBINATION CONCRETE CURB AND GUTTER, TYPE B-V.12

Description. Work under these items shall be performed according to Section 606 of the IDOT Standard Specifications for Road and Bridge Construction, IDOT Highway Standards, and to the City of Chicago Department of Transportation Regulations for Openings, Construction and Repair in the Public Way.

Method of Measurement: COMBINATION CONCRETE CURB AND GUTTER, TYPE B-V.12 will be measured per foot.

Basis of Payment. This work will be paid for at the contract unit price per foot for COMBINATION CONCRETE CURB AND GUTTER, TYPE B-V.12.

ITEM 63 – 60601105 – CONCRETE CURB, TYPE M

Description. Work under these items must be performed in accordance with Section 606 of the Standard Specifications except as herein modified, and with the details contained in the Contract Specifications and the details shown in the plans.

This work consists of constructing Concrete Curb, Type M at locations indicated in the plans or as directed by the Engineer.

Method of Measurement. CONCRETE CURB, TYPE M will be measured for payment in feet.

Basis of Payment. This work shall be paid for at the contract unit price per foot, measured as specified, for CONCRETE CURB, TYPE M.

ITEM 68 – *** – BOLLARD REMOVAL**

Description. Work under this item shall consist of the removal and disposal of wood or steel bollards to an elevation 12 inches below the proposed subgrade elevation and backing filling any resulting holes with approved material.

Method of Measurement. This work will be measured for payment per each bollard removed.

Basis of Payment. This work will be paid for at the contract unit price per each for BOLLARD REMOVAL.

ITEM 70 - *** - SINGLE END SECTION**

Description. This work consists of removing damaged single end sections along with all nuts, bolts, washers and other hardware connected with the damaged end sections as directed by the Engineer and furnishing and installing new 12-gauge end sections, all nuts, bolts, washers and other hardware necessary for the installation of the single end sections on single element guardrail. The end sections are to match the existing and adjacent guardrail as to type and design and are to be galvanized to conform with the original and adjacent installation. Refer to Standard 630001.

Method of Measurement. The furnishing and installing of all bolts, nuts, washers and other hardware necessary to comply with the above mentioned Special Provision will not be paid for separately, but shall be included in the contract unit bid price for the pay items involved.

Basis of Payment. This work shall be paid for at the contract unit price each for SINGLE END SECTION.

ITEM 72 - *** - SHORT-TERM PAVEMENT MARKING - LINE 4"**
ITEM 73 - *** - SHORT-TERM PAVEMENT MARKING - LETTERS AND SYMBOLS**

Work under these items shall be performed in accordance with the applicable portions of Section 703 of the Standard Specifications, except as herein modified.

Description. This work consists of furnishing, installing, maintaining, and removing all short-term pavement markings in construction zones in accordance with traffic control standards, the Standard Specifications, the Special Provisions, and as directed by the Commissioner.

Materials. Type I or Type II tape or paint shall be in accordance with Articles 1095.06 and 1095.02 of the Standard Specifications.

Material Acceptance. The Contractor shall submit to the Commissioner a manufacturer's written certification that all the materials comply with the Standard Specifications.

General Requirements. Short-Term Pavement Marking will be required on paved, primed and milled surfaces. Type I or Type II marking tape or paint may be used at the option of the Contractor except that paint cannot be applied to the final wearing surfaces unless authorized by the Commissioner. Before any lane is opened to traffic, appropriate Short-Term Pavement Marking must be installed between all lanes that are open to traffic.

Centerline or lane line markings must consist of an abbreviated pattern of single stripes 4 ft. in length and a minimum of 4 inches wide at a maximum spacing of 40 ft. between stripes. The centerline will be yellow and lane lines separating 2 or more lanes of traffic moving in the same direction must be white. Turning lanes must be installed at locations of existing turning lanes.

Short-Term Pavement Marking initially installed and accepted on intermediate or final surfaces, that show excessive deterioration or damage for any reason within 30 calendar days after placement, as determined by the Commissioner, must be replaced by the Contractor at no additional cost to the City.

Type I or Type II marking tape must be removed prior to placement of any HMA course. Any Short-Term Pavement Marking on the final wearing surface must be removed and replaced with the required Permanent Pavement Markings within 3 working days of the placement of the final wearing surface. This work shall not be paid for separately but incidental to these items.

Failure to properly install, maintain and remove short-term pavement markings at specified times will be considered a traffic control deficiency and the Contractor shall be charged in accordance with the item TRAFFIC CONTROL COMPLETE.

Method of Measurement. SHORT-TERM PAVEMENT MARKING - LINE 4" will be measured per foot and accepted**.** SHORT-TERM PAVEMENT MARKING - LETTERS AND SYMBOLS conforming to the sizes and dimensions specified will be measured per square foot as shown in the Standard Details.

Basis of Payment. This work will be paid for at the contract unit price per foot for SHORT-TERM PAVEMENT MARKING - LINE 4" and per square foot for SHORT-TERM PAVEMENT MARKING - LETTERS AND SYMBOLS

ITEM 74 - CDOT6700010 - ENGINEER'S FIELD OFFICE
Effective: August 1, 2008
Revised: July 8, 2009

Description. Work under this item shall consist of supplying engineer's field office. Work under this item shall be performed according to Section 670 of the IDOT Standard Specifications for Road and Bridge Construction, except as herein modified.

General Requirements. Field offices must comply with the requirements for Engineer's Field Office, except as herein modified.

Field offices shall have a ceiling height of not less than seven (7) ft. and a floor space of not less than 1000 sq. ft.

Adequate all weather parking space shall be available to accommodate a minimum of 3 vehicles.

Solid waste disposal consisting of 3 waste basket(s) and an outside trash container of sufficient size to accommodate a weekly pick-up service shall be provided by the Contractor.

In addition, the following equipment and furniture meeting the approval of the Commissioner shall be furnished:

(a) Five desk(s) with minimum working surface 42" x 30" each and 5 non-folding office chairs with upholstered seats and backs and with wheels.

(b) Two four drawer legal size file cabinets

(c) Six folding chairs and one 36"X96" folding table.

(d) One office style frostless refrigerator with a minimum size of 8 cu. ft. with a separate freezer unit.

(e) One microwave oven with a minimum capacity of 1.3 cubic feet.

(f) Three electric desk type tape printing calculators.

(g) Three telephone(s) with multi-line capability touch tone and voice mail (for exclusive use by the Commissioner). Four phone line: two for voice, one for fax and one for security. One high speed broadband internet connection with unlimited access and wireless networking capabilities for multiple users (for exclusive use by the Commissioner).

(h) One desktop color laser multifunction fax-printer-scanner-copier with network connectivity, including maintenance, paper supply and toner. The machine shall have a minimum of 600 dpi resolution, and shall be capable of reproducing, sorting and stapling prints up to size 11"x17".

(i) The computer equipment shall fulfill the minimum requirements for current technology in use by the City of Chicago.

(j) One case of approximately 12 cans of aerosol marking paint. The color will be chosen by the Commissioner.

(k) Accessible potable water.

Basis of Payment. The building or buildings fully equip, will be paid for at the contract unit price per calendar month or fraction thereof for ENGINEER'S FIELD OFFICE according to Article 670.07 of the IDOT Standard Specifications for Road and Bridge Construction.

ITEM 93 - *** - CURB AND MEDIAN PAINTING**

Description. Work under this item shall be performed according to the applicable requirements of section 780 of the Standard Specifications for Road and Bridge Construction.

The curb or the median is to be painted yellow where shown on the plans or as determined by the Commissioner.

Method of Measurement. This work will be measured for payment per foot basis.

Basis of Payment. This work will be paid for at the contract unit price per foot for CURB AND MEDIAN PAINTING.

ITEM 95 - X2600009 - SIGN PANEL - TYPE 1 - RETROREFLECTIVE - TYPE A - DOUBLE-SIDED
ITEM 96 - X2600010 - SIGN PANEL - TYPE 1 - RETROREFLECTIVE - TYPE A - SINGLE-SIDED

Description. Work under these items shall be performed in accordance with the requirements of Section 720 of the Standard Specifications, the latest version of the City of Chicago Department of Transportation Field Manual for Sign Installation and the latest version of the Manual of Uniform Traffic Control Devices (MUTCD).

Method of Measurement. The sign panels will be measured for payment in square feet. The area used for measurement shall be the area of the smallest rectangle that will circumscribe each individual sign panel measured from edge to edge (horizontally and vertically).

Basis of Payment. This work will be paid for at the Contract unit price per square foot of fabricated, furnished and delivered of SIGN PANEL - TYPE 1 - RETROREFLECTIVE - TYPE A - DOUBLE-SIDED or SIGN PANEL - TYPE 1 - RETROREFLECTIVE - TYPE A - SINGLE-SIDED.

ITEM 97 - *** - SIGN SUPPORT POST, DIG METHOD**
ITEM 98 - *** - SIGN SUPPORT POST, DRILL METHOD**

Description. Work under the above pay items consists of furnishing sign poles of various lengths and installation by dig or drill method as shown on the plans or as directed by the Commissioner. The "CDOT Field Manual for Sign Installation" should be adhered to and is available for review at 2 N. LaSalle St., Suite 820, Chicago, IL. The poles installed using dig method shall be 11'-6" in length while poles using drill method shall be 10'-6" in length. The cost of wedges, sleeves, pole bases and all other required hardware to install will be included in the cost of these items.

SIGN POLES:

Materials. The material for the poles furnished shall be hollow steel tubes, 2 - 3/8 inches outside diameter, conforming to ASTM A500 Grade B and coated for resistance to corrosion and outdoor weathering. Nominal wall thickness of the pole shall be 0.08". The sign pole must be formed to the size and type required per the "CDOT Field Manual for Sign Installation" and/or the contract drawings. Holes shall be drilled prior to coating to prevent indentations and dimples in the poles.

Finish: The poles shall be galvanized, straight and have a smooth, black, uniform powder coating finish as specified below. The interior of the sign poles shall be coated with a minimum of an 81% zinc-rich primer. The exterior of the poles shall be galvanized with material conforming to AASHTO M 120 with a minimum weight of 1.00 ounce per square foot. The weight of the exterior galvanizing may be reduced to 0.65 ounces per square foot of High Grade material conforming to AASHTO M120 if applied with a chromate conversion coating and a clear high performance organic polymer coating. Powder coating of the poles and extensions shall meet the following requirements:

Color:	Black
Resin type:	TGIC Polyester
Gloss:	Medium

Pretreatment Process:

Cleaning:	All parts shall be cleaned, utilizing spray washers and alkaline cleaner to remove any remaining grease, dirt, or other contaminants.
Rinsing:	All parts shall be spray rinsed in a continuously overflowing rinse stage to remove any remaining cleaning solution.
Phosphating:	All parts shall be spray phosphated with a heated phosphate solution to provide a transition coating between metal and powder.
Rinse:	All parts shall be spray rinsed in a continuously overflowing rinse stage to remove any remaining phosphate / sealant solution.

Powder Coating Process:

Drying: All parts shall be preheated to totally eliminate moisture and prevent off gassing of casting.

Powder Coating: A premium TGIC polyester powder shall be electrostatically applied to provide a uniform coating to a thickness of 1-3 mils (1 mil minimum). To achieve proper mil

thickness, the powder shall be applied with one application. The manufacturer shall be responsible for ensuring proper adhesion to the metal surface.

Curing: All parts shall be heated to the exact time and temperature requirements, recommended by the powder coat material manufacturer, in precisely controlled gas ovens.

Sleeve and Locking Wedge: Pole sleeve (pipe socket): Material must be hollow steel tubes conforming to ASTM A500 Grade B or ASTM A501, and galvanized according to AASHTO M111, nominal wall thickness of 0.109", 2-$^{5}/_{8}$" inside diameter that allows for a minimum of 13-$^{1}/_{4}$" of sign pole to nest inside the sleeve. The overall length must be 27". A drawing detail as shown in the "CDOT Manual for Sign Installation" shall govern.

Locking wedge: Material shall be 11 GA. Steel tube conforming to ASTM A500 Grade B or ASTM A501 and galvanized according to AASHTO M111. The locking wedge shall be contoured to fit between the steel pole and the 27-inch sleeve. A drawing detail as shown in the "CDOT Field Manual for Sign Installation" shall govern.

Sign Pole Base: The sign pole base furnished under this contract includes a carriage bolt, tamper-resistant nuts and anchor bolts with nuts. The finished casting shall be free from burrs, cracks, voids, or other defects.

Support base: Twelve-inch diameter, aluminum-zinc alloy casting per ASTM A197. The casting shall have the words "City of Chicago" cast in relief as shown in the "CDOT Field Manual for Sign Installation".

Bolt washers and nut: Stainless steel as specified in Article 1006.31a of the Standard Specifications. Include a $^{1}/_{2}$" x 4-$^{1}/_{2}$" carriage bolt with two 1" flat washers and a $^{1}/_{2}$" x 13 full height hex nylon locknut.

Anchor Bolt: Galvanized steel expansion anchors conforming to Article 1006.09 of the Standard Specifications. Furnish three (3) per each sign base provided.

Finish: Powder coat to minimum 1 mil thickness with satin black polyester finish.

Submittals.

Shop Drawings: Fabrication shop drawings showing the full size layout, color, and proposed materials for poles, bases, and hardware shall be submitted for approval prior to start of fabrication.

Poles: Mill certification, samples of each size of finished pole and extension.
Locking wedge and sleeve: Samples of each item.

Cast aluminum base: Mill Certifications.

Powder coating: Test Data; Sample; Manufacturer's Certification that material complies with the required specifications.

Galvanizing: Requires Manufacturer's Certification for compliance with these specifications.

Stainless steel bolts and nuts, anchor bolts: Sample, product data sheet.

Installation: All installations shall be in accordance with Art. 720.04 of the Standard Specifications and as per latest edition of the "CDOT Field Manual for Sign Installation".

Dig Method: To install a sign pole by dig method, the Contractor will first drive a base sleeve to a level with the top of the sleeve near flush to the ground. The sign pole will then be inserted into the sleeve and raised to a level with the bottom of the pole 10"-12" inches below the ground. The sign pole will then be locked in place by driving a locking wedge between the sign pole and the base sleeve.

Note: Pipe sleeve and wedge shall not be bolted together. The holes at the top of the sign pole will be properly aligned such that the sign to be installed will properly face the flow of traffic.

Drill Method: The base shall be secured to the concrete surface by steel expansion anchors and shall be leveled by using stainless steel washers as shims at the anchor bolt locations and under the base castings. The sign pole shall be installed into the cast iron base and locked in place with a carriage bolt with two flat washers and a nylon lock nut as shown in the "CDOT Field Manual for Sign Installation". The holes at the top of the sign pole shall be aligned such that the sign to be installed shall properly face the flow of traffic.

Sign poles shall be installed 18" from back of curb unless otherwise specified. Poles for transportation stops, e.g. bus, taxi, tour bus, or tour boat stops, shall be installed 24" from the back of the curb unless otherwise noted.

Warranty: Manufacturer's warranty shall be 5 (five) years from the date of installation and acceptance.

Material Acceptance. The contractor shall provide Manufacturer's certifications that the materials comply with these specifications.

Method of Measurement. Poles shall be measured on the basis of each pole furnished and installed under the specified method.

Basis of Payment. This work will be paid for at the contract unit price each for SIGN SUPPORT POST, DIG METHOD and SIGN SUPPORT POST, DRILL METHOD, as per the method specified.

ITEM 99 - X2600007 - REMOVE AND SALVAGE SIGN PANEL
ITEM 100 - *** - REMOVE AND SALVAGE SIGN PANEL AND POLE ASSEMBLY**

Description. Work under these items consists of removing existing Sign Panels from light poles and traffic signal posts, and removal of existing Sign Panel and Pole Assemblies, which consist of poles in ground, base mounted poles, embedded poles in concrete, the mounted sign panels, sleeves, wedges, bases and other associated hardware. The contractor shall deliver all salvaged Sign Panels and Sign Panel and Pole Assemblies to the Bureau of Signs and Markings, 3458 South Lawndale Avenue, Chicago, Illinois 60623. The Contractor shall contact Bureau of Signs and Markings at (312)747-2210 at least 24 hours in advance to arrange delivery of salvaged Sign Panels and/or Sign Panel and Pole Assemblies. The Contractor shall obtain a receipt for all the delivered Sign Panels and/or Sign Panel and Pole Assemblies from the Superintendent of Signs Division and submit the same to the Commissioner within 24 hours of delivery. All removal work shall be performed in accordance with Section 724 of Standard Specifications.

In the case of removal of a pole installed in a parkway that is not going to be replaced with a new pole at the same location, the Contractor shall fill and compact the hole with approved fill materials at no additional cost to the City.

Method of Measurement. REMOVE AND SALVAGE SIGN PANEL and REMOVE AND SALVAGE SIGN PANEL AND POLE ASSEMBLY will be measured for payment on the basis of each per item.

Basis of Payment. This work will be paid for at the contract unit price per each for REMOVE AND SALVAGE SIGN PANEL and REMOVE AND SALVAGE SIGN PANEL AND POLE ASSEMBLY.

ITEM 101 - X2600011 - REMOVE AND RELOCATE SIGN PANEL
ITEM 102 - X2600012 - REMOVE AND RELOCATE SIGN PANEL AND POLE ASSEMBLY
ITEM 103 - X2600022 - REMOVE, STORE AND RE-ERECT SIGN PANEL ASSEMBLY (SPECIAL)
ITEM 104 - *** - REMOVE AND RELOCATE POLE ASSEMBLY**

Description. Work under these items shall be performed according to Section 724 of the IDOT Standard Specifications for Road and Bridge Construction and the current City of Chicago Department of Transportation Manual for Sign Installation, except as herein modified.

This work shall consist of removing, storing in a safe location, and relocating sign only or sign panel and pole assemblies or pole assembly only to a new location as shown on the plans and/or work order or as directed by the Commissioner.

General Requirements. Existing sign or sign panel and pole assemblies or pole assembly which must be removed and relocated where directed consist of sign panels, poles in ground, base mounted poles, poles that are embedded in concrete, the mounted sign panels, sleeves, wedges, bases and other associated hardware. The Contractor must remove the sign panels and hardware from the locations indicated in such a manner that the materials are not damaged by the Contractor's work.

In the case of removal of a pole installed in a parkway, the Contractor must fill and compact the hole with an approved fill material such as FA2 at no additional cost to the City. In the case of removal of base mounted poles installed in sidewalk, the extruding bolts will be sawed flush to the sidewalk surface immediately, regardless of whether the sidewalk is planned for later reconstruction. The cost of sawing the bolts shall be included in the bid unit price of REMOVE AND RELOCATE SIGN PANEL; REMOVE AND RELOCATE SIGN PANEL AND POLE ASSEMBLY; REMOVE, STORE AND RE-ERECT SIGN PANEL ASSEMBLY (SPECIAL) and REMOVE AND RELOCATE POLE ASSEMBLY

Method of Measurement. This work will be measured for payment per each.

Basis of Payment. This work will be paid at the contract unit price per each for REMOVE AND RELOCATE SIGN PANEL; REMOVE AND RELOCATE SIGN PANEL AND POLE ASSEMBLY; REMOVE, STORE AND RE-ERECT SIGN PANEL ASSEMBLY (SPECIAL) and REMOVE AND RELOCATE POLE ASSEMBLY.

ITEM 105 – X0320586 - FLEXIBLE DELINEATORS

Description. The work shall consist of furnishing and installing Flexible Delineators on asphalt and concrete pavement and open metal grating of bridges. For installations on asphalt and concrete pavement, delineator posts shall screw-in to anchor cups embedded in the pavement. For installations on open metal grading of bridge decks, delineator posts shall be permanently bonded to a base assembly which will be securely fastened to the grating.

General Requirements.

a. Flexible Post. Posts must be 28" tall measured from the pavement surface and be comprised of a tubular marker, a top cap, and integrated threaded stainless steel screw or base assembly. The flexible post must have high impact resistance, remain flexible at extremely high and very l ow temperatures, return to a full upright position after multiple impacts, and be made of UV- Stabilized Thermoplastic Polyurethane (TPU) or a comparable approved material. The material must conform to the following specifications:

Property	ASTM Test	Results
Specific Gravity (min.)	D 792	1.10
Hardness (min.)	D 2240	90 A
Tear Strength (min lb/in.)	D 624, Die C	800
Tensile Strength @ yield, (min PSI)	D 412	4,000
Tensile Elogation @ break (min.%)	D 412	450
Cold Temp. Impact test (-7° F)	FL/DOT	Pass
Gloss (min. units)	N/A	12.1

Posts shall have a top cap made of polyurethane that is permanently mounted to the post. Holes shall be created in the top cap to allow air to escape when the post is impacted. The top cap prevents debris from collecting in the post.

- For screw-in installations into asphalt and concrete pavements, post shall have a single threaded stainless steel screw assembly at the bottom for a screw-in connection to the anchor cup embedded in the pavement. The tubular portion shall be permanently bonded to the threaded screw that is at least 24 mm in diameter with a minimum of five complete threads extending downward.
- For installations on open metal grading on bridges, post shall be permanently bonded to the base assembly, with four holes spaced 90 degrees from each other allowing for 3/8" bolts to pass through the base.

The plastic portion of the threaded screw assembly and/or the base assembly shall be constructed of a UV-stable high-impact thermo-plastic alloy conforming to the following material specifications:

Property	ASTM Test	Results
Specific Gravity (min.)	D 792	1.21
Gardner Impact (min.)	N/A	160
Flexural Strength (min.)	D 790	20,000
Shore Hardness	D2240	55 D

The tubular marker shall be a minimum of 3.15” in diameter with 0.125” thick walls (minimum).

b. Anchor Cup. Must be embedded in Concrete or Asphalt flush to the pavement surface, threaded to receive the Flexible Post. When embedded into asphalt, the anchor cup must be at least 4” long. When installed into concrete, the anchor cup can be 2” long.

c. Anchor Plug. Anchor plugs shall be capable of snapping into the anchor cup by pushing down in a single motion, but secured with a threaded connection so that they must be unscrewed to remove. Provide 5 anchor plugs to the Commissioner with each flexible delineator.

d. Epoxy. Use a high strength highway-grade epoxy for installation of posts into concrete or asphalt pavements.

e. Reflective Sheeting. A minimum of two 3-inch wide wraps of retro-reflective sheeting factory is to be factory-applied. Sheeting shall be ASTM Type V abrasion resistant micro-prismatic sheeting applied 1 inch down from the top with a 3 inch gap between the two wraps.

Flexible Delineator posts must be mounted to the pavement with anchor cups embedded flush into the pavement. Posts will use a single threaded screw to connect to the anchor cups, allowing the post to be twisted on and off.

Flexible Delineator posts must be engineered to meet Manual on Uniform Traffic Control Devices (MUTCD) and National Cooperative Highway Research Program (NCHRP) 350 requirements for channelizing devices.

Posts shall be white unless otherwise indicated on the Plans or as directed by the Commissioner.

Installation – Pavement:

Install screw-in flexible delineators on roadway pavement following the procedure below:

1. Screw anchor cup onto single threaded screw attached to post. Make sure clear epoxy shield and black rubber gasket are in between the threaded screw and anchor cup
2. Drill or core a minimum of 4.5” into the pavement when embedding into asphalt and 2.5” when embedding in concrete. Hole must be free of debris and dust.
3. Dispense epoxy into the hole keeping air pockets to a minimum. Follow the manufacturer’s guidance to determine fill depth of epoxy.
4. Insert anchor cup into epoxy filled hole and twist a full turn in order to distribute epoxy equally throughout the anchor cup
5. Allow the epoxy to cure. Cure time varies based on type of epoxy used. Refer to manufacturer’s directions for cure time.

Installation – Bridge Deck Grating:

Install flexible delineators on a grated road surface following the procedure below:

1. Measure the depth of the grate (2” depth add 1” to the length of the bolt)
2. Insert bolt through base, add washer and nylock nut to hold, repeat with other 3 bolts.
3. Position the surface mount base with J-Bolts over the grate where it is to be installed.
4. Rotate the J-Bolt to engage with the grate and tighten the bolt with a socket wrench. Repeat until all 4 bolts are tight.

Submittals.

a. Product Literature: Furnish manufacturer’s literature describing the general properties of each

product to be used in the Work.

b. Shop Drawings: Include height, post color, and reflective sheeting

c. Impact Performance: Flexible delineators shall have the ability to resist impact and rebound fully upright when impacted by a vehicle per the following parameters at an accredited test facility:
   - A total of twelve (12) channelizer posts 36" (914mm) tall shall be installed in a test deck in two rows of six (6) posts such that one row of post is subjected to direct wheel-over impacts, the other row direct bumper impacts.
   - The twelve posts shall be impacted by an unmodified MASH-08 compliant passenger vehicle one hundred (100) times at a speed of 60 MPH (100 km/h) at a temperature between 32 and 72 degrees F.
   - All posts shall return to within 5 degrees of vertical, as measured at the top of the post, within two minutes after the final vehicle impact.
   - Accredited facility shall mean a facility either certified to ISO 17025:2005 or certified by the American Association for Laboratory Accreditation (A2LA).
   - A test report from an accredited testing facility shall be provided upon request.

Method of Measurement. FLEXIBLE DELINEATORS shall be measured on a per each basis, for each entire assembly installed and accepted. The entire assembly shall include post, anchor cup, 5 anchor plugs, all drilling work and epoxy necessary to install the item per manufacturer specifications.

Basis of Payment. FLEXIBLE DELINEATORS shall be paid for at the contractor unit price per each complete unit installed and accepted.

ITEM 106 - 88600600 - DETECTOR LOOP REPLACEMENT

Description. This work shall consist of replacing existing detector loops that were removed during grinding operations. This work shall consist of saw-cutting the pavement, furnishing and installing a detector loop in the saw-cut, sealing the cut, and connecting the loop wire to the lead-in cable. This work shall be completed by an approved Electrical Contractor as directed by the Commissioner.

Material. The Detector Loop shall meet the requirements of Section 886 of the Standard Specifications. The wire and sealer shall meet the requirements of Article 1079.02 of the Standard Specifications for Type I Detectors.

Material Acceptance. All materials shall be from current IDOT-approved List of Producers/Manufacturers. The Contractor shall submit to the Commissioner a Manufacturer's written certification that the materials comply with the Standard Specifications.

Construction Requirement. The pavement shall be saw-cut for a rectangular 6' (ft.) by 6' (ft.) loop or a 6' (ft.) diameter loop, or as shown on the plans, or as directed by the Commissioner. On a rectangular loop, diagonal cuts or drilled holes shall be made at all corners to prevent sharp bends in the wire. The saw-cut shall be 1/4" wide and a minimum of 2" (inches) deep depending upon the roadway surface. The bottom of the cut shall be smooth. The saw-cut shall be extended to meet the conduit for the lead-in cable as directed and as shown on Standard Drawing Number 905. The saw-cut shall be continuous from the edge of the loop to and through one side of the PVC elbow.

The detector loop shall be installed in the sawed slot in accordance with the manufacturer's recommendation or as shown on the plans. The slot shall be clean and dry. The number of wire turns for the loop shall be 3, as recommended by the manufacturer of the induction loop amplifier. Retainers shall be added to the sawed slot to prevent the loop wires from floating during the pouring of the loop sealant. These retainers can be made from 1" pieces of vinyl tubing bent in half to form the retainer. The wire shall extend into the 2" (inches) conduit to the nearest manhole/hand hole where it shall be spliced into the lead-in cable. The only splicing method for this item will be with marine type heat shrinkable tubing. Four inches of the cable jacket shall be removed and one inch of the cable insulation. The bare copper shall be scrapped. The cable shall be inserted into two irradiated polyolefin heat shrinkable tubes. The conductors shall then be connected by twisting together and soldering. Rosin core solder must be used for soldering the connectors. The tubes shall completely cover the soldered connection and the insulation 1" beyond all exposed copper wire on either end of the connection. The tubes should be shrunk one at a time over the soldered wires and insulation to form a watertight covering.

Before pouring the sealer, electronic instruments shall be used to test the Resistance, Inductance, and Quality Factor of the loop and lead-in circuit. The resistance to ground shall be a minimum of 100 mega ohms under any conditions of weather or moisture. The loop and the lead-in circuit shall have an inductance between 50 and 700 micro henries. The Quality Factor shall be greater than 5. The amplifier manufacturer's recommendations, if different, shall be met. The contractor shall provide all necessary instruments and do all the testing in the presence of the Commissioner. The sealer shall be applied according to the sealer manufacturer's recommendations.

Method of Measurement. This work shall be measured in foot basis. The measurement shall be taken along the sawed slot and the 2" (inches) conduit to the manhole where the splice was made. No vertical measurements shall be made. The loop shall be measured once regardless of the wire turns.

Basis of Payment. This work shall be paid for at the contract unit price per foot for DETECTOR LOOP REPLACEMENT.

ITEM 107 - *** - TRAFFIC CONTROL COMPLETE**

Description. Work under this item shall be performed in accordance with Section 701 of the Standard Specifications except as modified herein.

This portion of the work consists of regulating, warning or guiding traffic during the construction operation. The contractor shall accomplish this by furnishing, installing, maintaining, relocating and subsequent removing, signs, signals, markings, traffic cones, barricades, warning lights, flag persons and other devices which are to be used for the purpose of regulating, warning or guiding traffic during the construction operation.

Construction Requirement. Traffic Control must be in accordance with the applicable section of the Standard Specifications, the applicable guidelines contained in the Illinois Manual on Uniform Traffic Control Devices for Streets and Highways, the Special Provisions, and any Special Details and Highway Standards contained in these specifications.

The Contractor must erect at the project site project signs furnished by the City and maintain them for the duration of the Work. The purpose of the signs is to identify the project and indicate City oversight of the Work. The signs must be in-place from the time of ground breaking or the commencement of construction, whichever occurs first, until the final inspection is completed or as directed by the Commissioner. The location and orientation of the signs will be determined by the Commissioner. The Contractor must erect and maintain a project sign according to the specifications. This work will be included in the cost of this item.

At the preconstruction meeting the Contractor shall provide the name of the individual in his direct employ who is to be responsible for the installation and maintenance of the traffic control for this project. If the actual installation and maintenance are to be accomplished by a sub-Contractor, consent shall be requested from the Commissioner at the time of the preconstruction meeting in accordance with Article 108.01 of the Standard Specifications. This will not relieve the Contractor of the foregoing requirement for a responsible individual in his direct employ. The Department will provide to the Contractor the name of its representative who will be responsible for the administration of the Traffic Control Plan. **The Contractor must notify the Department of Transportation/Permit Section at 312-744-4652 a minimum of 48 hours before commencing construction or changing traffic flow.**

Special attention is called to Articles 107.09 and 107.14 of the Standard Specifications and the Highway Standards, Details, Supplemental Specifications and the Recurring Special Provisions contained herein relating to traffic control.

Placement of short-term, temporary and permanent pavement markings will be paid for separately under appropriate contract line items, unless otherwise noted.

Special attention must be given to advance guide signs during these operations in order to keep barricade placement consistent with lane assignment. The Contractor must cover all traffic control devices which may be inconsistent with traffic patterns during the transfer from one construction stage to another.

The Contractor's vehicle must always move with and not against or across the flow of traffic. These vehicles must enter or leave work areas in a manner which will not be hazardous to or interfere with normal

traffic and cannot park or stop except within designated work areas. Personal vehicles will not be permitted to park within the right of way except in specific areas designated by the Commissioner.
TRAFFIC CONTROL COMPLETE details are included in these specifications to specify the minimum required combination of traffic control devices in construction areas. Revisions by the Commissioner to the work or in the phasing of construction operations may require traffic control to be installed in accordance with a standard other than those included in these specifications. In such cases, the standards will be made available to the Contractor at least one week in advance of the change in traffic control. Payment for traffic control required by these added standards will be in accordance with the Article 109.04 of the Standard Specifications. Revisions or modifications to increase the traffic control protection shown in the contract must be submitted by the Contractor for approval by the Commissioner. A reduction of the traffic control shown in the contract will not be allowed.

Construction staging may be necessary to complete this project. The Commissioner shall direct the Contractor and provide details regarding the required staging. Traffic control devices such as arrow boards, message boards, barrier walls and additional barricades required by the Commissioner to stage this construction as necessary shall not be paid for separately but will be included in the cost of this item.

The Commissioner may direct the Contractor to resurface additional locations. Traffic control and protection provided at such locations shall be paid in accordance with Article 109.04 of the Standard Specifications.

The Contractor must immediately furnish a certified flag person(s) if, in the opinion of the Commissioner, the Contractor's construction means, or methods warrant. No additional compensation will be made for flag person(s). If no flag person(s) are available the Contractor must cease operations until they become available.

All signs, signals, markings, traffic cones, barricades, warning lights, flag person(s), and other traffic control devices must conform to the plans, specifications, special provisions and the latest edition of the "State of Illinois Manual on Uniform Traffic Control Devices." The Contractor must obtain, erect, maintain, and remove all traffic control devices in accordance with Article 107.14 of the Standard Specifications. Placement and maintenance of all traffic control devices must be as directed by the Commissioner. The Commissioner will be the sole judge as to the acceptability of placement and maintenance of the traffic control devices prescribed in the appropriate standards.

The Contractor must insure that all barricades, signs, lights and other devices installed by him are operational every day, including Saturdays, Sundays and holidays. In the event of severe weather conditions, the Contractor must furnish any additional personnel required to properly maintain all traffic control devices as directed by the Commissioner.

This project may be constructed under detours as necessary. Construction work cannot be started until detours are totally in-place and operational. Construction signs referring to daytime lane closures during working hours must be removed or covered during non-working hours. Additional materials used to construct detours will be paid for according to Article 109.04 of the Standard Specifications.

The Contractor is responsible for the timely installation, maintenance, relocation and subsequent removal of all temporary signing, barricading and temporary striping necessary to accomplish these detours. The cost of this work will be included in the cost of this item.

At the completion of each stage of construction or whenever detour operations indicate that a relocation of a proposed or existing traffic control device is advisable as determined by the Commissioner, the Contractor must remove all traffic control devices which were furnished, installed and maintained by him/her under this contract, and such devices may remain the property of the Contractor. Any traffic control devices furnished, installed and maintained by the City will be removed by City forces and will remain the property of the City. All traffic control devices must remain in-place until specific authorization for relocation or removal is received from the Commissioner.

The Contractor must be aware of the requirements for coordination of all work in this project and adjoining or overlapping projects and for coordination of barricade placement necessary to provide a uniform traffic detour pattern. The Contractor will not be permitted to erect, change or remove his detour barricade system without the prior approval of the Commissioner.

The placement of barricades and warning signs for the required lane closures must be as specified herein and must proceed in the direction of the flow of traffic. The removal of all signs and barricades must begin at the end of the construction areas and proceed toward oncoming traffic.

Maintenance of Roadway: Beginning on the date when the Contractor begins work on this project, he/she must assume responsibility for the normal maintenance of all existing roadways within the limits specified. This normal maintenance will include all repair work deemed necessary by the Commissioner but will not include snow removal operations.

The work involved in maintaining the existing pavement as specified above will be paid for separately at the contract unit price for HOT MIX ASPHALT BINDER COURSE (HAND METHOD), N70, unless specified elsewhere in the Detailed Specifications or the Special Conditions. If no such item(s) of work has been provided for in the contract or otherwise specified for payment, this work will be paid for as extra work, in accordance with Article 109.04 of the Standard Specifications. Traffic control and protection required for this work will be included in the cost of the lump sum price for this item.

Arrow Board: A flashing arrow board meeting the requirements of Article 1106.03 of the Standard Specifications must be operating at all times when a lane is closed to traffic on a multi-lane roadway. Arrow boards must be provided and located in ahead-on position within each lane closure taper. The cost of furnishing and maintaining arrow boards will be included in the cost of the contract lump sum price for this item.

Delays to the Contractor caused by complying with these requirements will be included in the cost of the item for Traffic Control Complete, and no additional compensation will be allowed.

Pedestrian Sidewalk Control: This work consists of installing, maintaining, and removing necessary signs and barricades needed to direct pedestrian to usable sidewalks and walkways during the construction. Illinois Standard sign R11-1102 (Sign legend "Sidewalk Closed [Arrow] Use Other Side": Size 24" x 30"; black legend on a white reflectorized background) must be placed at pedestrian crossing locations informing pedestrians of closed sidewalk sections. Barricades must be placed on all closed sidewalk sections.

NOTES:

1) Barricades must be Type I or II with Flashing Lights.

2) Use one "Sidewalk Closed" sign at each end of each sidewalk section being reconstructed.

3) At each point of closure, sufficient numbers of barricades must be used to completely close the pathway.

4) Pedestrian walkways must be maintained free of any obstructions and hazards such as holes, debris, mud, construction equipment, stored materials, etc.

5) All hazards near or adjacent to walkways must be clearly delineated.

6) Where construction activities involve sidewalks on both sides of the street, the work must be staged so that both sidewalks are not out of service at the same time.

The cost of this work will be part of the contract lump sum price for this item.

Method of Measurement. TRAFFIC CONTROL COMPLETE will be measured for payment on a lump sum basis.

Basis of Payment. This work will be paid for at the contract lump sum price for TRAFFIC CONTROL COMPLETE. No adjustment or additional compensation will be allowed except as specified herein. The salvage value of the materials removed will be reflected in the bid price for this item.

TRAFFIC CONTROL DEFICIENCY DEDUCTION:

Traffic control deficiency deduction shall be in accordance with Article 105.03(b) of the Standard Specifications.

ITEM 109 - X2600013 - IN-STREET SIGNAGE

Description. Work under this item shall be performed according to Section 720 of the IDOT Standard Specifications for Road and Bridge Construction, the Manual on Uniform Traffic Control Devices (MUTCD), and the current City of Chicago Department of Transportation Manual for Sign Installation, except as herein modified.

This work shall consist of furnishing and installing In-Street Pedestrian Crossing Signs and In-Street Yield To Bike Signs on a fixed base at the locations shown on the plans and/or work order or as directed by the Commissioner.

General Requirements. Signs must be fabricated and installed in accordance with the latest version of the Manual for Sign Installation issued by the Chicago Department of Transportation.
Reflective sign sheeting must conform to Type A material requirements as specified in Section 1091 of the Standard Specifications, if not specified otherwise in the Manual for Sign Installation. Signs must be double paneled and 12” wide. Total unit height, including base, to be no taller than 48”.
This item shall be an R1-6a sign meeting criteria as specified in the 2009 MUTCD.
Sign Sheeting must be diamond grade or equivalent.
Sign units must contain a fixed base. The base of the sign must be capable of permanently attaching to concrete or asphalt pavement and must contain an anti-twist, reactive spring assembly capable of returning the unit to its original position after impact. The contractor shall affix the base to pavement with 2.5” anchor bolts. All units shall be completely removable with standard power tools. In Street Signs shall be made of materials resistant to extreme temperature changes in the range of -20F to 160F, ultraviolet light, ozone, hydrocarbons, stiffening with age and rebounds to a vertical position if struck by a standard vehicle. Units shall meet NCHRP 350 crashworthy requirements.

The In-Street Pedestrian Crossing Sign shall have a black legend (except for the red STOP sign symbol) and border on a white background, surrounded by fluorescent yellow-green background area. Design of the legend is illustrated below.

Method of Measurement. In-Street Signage will be measured for payment on a per each basis, for each entire installed sign assembly.

Basis of Payment. This work will be paid at the contract unit price per each for IN-STREET SIGNAGE, which must include all labor, material, equipment and hardware required for installation.

ITEM 110 – X4060995 - TEMPORARY RAMP, SPECIAL

Description. Work under this item shall be performed according to Section 603 of the IDOT Standard Specifications for Road and Bridge Construction, except as herein modified.

Materials. Bituminous Mixture for Maintenance Use, Liquid Asphalt Type M-19-07 may be used for temporary ramps that are constructed to provide an ADA accessible path.

General Requirements. Prior to the placement of surface course, properly sized temporary ramps shall be constructed around drainage and utility structures that do not require adjustment and to provide an accessible path from the pavement to existing or proposed ADA ramps, as directed by the Commissioner. Work shall consist of placement, maintenance and removal of the ramp.

Method of Measurement. TEMPORARY RAMP, SPECIAL will be measured for payment in place and the area computed in square yards.

Basis of Payment. This work will be paid at the contract unit price per square yard for TEMPORARY RAMP, SPECIAL.

ITEM 112 - **** - RAILROAD PROTECTIVE LIABILITY INSURANCE (5 AND 10)**

Description. Railroad Protective Liability and Property Damage Liability Insurance shall be carried according to Article 107.11 of the Standard Specifications, except that the limits shall be a minimum of $5,000,000 combined single limit per occurrence for bodily injury liability and property damage liability with an aggregate limit of $10,000,000 over the life of the policy. A separate policy is required for each railroad and location unless otherwise noted.

Approximate Address of Crossing: 7507 S Halsted St, Chicago, IL 60620 (BRC RR over)

NAMED INSURED AND ADDRESS	NUMBER & SPEED OF PASSENGER TRAINS	NUMBER AND SPEED OF FREIGHT TRAINS
Belt Railway Company 6900 South Central Avenue Bedford Park, IL 60638	None	30/day @25 mph

DOT/AAR No.:84385R RR Mile Post:15.09
RR Division:BRC Main RR Sub-Division:
For Freight/Passenger Information Contact: Scott Schiemann
Email(sschiemann@beltrailway.com)
For Insurance Information Contact: Scott Schiemann
Email(sschiemann@beltrailway.com)

Approximate Address of Crossing: 1950 Monterey Ave., Chicago, IL 60643 (Metra @ Grade)

NAMED INSURED AND ADDRESS	NUMBER & SPEED OF PASSENGER TRAINS	NUMBER AND SPEED OF FREIGHT TRAINS
METRA* 547 W. Jackson Blvd, Chicago IL 60661-5717	21 inbound & 19 outbound @ 79 mph	6-10 @ 30 mph

*The Commuter Rail Division of the Regional Transportation Authority, a division of an Illinois municipal corporation, and its affiliated separate public corporation known as the Northeast Illinois Regional Commuter Railroad Corporation, both operating under the service mark METRA, as now exist or may hereafter be constituted or acquired, and the Regional transportation Authority, an Illinois municipal corporation.

DOT/AAR No.:608833H RR Mile Post: 13.79
RR Division:RID RR Sub-Division: BEVERLY SUB
For Freight/Passenger Information Contact: Marilyn Schlismann Phone (312) 322-7092
For Insurance Information Contact: Marilyn Schlismann Phone: (312) 322-7092

Approximate Address of Crossing: 8900 S. Racine Ave., Chicago, IL 60620 (Metra @ grade)

NAMED INSURED AND ADDRESS	NUMBER & SPEED OF PASSENGER TRAINS	NUMBER AND SPEED OF FREIGHT TRAINS
METRA* 547 W. Jackson Blvd, Chicago IL 60661-5717	47 trains @ 20mph	N/A

*The Commuter Rail Division of the Regional Transportation Authority, a division of an Illinois municipal corporation, and its affiliated separate public corporation known as the Northeast Illinois Regional Commuter Railroad Corporation, both operating under the service mark METRA, as now exist or may hereafter be constituted or acquired, and the Regional transportation Authority, an Illinois municipal corporation.

DOT/AAR No.: 608918K RR Mile Post: 10.4
RR Division:RID RR Sub-Division: BEVERLY SUB
For Freight/Passenger Information Contact: Marilyn Schlismann Phone (312) 322-7092
For Insurance Information Contact: Marilyn Schlismann Phone: (312) 322-7092

Approximate Address of Crossing 7078 S Saginaw Ave., Chicago, IL 60418 (Metra@grade)

NAMED INSURED AND ADDRESS	NUMBER & SPEED OF PASSENGER TRAINS	NUMBER AND SPEED OF FREIGHT TRAINS
METRA* 547 W. Jackson Blvd, Chicago IL 60661-5717	42 in 42 out weekdays/ 20 each way Sat/ 10 each way Sun@ 65mph	0

*The Commuter Rail Division of the Regional Transportation Authority, a division of an Illinois municipal corporation, and its affiliated separate public corporation known as the Northeast Illinois Regional Commuter Railroad Corporation, both operating under the service mark METRA, as now exist or may hereafter be constituted or acquired, and the Regional transportation Authority, an Illinois municipal corporation.

DOT/AAR No.: 289556T RR Mile Post: 10.74
RR Division: MED RR Sub-Division: S. CHICAGO SUB
For Freight/Passenger Information Contact: Marilyn Schlismann Phone (312) 322-7092
For Insurance Information Contact: Marilyn Schlismann Phone: (312) 322-7092

Approximate Address of Crossing: 9450 S. Commercial Ave, Chicago, IL 60617 (BRC RR over)

NAMED INSURED AND ADDRESS	NUMBER & SPEED OF PASSENGER TRAINS	NUMBER AND SPEED OF FREIGHT TRAINS
Belt Railway Company 6900 South Central Avenue Bedford Park, IL 60638	None	25/day @25 mph

DOT/AAR No.:608325T RR Mile Post:0
RR Division:UNKNOWN RR Sub-Division: UNKNOWN
For Freight/Passenger Information Contact: Scott Schiemann
Email(sschiemann@beltrailway.com)
For Insurance Information Contact: Scott Schiemann
Email(sschiemann@beltrailway.com)

Approximate Address of Crossing: 6760 S. Martin Luther King Drive, Chicago, IL 60637 (NS RR over)

NAMED INSURED AND ADDRESS	NUMBER & SPEED OF PASSENGER TRAINS	NUMBER AND SPEED OF FREIGHT TRAINS
Norfolk Southern Railroad 361 W. 47th Street Chicago, IL 60609	12	78/day @50 mph

DOT/AAR No.:522962F RR Mile Post:514.82
RR Division:DEARBORN RR Sub-Division: CHICAGO
For Freight/Passenger Information Contact: Scott Overbay Email(Scott.Overbay@nscorp.com)
For Insurance Information Contact: Scott Overbay Email(Scott.Overbay@nscorp.com)

Approximate Address of Crossing: 7505 S. Halsted St., Chicago, IL 60620 (NS RR over)

NAMED INSURED AND ADDRESS	NUMBER & SPEED OF PASSENGER TRAINS	NUMBER AND SPEED OF FREIGHT TRAINS
Norfolk Southern Railroad 361 W. 47th Street Chicago, IL 60609	None	40/day @25 mph

DOT/AAR No.:478739H RR Mile Post:516.76
RR Division:DEARBORN RR Sub-Division: CHICAGO
For Freight/Passenger Information Contact: Scott Overbay Email(Scott.Overbay@nscorp.com)
For Insurance Information Contact: Scott Overbay Email(Scott.Overbay@nscorp.com)

Approximate Address of Crossing: 7975 S. Stony Island Avenue, Chicago, IL 60649 (NS RR over)

NAMED INSURED AND ADDRESS	NUMBER & SPEED OF PASSENGER TRAINS	NUMBER AND SPEED OF FREIGHT TRAINS
Norfolk Southern Railroad 361 W. 47th Street Chicago, IL 60609	12	78/day @50 mph

DOT/AAR No.:522950L RR Mile Post:512.77
RR Division:DEARBORN RR Sub-Division: CHICAGO
For Freight/Passenger Information Contact: Scott Overbay Email(Scott.Overbay@nscorp.com)
For Insurance Information Contact: Scott Overbay Email(Scott.Overbay@nscorp.com)

Approximate Address of Crossing: 7977 S. Stony Island Avenue, Chicago, IL 60649 (NS RR over)

NAMED INSURED AND ADDRESS	NUMBER & SPEED OF PASSENGER TRAINS	NUMBER AND SPEED OF FREIGHT TRAINS
Norfolk Southern Railroad 361 W. 47th Street Chicago, IL 60609	12	78/day @50 mph

DOT/AAR No.:522949S RR Mile Post:512.76
RR Division:DEARBORN RR Sub-Division: CHICAGO
For Freight/Passenger Information Contact: Scott Overbay Email(Scott.Overbay@nscorp.com)
For Insurance Information Contact: Scott Overbay Email(Scott.Overbay@nscorp.com)

Approval of Insurance. The original and one copy of each required policy shall be submitted to the following address for approval:

Chicago Department of Transportation
Division of Engineering
2 North LaSalle Street, Suite 820
Chicago, Illinois, 60602
Attn.: Deputy Commissioner
RE: Arterial Street Resurfacing Project 94- Far South Area/CDOT Project No. B-7-176

The Contractor will be advised when the Commissioner has received approval of the insurance from the railroad(s). Before any work begins on or adjacent to railroad right-of-way or property, the Contractor shall submit to the Engineer evidence that the required insurance has been approved by the railroad(s). The Contractor shall also provide the Engineer with the expiration date of each required policy.

Basis of Payment. Providing Railroad Protective Liability and Property Damage Liability Insurance will be paid at the contract unit price per Lump Sum for RAILROAD PROTECTIVE LIABILITY INSURANCE (5 AND 10).

ITEM 117 - 66900200 - NON-SPECIAL WASTE DISPOSAL
ITEM 118 - 66900530 - SOIL DISPOSAL ANALYSIS
ITEM 119 - 66901001 - REGULATED SUBSTANCES PRE-CONSTRUCTION PLAN
ITEM 120 - 66901006 - REGULATED SUBSTANCES MONITORING
ITEM 121 - 66901003 - REGULATED SUBSTANCES FINAL CONSTRUCTION REPORT

Description. This work shall consist of the removal and disposal of regulated substances according to Section 669 of the Standard Specifications as revised below.

Contract Specific Sites. The excavated soil and groundwater within the areas listed below shall be managed as either "uncontaminated soil", hazardous waste, special waste or non-special waste. For stationing, the lateral distance is measured from centerline and the farthest distance is the offset distance or construction limit, whichever is less.

W. 103rd Street

Intersection of W. 103rd Street and S. Maplewood Avenue, Chicago, Cook County

- All excavation planned at the northwest quadrant, northeast quadrant, southwest quadrant, and southeast quadrant at the intersection of W. 103rd Street and S. Maplewood Avenue. The Engineer has determined this material meets the criteria of and shall be managed in accordance with Article 669.05(a)(1). Potential contaminants of concern sampling parameters: VOCs, SVOCs and Metals.

Intersection of W. 103rd Street and S. Campbell Avenue, Chicago, Cook County

- All excavation planned at the northwest quadrant, northeast quadrant, southwest quadrant, and southeast quadrant at the intersection of W. 103rd Street and S. Campbell Avenue. The Engineer has determined this material meets the criteria of and shall be managed in accordance with Article 669.05(a)(1). Potential contaminants of concern sampling parameters: VOCs, SVOCs and Metals.

Intersection of W. 103rd Street and S. Artesian Avenue, Chicago, Cook County

- All excavation planned at the northwest quadrant, northeast quadrant, southwest quadrant, and southeast quadrant at the intersection of W. 103rd Street and S. Artesian Avenue. The Engineer has determined this material meets the criteria of and shall be managed in accordance with Article 669.05(a)(1). Potential contaminants of concern sampling parameters: VOCs, SVOCs and Metals.

Intersection of W. 103rd Street and S. Western Avenue, Chicago, Cook County

- All excavation planned at the northwest quadrant, northeast quadrant, southwest quadrant, and southeast quadrant at the intersection of W. 103rd Street and S. Western Avenue. The Engineer has determined this material meets the criteria of and shall be managed in accordance with Article 669.05(a)(1). Potential contaminants of concern sampling parameters: VOCs, SVOCs and Metals.

W. Columbus Avenue

Intersection of W. Columbus Avenue and S. Pulaski Road, Chicago, Cook County

- All excavation planned at the southwest quadrant at the intersection of W. Columbus Avenue and S. Pulaski Road. The Engineer has determined this material meets the criteria of and shall be managed in accordance with Article 669.05(a)(5). Potential contaminants of concern sampling parameters: VOCs, SVOCs and Metals.

- All excavation planned at the northwest quadrant, northeast quadrant, and southeast quadrant at the intersection of W. Columbus Avenue and S. Pulaski Road. The Engineer has determined this material meets the criteria of and shall be managed in accordance with Article 669.05(a)(1). Potential contaminants of concern sampling parameters: VOCs, SVOCs and Metals.

Intersection of W. Columbus Avenue and W. 86th Street, Chicago, Cook County

- All excavation planned at the southwest quadrant at the intersection of W. Columbus Avenue and W. 86th Street. The Engineer has determined this material meets the criteria of and shall be managed in accordance with Article 669.05(a)(5). Potential contaminants of concern sampling parameters: VOCs, SVOCs and Metals.
- All excavation planned at the northwest quadrant, northeast quadrant, and southeast quadrant at the intersection of W. Columbus Avenue and W. 86th Street. The Engineer has determined this material meets the criteria of and shall be managed in accordance with Article 669.05(a)(1). Potential contaminants of concern sampling parameters: VOCs, SVOCs and Metals.

Intersection of W. Columbus Avenue and W. 85th Place/S. Springfield Avenue, Chicago, Cook County

- All excavation planned at the northwest quadrant, northeast quadrant, southwest quadrant, and southeast quadrant at the intersection of W. Columbus Avenue and W. 85th Place/S. Springfield Avenue. The Engineer has determined this material meets the criteria of and shall be managed in accordance with Article 669.05(a)(1). Potential contaminants of concern sampling parameters: VOCs, SVOCs and Metals.

Intersection of W. Columbus Avenue and W. 85th Street, Chicago, Cook County

- All excavation planned at the northwest quadrant, northeast quadrant, southwest quadrant, and southeast quadrant at the intersection of W. Columbus Avenue and W. 85th Street. The Engineer has determined this material meets the criteria of and shall be managed in accordance with Article 669.05(a)(1). Potential contaminants of concern sampling parameters: VOCs, SVOCs and Metals.

Intersection of W. Columbus Avenue and W. 84th Place, Chicago, Cook County

- All excavation planned at the northwest quadrant, northeast quadrant, southwest quadrant, and southeast quadrant at the intersection of W. Columbus Avenue and W. 84th Place. The Engineer has determined this material meets the criteria of and shall be managed in accordance with Article 669.05(a)(1). Potential contaminants of concern sampling parameters: VOCs, SVOCs and Metals.

Intersection of W. Columbus Avenue and W. 84th Street, Chicago, Cook County

- All excavation planned at the northeast quadrant, and southeast quadrant at the intersection of W. Columbus Avenue and W. 84th Street. The Engineer has determined this material meets the criteria of and shall be managed in accordance with Article 669.05(a)(5). Potential contaminants of concern sampling parameters: VOCs, SVOCs and Metals.
- All excavation planned at the northwest quadrant, and southwest quadrant at the intersection of W. Columbus Avenue and W. 84th Street. The Engineer has determined this material meets the criteria of and shall be managed in accordance with Article 669.05(a)(1). Potential contaminants of concern sampling parameters: VOCs, SVOCs and Metals.

Intersection of W. Columbus Avenue and S. Lawndale Avenue, Chicago, Cook County

- All excavation planned at the southwest quadrant at the intersection of W. Columbus Avenue and S. Lawndale Avenue. The Engineer has determined this material meets the criteria of and shall be

managed in accordance with Article 669.05(a)(5). Potential contaminants of concern sampling parameters: VOCs, SVOCs and Metals.

- All excavation planned at the southeast quadrant at the intersection of W. Columbus Avenue and S. Lawndale Avenue. The Engineer has determined this material meets the criteria of and shall be managed in accordance with Article 669.05(a)(1). Potential contaminants of concern sampling parameters: VOCs, SVOCs and Metals.

Intersection of W. Columbus Avenue and W. 83rd Place, Chicago, Cook County

- All excavation planned at the northwest quadrant, northeast quadrant, southwest quadrant, and southeast quadrant at the intersection of W. Columbus Avenue and W. 83rd Place. The Engineer has determined this material meets the criteria of and shall be managed in accordance with Article 669.05(a)(1). Potential contaminants of concern sampling parameters: VOCs, SVOCs and Metals.

Dr. Martin Luther King Drive

Intersection of Dr. Martin Luther King Drive and E. 76th Street, Chicago, Cook County

- All excavation planned at the northwest quadrant, northeast quadrant, southwest quadrant, and southeast quadrant at the intersection of Dr. Martin Luther King Drive and E. 76th Street. The Engineer has determined this material meets the criteria of and shall be managed in accordance with Article 669.05(a)(1). Potential contaminants of concern sampling parameters: VOCs, SVOCs and Metals.

Intersection of Dr. Martin Luther King Drive and E. 75th Street, Chicago, Cook County

- All excavation planned at the northeast quadrant at the intersection of Dr. Martin Luther King Drive and E. 75th Street. The Engineer has determined this material meets the criteria of and shall be managed in accordance with Article 669.05(a)(5). Potential contaminants of concern sampling parameters: VOCs, SVOCs and Metals.
- All excavation planned at the northwest quadrant, southwest quadrant, and southeast quadrant at the intersection of Dr. Martin Luther King Drive and E. 75th Street. The Engineer has determined this material meets the criteria of and shall be managed in accordance with Article 669.05(a)(1). Potential contaminants of concern sampling parameters: VOCs, SVOCs and Metals.

Intersection of Dr. Martin Luther King Drive and E. 74th Street, Chicago, Cook County

- All excavation planned at the northwest quadrant, northeast quadrant, southwest quadrant, and southeast quadrant at the intersection of Dr. Martin Luther King Drive and E. 74th Street. The Engineer has determined this material meets the criteria of and shall be managed in accordance with Article 669.05(a)(1). Potential contaminants of concern sampling parameters: VOCs, SVOCs and Metals.

Intersection of Dr. Martin Luther King Drive and E. 73rd Street, Chicago, Cook County

- All excavation planned at the northwest quadrant, northeast quadrant, southwest quadrant, and southeast quadrant at the intersection of Dr. Martin Luther King Drive and E. 73rd Street. The Engineer has determined this material meets the criteria of and shall be managed in accordance with Article 669.05(a)(1). Potential contaminants of concern sampling parameters: VOCs, SVOCs and Metals.

Intersection of Dr. Martin Luther King Drive and E. 72nd Street, Chicago, Cook County

- All excavation planned at the northwest quadrant, northeast quadrant, southwest quadrant, and southeast quadrant at the intersection of Dr. Martin Luther King Drive and E. 72nd Street. The Engineer has determined this material meets the criteria of and shall be managed in accordance with Article 669.05(a)(1). Potential contaminants of concern sampling parameters: VOCs, SVOCs and Metals.

Intersection of Dr. Martin Luther King Drive and E. 71st Street, Chicago, Cook County

- All excavation planned at the southwest quadrant at the intersection of Dr. Martin Luther King Drive and E. 71st Street. The Engineer has determined this material meets the criteria of and shall be managed in accordance with Article 669.05(a)(5). Potential contaminants of concern sampling parameters: VOCs, SVOCs and Metals.
- All excavation planned at the northwest quadrant, northeast quadrant, and southeast quadrant at the intersection of Dr. Martin Luther King Drive and E. 71st Street. The Engineer has determined this material meets the criteria of and shall be managed in accordance with Article 669.05(a)(1). Potential contaminants of concern sampling parameters: VOCs, SVOCs and Metals.

Intersection of Dr. Martin Luther King Drive and E. 70th Street, Chicago, Cook County

- All excavation planned at the northwest quadrant, northeast quadrant, southwest quadrant, and southeast quadrant at the intersection of Dr. Martin Luther King Drive and E. 70th Street. The Engineer has determined this material meets the criteria of and shall be managed in accordance with Article 669.05(a)(1). Potential contaminants of concern sampling parameters: VOCs, SVOCs and Metals.

Intersection of Dr. Martin Luther King Drive and E. 69th Street, Chicago, Cook County

- All excavation planned at the northwest quadrant, northeast quadrant, southwest quadrant, and southeast quadrant at the intersection of Dr. Martin Luther King Drive and E. 69th Street. The Engineer has determined this material meets the criteria of and shall be managed in accordance with Article 669.05(a)(1). Potential contaminants of concern sampling parameters: VOCs, SVOCs and Metals.

Intersection of Dr. Martin Luther King Drive and S. Anthony Avenue, Chicago, Cook County

- All excavation planned at the northwest quadrant, northeast quadrant, southwest quadrant, and southeast quadrant at the intersection of Dr. Martin Luther King Drive and S. Anthony Avenue. The Engineer has determined this material meets the criteria of and shall be managed in accordance with Article 669.05(a)(1). Potential contaminants of concern sampling parameters: VOCs, SVOCs and Metals.

Intersection of Dr. Martin Luther King Drive and E. Marquette Road, Chicago, Cook County

- All excavation planned at the northwest quadrant, northeast quadrant, and southwest quadrant at the intersection of Dr. Martin Luther King Drive and E. Marquette Road. The Engineer has determined this material meets the criteria of and shall be managed in accordance with Article 669.05(a)(1). Potential contaminants of concern sampling parameters: VOCs, SVOCs and Metals.

Intersection of Dr. Martin Luther King Drive and South Chicago Avenue, Chicago, Cook County

- All excavation planned at the northeast quadrant, and southeast quadrant at the intersection of Dr. Martin Luther King Drive and South Chicago Avenue. The Engineer has determined this material meets the criteria of and shall be managed in accordance with Article 669.05(a)(1). Potential contaminants of concern sampling parameters: VOCs, SVOCs and Metals.

S. Halsted Street

Intersection of S. Halsted Street and W. 115th Street, Chicago, Cook County

- All excavation planned at the southwest quadrant, and southeast quadrant at the intersection of S. Halsted Street and W. 115th Street. The Engineer has determined this material meets the criteria of and shall be managed in accordance with Article 669.05(a)(5). Potential contaminants of concern sampling parameters: VOCs, SVOCs and Metals.
- All excavation planned at the northwest quadrant, and northeast quadrant at the intersection of S. Halsted Street and W. 115th Street. The Engineer has determined this material meets the criteria of and shall be managed in accordance with Article 669.05(a)(1). Potential contaminants of concern sampling parameters: VOCs, SVOCs and Metals.

Intersection of S. Halsted Street and W. 114th Street, Chicago, Cook County

- All excavation planned at the northwest quadrant, northeast quadrant, southwest quadrant, and southeast quadrant at the intersection of S. Halsted Street and W. 114th Street. The Engineer has determined this material meets the criteria of and shall be managed in accordance with Article 669.05(a)(1). Potential contaminants of concern sampling parameters: VOCs, SVOCs and Metals.

Intersection of S. Halsted Street and W. 113th Street, Chicago, Cook County

- All excavation planned at the northwest quadrant, northeast quadrant, southwest quadrant, and southeast quadrant at the intersection of S. Halsted Street and W. 113th Street. The Engineer has determined this material meets the criteria of and shall be managed in accordance with Article 669.05(a)(1). Potential contaminants of concern sampling parameters: VOCs, SVOCs and Metals.

Intersection of S. Halsted Street and W. 112th Street, Chicago, Cook County

- All excavation planned at the southwest quadrant, and southeast quadrant at the intersection of S. Halsted Street and W. 112th Street. The Engineer has determined this material meets the criteria of and shall be managed in accordance with Article 669.05(a)(5). Potential contaminants of concern sampling parameters: VOCs, SVOCs and Metals.
- All excavation planned at the northwest quadrant, and northeast quadrant at the intersection of S. Halsted Street and W. 112th Street. The Engineer has determined this material meets the criteria of and shall be managed in accordance with Article 669.05(a)(1). Potential contaminants of concern sampling parameters: VOCs, SVOCs and Metals.

Intersection of S. Halsted Street and W. 111th Street, Chicago, Cook County

- All excavation planned at the northwest quadrant, northeast quadrant, southwest quadrant, and southeast quadrant at the intersection of S. Halsted Street and W. 111th Street. The Engineer has determined this material meets the criteria of and shall be managed in accordance with Article 669.05(a)(1). Potential contaminants of concern sampling parameters: VOCs, SVOCs and Metals.

Intersection of S. Halsted Street and W. 110th Street, Chicago, Cook County

- All excavation planned at the northwest quadrant, northeast quadrant, southwest quadrant, and southeast quadrant at the intersection of S. Halsted Street and W. 110th Street. The Engineer has determined this material meets the criteria of and shall be managed in accordance with Article 669.05(a)(1). Potential contaminants of concern sampling parameters: VOCs, SVOCs and Metals.

Intersection of S. Halsted Street and W. 109th Street, Chicago, Cook County

- All excavation planned at the northwest quadrant, northeast quadrant, southwest quadrant, and southeast quadrant at the intersection of S. Halsted Street and W. 109th Street. The Engineer has determined this material meets the criteria of and shall be managed in accordance with Article 669.05(a)(1). Potential contaminants of concern sampling parameters: VOCs, SVOCs and Metals.

Intersection of S. Halsted Street and W. 108th Street, Chicago, Cook County

- All excavation planned at the northwest quadrant at the intersection of S. Halsted Street and W. 108th Street. The Engineer has determined this material meets the criteria of and shall be managed in accordance with Article 669.05(a)(5). Potential contaminants of concern sampling parameters: VOCs, SVOCs and Metals.
- All excavation planned at the northeast quadrant, southwest quadrant, and southeast quadrant at the intersection of S. Halsted Street and W. 108th Street. The Engineer has determined this material meets the criteria of and shall be managed in accordance with Article 669.05(a)(1). Potential contaminants of concern sampling parameters: VOCs, SVOCs and Metals.

Intersection of S. Halsted Street and W. 107th Street, Chicago, Cook County

- All excavation planned at the northeast quadrant at the intersection of S. Halsted Street and W. 107th Street. The Engineer has determined this material meets the criteria of and shall be managed in accordance with Article 669.05(a)(5). Potential contaminants of concern sampling parameters: VOCs, SVOCs and Metals.
- All excavation planned at the northwest quadrant, southwest quadrant, and southeast quadrant at the intersection of S. Halsted Street and W. 107th Street. The Engineer has determined this material meets the criteria of and shall be managed in accordance with Article 669.05(a)(1). Potential contaminants of concern sampling parameters: VOCs, SVOCs and Metals.

Intersection of S. Halsted Street and W. 106th Street, Chicago, Cook County

- All excavation planned at the northwest quadrant, northeast quadrant, southwest quadrant, and southeast quadrant at the intersection of S. Halsted Street and W. 106th Street. The Engineer has determined this material meets the criteria of and shall be managed in accordance with Article 669.05(a)(1). Potential contaminants of concern sampling parameters: VOCs, SVOCs and Metals.

Intersection of S. Halsted Street and W. 105th Street, Chicago, Cook County

- All excavation planned at the northwest quadrant, northeast quadrant, southwest quadrant, and southeast quadrant at the intersection of S. Halsted Street and W. 105th Street. The Engineer has determined this material meets the criteria of and shall be managed in accordance with Article 669.05(a)(1). Potential contaminants of concern sampling parameters: VOCs, SVOCs and Metals.

Intersection of S. Halsted Street and W. 104th Street, Chicago, Cook County

- All excavation planned at the northwest quadrant, northeast quadrant, southwest quadrant, and southeast quadrant at the intersection of S. Halsted Street and W. 104th Street. The Engineer has determined this material meets the criteria of and shall be managed in accordance with Article 669.05(a)(1). Potential contaminants of concern sampling parameters: VOCs, SVOCs and Metals.

Intersection of S. Halsted Street and W. 103rd Street, Chicago, Cook County

- All excavation planned at the northwest quadrant, northeast quadrant, southwest quadrant, and southeast quadrant at the intersection of S. Halsted Street and W. 103rd Street. The Engineer has determined this material meets the criteria of and shall be managed in accordance with Article 669.05(a)(1). Potential contaminants of concern sampling parameters: VOCs, SVOCs and Metals.

Intersection of S. Halsted Street and W. 102nd Street, Chicago, Cook County

- All excavation planned at the northwest quadrant, northeast quadrant, southwest quadrant, and southeast quadrant at the intersection of S. Halsted Street and W. 102nd Street. The Engineer has determined this material meets the criteria of and shall be managed in accordance with Article 669.05(a)(1). Potential contaminants of concern sampling parameters: VOCs, SVOCs and Metals.

Intersection of S. Halsted Street and W. 101st Street, Chicago, Cook County

- All excavation planned at the northwest quadrant, northeast quadrant, southwest quadrant, and southeast quadrant at the intersection of S. Halsted Street and W. 101st Street. The Engineer has determined this material meets the criteria of and shall be managed in accordance with Article 669.05(a)(1). Potential contaminants of concern sampling parameters: VOCs, SVOCs and Metals.

Intersection of S. Halsted Street and W. 100th Street, Chicago, Cook County

- All excavation planned at the southwest quadrant, and southeast quadrant at the intersection of S. Halsted Street and W. 100th Street. The Engineer has determined this material meets the criteria of and shall be managed in accordance with Article 669.05(a)(5). Potential contaminants of concern sampling parameters: VOCs, SVOCs and Metals.
- All excavation planned at the northwest quadrant, and northeast quadrant at the intersection of S. Halsted Street and W. 100th Street. The Engineer has determined this material meets the criteria of and shall be managed in accordance with Article 669.05(a)(1). Potential contaminants of concern sampling parameters: VOCs, SVOCs and Metals.

Intersection of S. Halsted Street and W.99th Street, Chicago, Cook County

- All excavation planned at the southwest quadrant, and southeast quadrant at the intersection of S. Halsted Street and W. 99th Street. The Engineer has determined this material meets the criteria of and shall be managed in accordance with Article 669.05(a)(5). Potential contaminants of concern sampling parameters: VOCs, SVOCs and Metals.
- All excavation planned at the northwest quadrant, and northeast quadrant at the intersection of S. Halsted Street and W. 99th Street. The Engineer has determined this material meets the criteria of and shall be managed in accordance with Article 669.05(a)(1). Potential contaminants of concern sampling parameters: VOCs, SVOCs and Metals.

Intersection of S. Halsted Street and W.98th Place, Chicago, Cook County

- All excavation planned at the northwest quadrant, and northeast quadrant at the intersection of S. Halsted Street and W. 98th Place. The Engineer has determined this material meets the criteria of and shall be managed in accordance with Article 669.05(a)(5). Potential contaminants of concern sampling parameters: VOCs, SVOCs and Metals.
- All excavation planned at the southwest quadrant, and southeast quadrant at the intersection of S. Halsted Street and W. 98th Place. The Engineer has determined this material meets the criteria of and shall be managed in accordance with Article 669.05(a)(1). Potential contaminants of concern sampling parameters: VOCs, SVOCs and Metals.

Intersection of S. Halsted Street and W.98th Street, Chicago, Cook County

- All excavation planned at the northwest quadrant, northeast quadrant, southwest quadrant, and southeast quadrant at the intersection of S. Halsted Street and W. 98th Street. The Engineer has determined this material meets the criteria of and shall be managed in accordance with Article 669.05(a)(1). Potential contaminants of concern sampling parameters: VOCs, SVOCs and Metals.

Intersection of S. Halsted Street and W.97th Street, Chicago, Cook County

- All excavation planned at the northwest quadrant at the intersection of S. Halsted Street and W. 97th Street. The Engineer has determined this material meets the criteria of and shall be managed in accordance with Article 669.05(a)(5). Potential contaminants of concern sampling parameters: VOCs, SVOCs and Metals.
- All excavation planned at the northeast quadrant, southwest quadrant, and southeast quadrant at the intersection of S. Halsted Street and W. 97th Street. The Engineer has determined this material meets the criteria of and shall be managed in accordance with Article 669.05(a)(1). Potential contaminants of concern sampling parameters: VOCs, SVOCs and Metals.

Intersection of S. Halsted Street and W.96th Street (south intersection), Chicago, Cook County

- All excavation planned at the northwest quadrant, and southwest quadrant at the intersection of S. Halsted Street and W. 96th Street (south intersection). The Engineer has determined this material meets the criteria of and shall be managed in accordance with Article 669.05(a)(1). Potential contaminants of concern sampling parameters: VOCs, SVOCs and Metals.

Intersection of S. Halsted Street and W.96th Street (north intersection), Chicago, Cook County

- All excavation planned at the northwest quadrant, northeast quadrant, and southeast quadrant at the intersection of S. Halsted Street and W. 96th Street (north intersection). The Engineer has determined this material meets the criteria of and shall be managed in accordance with Article 669.05(a)(1). Potential contaminants of concern sampling parameters: VOCs, SVOCs and Metals.

Intersection of S. Halsted Street and W.95th Street, Chicago, Cook County

- All excavation planned at the northwest quadrant, northeast quadrant, southwest quadrant, and southeast quadrant at the intersection of S. Halsted Street and W. 95th Street. The Engineer has determined this material meets the criteria of and shall be managed in accordance with Article 669.05(a)(1). Potential contaminants of concern sampling parameters: VOCs, SVOCs and Metals.

Intersection of S. Halsted Street and W.94th Street (south intersection), Chicago, Cook County

- All excavation planned at the northwest quadrant, southwest quadrant, and southeast quadrant at the intersection of S. Halsted Street and W. 94th Street (south intersection). The Engineer has determined this material meets the criteria of and shall be managed in accordance with Article 669.05(a)(1). Potential contaminants of concern sampling parameters: VOCs, SVOCs and Metals.

Intersection of S. Halsted Street and W.94th Street (north intersection), Chicago, Cook County

- All excavation planned at the northwest quadrant, northeast quadrant, and southeast quadrant at the intersection of S. Halsted Street and W. 94th Street (north intersection). The Engineer has determined this material meets the criteria of and shall be managed in accordance with Article 669.05(a)(1). Potential contaminants of concern sampling parameters: VOCs, SVOCs and Metals.

Intersection of S. Halsted Street and W.93rd Street (south intersection), Chicago, Cook County

- All excavation planned at the northwest quadrant, northeast quadrant, southwest quadrant, and southeast quadrant at the intersection of S. Halsted Street and W. 93rd Street (south intersection). The Engineer has determined this material meets the criteria of and shall be managed in accordance with Article 669.05(a)(1). Potential contaminants of concern sampling parameters: VOCs, SVOCs and Metals.

Intersection of S. Halsted Street and W.93rd Street (north intersection), Chicago, Cook County

- All excavation planned at the northwest quadrant, northeast quadrant, and southeast quadrant at the intersection of S. Halsted Street and W. 93rd Street (north intersection). The Engineer has determined this material meets the criteria of and shall be managed in accordance with Article 669.05(a)(1). Potential contaminants of concern sampling parameters: VOCs, SVOCs and Metals.

Intersection of S. Halsted Street and W.90th Street, Chicago, Cook County

- All excavation planned at the northwest quadrant, northeast quadrant, southwest quadrant, and southeast quadrant at the intersection of S. Halsted Street and W. 90th Street. The Engineer has determined this material meets the criteria of and shall be managed in accordance with Article 669.05(a)(1). Potential contaminants of concern sampling parameters: VOCs, SVOCs and Metals.

Intersection of S. Halsted Street and W.89th Street, Chicago, Cook County

- All excavation planned at the northwest quadrant, northeast quadrant, southwest quadrant, and southeast quadrant at the intersection of S. Halsted Street and W. 89th Street. The Engineer has determined this material meets the criteria of and shall be managed in accordance with Article 669.05(a)(1). Potential contaminants of concern sampling parameters: VOCs, SVOCs and Metals.

Intersection of S. Halsted Street and W.88th Street, Chicago, Cook County

- All excavation planned at the northwest quadrant, northeast quadrant, southwest quadrant, and southeast quadrant at the intersection of S. Halsted Street and W. 88th Street. The Engineer has determined this material meets the criteria of and shall be managed in accordance with Article 669.05(a)(1). Potential contaminants of concern sampling parameters: VOCs, SVOCs and Metals.

Intersection of S. Halsted Street and W.87th Street, Chicago, Cook County

- All excavation planned at the northwest quadrant, northeast quadrant, center medians, southwest quadrant, and southeast quadrant at the intersection of S. Halsted Street and W. 87th Street. The Engineer has determined this material meets the criteria of and shall be managed in accordance with Article 669.05(a)(1). Potential contaminants of concern sampling parameters: VOCs, SVOCs and Metals.

W. 111th Street/S. Monterey Avenue

Intersection of W. 111th Street/S. Monterey Avenue and S. Longwood Drive, Chicago, Cook County

- All excavation planned at the northwest quadrant, northeast quadrant, southwest quadrant, and southeast quadrant at the intersection of W. 111th Street/S. Monterey Avenue and S. Longwood Drive. The Engineer has determined this material meets the criteria of and shall be managed in accordance with Article 669.05(a)(1). Potential contaminants of concern sampling parameters: VOCs, SVOCs and Metals.

Intersection of S. Monterey Avenue and S. Hale Avenue (west intersection), Chicago, Cook County

- All excavation planned at the northwest quadrant, northeast quadrant, southwest quadrant, and southeast quadrant at the intersection of S. Monterey Avenue and S. Hale Avenue (west intersection). The Engineer has determined this material meets the criteria of and shall be managed in accordance with Article 669.05(a)(1). Potential contaminants of concern sampling parameters: VOCs, SVOCs and Metals.

Intersection of S. Monterey Avenue and S. Hale Avenue (east intersection), Chicago, Cook County

- All excavation planned at the northwest quadrant, and southeast quadrant at the intersection of S. Monterey Avenue and S. Hale Avenue (east intersection). The Engineer has determined this material meets the criteria of and shall be managed in accordance with Article 669.05(a)(5). Potential contaminants of concern sampling parameters: VOCs, SVOCs and Metals.
- All excavation planned at the northeast quadrant at the intersection of S. Monterey Avenue and S. Hale Avenue (east intersection). The Engineer has determined this material meets the criteria of and shall be managed in accordance with Article 669.05(a)(1). Potential contaminants of concern sampling parameters: VOCs, SVOCs and Metals.

Intersection of S. Monterey Avenue and S. Homewood Avenue, Chicago, Cook County

- All excavation planned at the northwest quadrant, northeast quadrant, southwest quadrant, and southeast quadrant at the intersection of S. Monterey Avenue and S. Homewood Avenue. The Engineer has determined this material meets the criteria of and shall be managed in accordance with Article 669.05(a)(1). Potential contaminants of concern sampling parameters: VOCs, SVOCs and Metals.

Intersection of S. Monterey Avenue and S. Esmond Street, Chicago, Cook County

- All excavation planned at the northwest quadrant, northeast quadrant, southwest quadrant, and southeast quadrant at the intersection of S. Monterey Avenue and S. Esmond Street. The Engineer has determined this material meets the criteria of and shall be managed in accordance with Article 669.05(a)(1). Potential contaminants of concern sampling parameters: VOCs, SVOCs and Metals.

Intersection of S. Monterey Avenue and S. Hermosa Avenue, Chicago, Cook County

- All excavation planned at the northwest quadrant, northeast quadrant, southwest quadrant, and southeast quadrant at the intersection of S. Monterey Avenue and S. Hermosa Avenue. The Engineer has determined this material meets the criteria of and shall be managed in accordance with Article 669.05(a)(1). Potential contaminants of concern sampling parameters: VOCs, SVOCs and Metals.

Intersection of S. Monterey Avenue and S. Church Street, Chicago, Cook County

- All excavation planned at the northwest quadrant, northeast quadrant, southwest quadrant, and southeast quadrant at the intersection of S. Monterey Avenue and S. Church Street. The Engineer has determined this material meets the criteria of and shall be managed in accordance with Article 669.05(a)(1). Potential contaminants of concern sampling parameters: VOCs, SVOCs and Metals.

Intersection of S. Monterey Avenue and S. Vincennes Avenue, Chicago, Cook County

- All excavation planned at the northeast quadrant at the intersection of S. Monterey Avenue and S. Vincennes Avenue. The Engineer has determined this material meets the criteria of and shall be managed in accordance with Article 669.05(a)(5). Potential contaminants of concern sampling parameters: VOCs, SVOCs and Metals.
- All excavation planned at the northwest quadrant, southwest quadrant, and southeast quadrant at the intersection of S. Monterey Avenue and S. Vincennes Avenue. The Engineer has determined this material meets the criteria of and shall be managed in accordance with Article 669.05(a)(1). Potential contaminants of concern sampling parameters: VOCs, SVOCs and Metals.

S. Stony Island Avenue

Intersection of S. Stony Island Avenue and E. 94th Street, Chicago, Cook County

- All excavation planned at the northeast quadrant, southwest quadrant, and southeast quadrant at the intersection of S. Stony Island Avenue and E. 94th Street. The Engineer has determined this material

meets the criteria of and shall be managed in accordance with Article 669.05(a)(5). Potential contaminants of concern sampling parameters: VOCs, SVOCs and Metals.

- All excavation planned at the northwest quadrant at the intersection of S. Stony Island Avenue and E. 94th Street. The Engineer has determined this material meets the criteria of and shall be managed in accordance with Article 669.05(a)(1). Potential contaminants of concern sampling parameters: VOCs, SVOCs and Metals.

Intersection of S. Stony Island Avenue and E. 93rd Street, Chicago, Cook County

- All excavation planned at the northwest quadrant, southwest quadrant, and southeast quadrant at the intersection of S. Stony Island Avenue and E. 93rd Street. The Engineer has determined this material meets the criteria of and shall be managed in accordance with Article 669.05(a)(5). Potential contaminants of concern sampling parameters: VOCs, SVOCs and Metals.
- All excavation planned at the center medians and, northeast quadrant at the intersection of S. Stony Island Avenue and E. 93rd Street. The Engineer has determined this material meets the criteria of and shall be managed in accordance with Article 669.05(a)(1). Potential contaminants of concern sampling parameters: VOCs, SVOCs and Metals.

Intersection of S. Stony Island Avenue and E. 92nd Place, Chicago, Cook County

- All excavation planned at the northeast quadrant at the intersection of S. Stony Island Avenue and E. 92nd Place. The Engineer has determined this material meets the criteria of and shall be managed in accordance with Article 669.05(a)(5). Potential contaminants of concern sampling parameters: VOCs, SVOCs and Metals.
- All excavation planned at the southeast quadrant at the intersection of S. Stony Island Avenue and E. 92nd Place. The Engineer has determined this material meets the criteria of and shall be managed in accordance with Article 669.05(a)(1). Potential contaminants of concern sampling parameters: VOCs, SVOCs and Metals.

Intersection of S. Stony Island Avenue and E. 92nd Street, Chicago, Cook County

- All excavation planned at the northwest quadrant, northeast quadrant, southwest quadrant, and southeast quadrant at the intersection of S. Stony Island Avenue and E. 92nd Street. The Engineer has determined this material meets the criteria of and shall be managed in accordance with Article 669.05(a)(5). Potential contaminants of concern sampling parameters: VOCs, SVOCs and Metals.
- All excavation planned at the center medians at the intersection of S. Stony Island Avenue and E. 92nd Street. The Engineer has determined this material meets the criteria of and shall be managed in accordance with Article 669.05(a)(1). Potential contaminants of concern sampling parameters: VOCs, SVOCs and Metals.

Intersection of S. Stony Island Avenue and E. 91st Street, Chicago, Cook County

- All excavation planned at the northeast quadrant, southwest quadrant, and southeast quadrant at the intersection of S. Stony Island Avenue and E. 91st Street. The Engineer has determined this material meets the criteria of and shall be managed in accordance with Article 669.05(a)(5). Potential contaminants of concern sampling parameters: VOCs, SVOCs and Metals.
- All excavation planned at the northwest quadrant, and center medians at the intersection of S. Stony Island Avenue and E. 91st Street. The Engineer has determined this material meets the criteria of and shall be managed in accordance with Article 669.05(a)(5). Potential contaminants of concern sampling parameters: VOCs, SVOCs and Metals.

Intersection of S. Stony Island Avenue and E. 90th Street, Chicago, Cook County

- All excavation planned at the northwest quadrant, northeast quadrant, southwest quadrant, and southeast quadrant at the intersection of S. Stony Island Avenue and E. 90th Street. The Engineer has determined this material meets the criteria of and shall be managed in accordance with Article 669.05(a)(5). Potential contaminants of concern sampling parameters: VOCs, SVOCs and Metals.
- All excavation planned at the center medians at the intersection of S. Stony Island Avenue and E. 90th Street. The Engineer has determined this material meets the criteria of and shall be managed in accordance with Article 669.05(a)(1). Potential contaminants of concern sampling parameters: VOCs, SVOCs and Metals.

Intersection of S. Stony Island Avenue and E. 89th Street, Chicago, Cook County

- All excavation planned at the northwest quadrant, northeast quadrant, southwest quadrant, and southeast quadrant at the intersection of S. Stony Island Avenue and E. 89th Street. The Engineer has determined this material meets the criteria of and shall be managed in accordance with Article 669.05(a)(5). Potential contaminants of concern sampling parameters: VOCs, SVOCs and Metals.
- All excavation planned at the center medians at the intersection of S. Stony Island Avenue and E. 89th Street. The Engineer has determined this material meets the criteria of and shall be managed in accordance with Article 669.05(a)(1). Potential contaminants of concern sampling parameters: VOCs, SVOCs and Metals.

Intersection of S. Stony Island Avenue and E. 88th Street, Chicago, Cook County

- All excavation planned at the northwest quadrant, northeast quadrant, southwest quadrant, and southeast quadrant at the intersection of S. Stony Island Avenue and E. 88th Street. The Engineer has determined this material meets the criteria of and shall be managed in accordance with Article 669.05(a)(5). Potential contaminants of concern sampling parameters: VOCs, SVOCs and Metals.
- All excavation planned at the center medians at the intersection of S. Stony Island Avenue and E. 88th Street. The Engineer has determined this material meets the criteria of and shall be managed in accordance with Article 669.05(a)(1). Potential contaminants of concern sampling parameters: VOCs, SVOCs and Metals.

Intersection of S. Stony Island Avenue and E. 87th Street, Chicago, Cook County

- All excavation planned at the northwest quadrant, northeast quadrant, southwest quadrant, and southeast quadrant at the intersection of S. Stony Island Avenue and E. 87th Street. The Engineer has determined this material meets the criteria of and shall be managed in accordance with Article 669.05(a)(5). Potential contaminants of concern sampling parameters: VOCs, SVOCs and Metals.
- All excavation planned at the center medians at the intersection of S. Stony Island Avenue and E. 87th Street. The Engineer has determined this material meets the criteria of and shall be managed in accordance with Article 669.05(a)(1). Potential contaminants of concern sampling parameters: VOCs, SVOCs and Metals.

Intersection of S. Stony Island Avenue and E. 86th Place, Chicago, Cook County

- All excavation planned at the northwest quadrant, northeast quadrant, southwest quadrant, and southeast quadrant at the intersection of S. Stony Island Avenue and E. 86th Place. The Engineer has determined this material meets the criteria of and shall be managed in accordance with Article 669.05(a)(5). Potential contaminants of concern sampling parameters: VOCs, SVOCs and Metals.
- All excavation planned at the center medians at the intersection of S. Stony Island Avenue and E. 86th Place. The Engineer has determined this material meets the criteria of and shall be managed in accordance with Article 669.05(a)(1). Potential contaminants of concern sampling parameters: VOCs, SVOCs and Metals.

Intersection of S. Stony Island Avenue and E. 86th Street, Chicago, Cook County

- All excavation planned at the northwest quadrant, northeast quadrant, southwest quadrant, and southeast quadrant at the intersection of S. Stony Island Avenue and E. 86th Street. The Engineer has determined this material meets the criteria of and shall be managed in accordance with Article 669.05(a)(5). Potential contaminants of concern sampling parameters: VOCs, SVOCs and Metals.
- All excavation planned at the center medians at the intersection of S. Stony Island Avenue and E. 86th Street. The Engineer has determined this material meets the criteria of and shall be managed in accordance with Article 669.05(a)(1). Potential contaminants of concern sampling parameters: VOCs, SVOCs and Metals.

Intersection of S. Stony Island Avenue and E. 85th Place, Chicago, Cook County

- All excavation planned at the southeast quadrant at the intersection of S. Stony Island Avenue and E. 85th Place. The Engineer has determined this material meets the criteria of and shall be managed in accordance with Article 669.05(a)(5). Potential contaminants of concern sampling parameters: VOCs, SVOCs and Metals.
- All excavation planned at the northwest quadrant, northeast quadrant, southwest quadrant, and center medians at the intersection of S. Stony Island Avenue and E. 85th Place. The Engineer has determined this material meets the criteria of and shall be managed in accordance with Article 669.05(a)(1). Potential contaminants of concern sampling parameters: VOCs, SVOCs and Metals.

Intersection of S. Stony Island Avenue and E. 85th Street, Chicago, Cook County

- All excavation planned at the southwest quadrant, and southeast quadrant at the intersection of S. Stony Island Avenue and E. 85th Street. The Engineer has determined this material meets the criteria of and shall be managed in accordance with Article 669.05(a)(5). Potential contaminants of concern sampling parameters: VOCs, SVOCs and Metals.
- All excavation planned at the northwest quadrant, northeast quadrant, and center medians at the intersection of S. Stony Island Avenue and E. 85th Street. The Engineer has determined this material meets the criteria of and shall be managed in accordance with Article 669.05(a)(1). Potential contaminants of concern sampling parameters: VOCs, SVOCs and Metals.

Intersection of S. Stony Island Avenue and E. 84th Place, Chicago, Cook County

- All excavation planned at the southwest quadrant, and southeast quadrant at the intersection of S. Stony Island Avenue and E. 84th Place. The Engineer has determined this material meets the criteria of and shall be managed in accordance with Article 669.05(a)(5). Potential contaminants of concern sampling parameters: VOCs, SVOCs and Metals.
- All excavation planned at the northwest quadrant, northeast quadrant, and center medians at the intersection of S. Stony Island Avenue and E. 84th Place. The Engineer has determined this material meets the criteria of and shall be managed in accordance with Article 669.05(a)(1). Potential contaminants of concern sampling parameters: VOCs, SVOCs and Metals.

Intersection of S. Stony Island Avenue and E. 84th Street, Chicago, Cook County

- All excavation planned at the northwest quadrant, and northeast quadrant at the intersection of S. Stony Island Avenue and E. 84th Street. The Engineer has determined this material meets the criteria of and shall be managed in accordance with Article 669.05(a)(5). Potential contaminants of concern sampling parameters: VOCs, SVOCs and Metals.
- All excavation planned at the southwest quadrant, southeast quadrant, and center medians at the intersection of S. Stony Island Avenue and E. 84th Street. The Engineer has determined this material

meets the criteria of and shall be managed in accordance with Article 669.05(a)(1). Potential contaminants of concern sampling parameters: VOCs, SVOCs and Metals.

Intersection of S. Stony Island Avenue and E. 83rd Place, Chicago, Cook County

- All excavation planned at the northwest quadrant, and southwest quadrant at the intersection of S. Stony Island Avenue and E. 83rd Place. The Engineer has determined this material meets the criteria of and shall be managed in accordance with Article 669.05(a)(5). Potential contaminants of concern sampling parameters: VOCs, SVOCs and Metals.
- All excavation planned at the northeast quadrant, southeast quadrant, and center medians at the intersection of S. Stony Island Avenue and E. 83rd Place. The Engineer has determined this material meets the criteria of and shall be managed in accordance with Article 669.05(a)(1). Potential contaminants of concern sampling parameters: VOCs, SVOCs and Metals.

Intersection of S. Stony Island Avenue and E. 83rd Street, Chicago, Cook County

- All excavation planned at the northwest quadrant, northeast quadrant, southwest quadrant, and southeast quadrant at the intersection of S. Stony Island Avenue and E. 83rd Street. The Engineer has determined this material meets the criteria of and shall be managed in accordance with Article 669.05(a)(5). Potential contaminants of concern sampling parameters: VOCs, SVOCs and Metals.
- All excavation planned at the center medians at the intersection of S. Stony Island Avenue and E. 83rd Street. The Engineer has determined this material meets the criteria of and shall be managed in accordance with Article 669.05(a)(1). Potential contaminants of concern sampling parameters: VOCs, SVOCs and Metals.

Intersection of S. Stony Island Avenue and E. 82rd Street, Chicago, Cook County

- All excavation planned at the northwest quadrant, northeast quadrant, southwest quadrant, and southeast quadrant at the intersection of S. Stony Island Avenue and E. 82rd Street. The Engineer has determined this material meets the criteria of and shall be managed in accordance with Article 669.05(a)(5). Potential contaminants of concern sampling parameters: VOCs, SVOCs and Metals.
- All excavation planned at the center medians at the intersection of S. Stony Island Avenue and E. 82rd Street. The Engineer has determined this material meets the criteria of and shall be managed in accordance with Article 669.05(a)(1). Potential contaminants of concern sampling parameters: VOCs, SVOCs and Metals.

Intersection of S. Stony Island Avenue and E. 81st Street, Chicago, Cook County

- All excavation planned at the northwest quadrant, northeast quadrant, southwest quadrant, and southeast quadrant at the intersection of S. Stony Island Avenue and E. 81st Street. The Engineer has determined this material meets the criteria of and shall be managed in accordance with Article 669.05(a)(5). Potential contaminants of concern sampling parameters: VOCs, SVOCs and Metals.
- All excavation planned at the center medians at the intersection of S. Stony Island Avenue and E. 81st Street. The Engineer has determined this material meets the criteria of and shall be managed in accordance with Article 669.05(a)(1). Potential contaminants of concern sampling parameters: VOCs, SVOCs and Metals.

Intersection of S. Stony Island Avenue and S. Anthony Avenue, Chicago, Cook County

- All excavation planned at the southwest quadrant, and southeast quadrant at the intersection of S. Stony Island Avenue and S. Anthony Avenue. The Engineer has determined this material meets the criteria of and shall be managed in accordance with Article 669.05(a)(5). Potential contaminants of concern sampling parameters: VOCs, SVOCs and Metals.

- All excavation planned at the northwest quadrant, northeast quadrant, and center medians at the intersection of S. Stony Island Avenue and S. Anthony Avenue. The Engineer has determined this material meets the criteria of and shall be managed in accordance with Article 669.05(a)(1). Potential contaminants of concern sampling parameters: VOCs, SVOCs and Metals.

Intersection of S. Stony Island Avenue and E. 79th Street, Chicago, Cook County

- All excavation planned at the northwest quadrant, and southwest quadrant at the intersection of S. Stony Island Avenue and E. 79th Street. The Engineer has determined this material meets the criteria of and shall be managed in accordance with Article 669.05(a)(5). Potential contaminants of concern sampling parameters: VOCs, SVOCs and Metals.
- All excavation planned at the center medians at the intersection of S. Stony Island Avenue and E. 79th Street. The Engineer has determined this material meets the criteria of and shall be managed in accordance with Article 669.05(a)(1). Potential contaminants of concern sampling parameters: VOCs, SVOCs and Metals.

Intersection of S. Stony Island Avenue and South Chicago Avenue, Chicago, Cook County

- All excavation planned at the northwest quadrant, northeast quadrant, southwest quadrant, and southeast quadrant at the intersection of S. Stony Island Avenue and South Chicago Avenue. The Engineer has determined this material meets the criteria of and shall be managed in accordance with Article 669.05(a)(5). Potential contaminants of concern sampling parameters: VOCs, SVOCs and Metals.
- All excavation planned at the center medians at the intersection of S. Stony Island Avenue and South Chicago Avenue. The Engineer has determined this material meets the criteria of and shall be managed in accordance with Article 669.05(a)(1). Potential contaminants of concern sampling parameters: VOCs, SVOCs and Metals.

All other areas:

W.71st Street, from S. Ashland Avenue to S. Racine Avenue, Chicago, Cook County

- All excavation planned at the following intersections, for each quadrant (northeast, southeast, southwest, northwest), shall be managed in accordance with Article 669.05(a)(5), pending results of sampling under Soil Disposal Analysis. Samples shall be collected from three (3) intersections, one (1) discrete sample each, for a total of three (3) discrete samples, which shall be used to prepare one (1) representative composite sample and analyzed for each of the following sampling parameters: TCLP VOCs, TCLP SVOCs, TCLP RCRA Metals, Pesticides, Herbicides, PCBs, Reactive Sulfide, Reactive Cyanide, Total Phenols, pH, Paint Filter Test, and Flash Point.
    - Intersection of W. 71st Street and S. Ashland Avenue
    - Intersection of W. 71st Street and S. Justine Street
    - Intersection of W. 71st Street and S. Laflin Street
    - Intersection of W. 71st Street and S. Bishop Street
    - Intersection of W. 71st Street and S. Loomis Boulevard
    - Intersection of W. 71st Street and S. Ada Street
    - Intersection of W. 71st Street and S. Throop Street
    - Intersection of W. 71st Street and S. Elizabeth Street
    - Intersection of W. 71st Street and S. Racine Avenue

W.74th Street, from S. Damen Avenue to S. Hermitage Avenue, Chicago, Cook County

- All excavation planned at the following intersections, for each quadrant (northeast, southeast, southwest, northwest), shall be managed in accordance with Article 669.05(a)(5), pending results of sampling under Soil Disposal Analysis. Samples shall be collected from three (3) intersections, one (1) discrete sample each, for a total of three (3) discrete samples, which shall be used to prepare one (1) representative composite sample and analyzed for each of the following sampling parameters: TCLP VOCs, TCLP SVOCs, TCLP RCRA Metals, Pesticides, Herbicides, PCBs, Reactive Sulfide, Reactive Cyanide, Total Phenols, pH, Paint Filter Test, and Flash Point.
    - Intersection of W. 74th Street and S. Damen Avenue
    - Intersection of W. 74th Street and S. Winchester Avenue
    - Intersection of W. 74th Street and S. Wolcott Avenue
    - Intersection of W. 74th Street and S. Honore Street
    - Intersection of W. 74th Street and S. Wood Street
    - Intersection of W. 74th Street and S. Hermitage Street

E.75th Street, from S. Paxton Avenue to S. Exchange Avenue, Chicago, Cook County

- All excavation planned at the following intersections, for each quadrant (northeast, southeast, southwest, northwest), shall be managed in accordance with Article 669.05(a)(5), pending results of sampling under Soil Disposal Analysis. Samples shall be collected from three (3) intersections, one (1) discrete sample each, for a total of three (3) discrete samples, which shall be used to prepare one (1) representative composite sample and analyzed for each of the following sampling parameters: TCLP VOCs, TCLP SVOCs, TCLP RCRA Metals, Pesticides, Herbicides, PCBs, Reactive Sulfide, Reactive Cyanide, Total Phenols, pH, Paint Filter Test, and Flash Point.
    - Intersection of E. 75th Street and S. Paxton Avenue
    - Intersection of E. 75th Street and S. Luella Avenue
    - Intersection of E. 75th Street and S. Crandon Avenue
    - Intersection of E. 75th Street and S. Oglesby Avenue
    - Intersection of E. 75th Street and S. Yates Boulevard
    - Intersection of E. 75th Street and S. Phillips Avenue
    - Intersection of E. 75th Street and S. Essex Avenue
    - Intersection of E. 75th Street and S. Kingston Avenue
    - Intersection of E. 75th Street and S. Colfax Avenue
    - Intersection of E. 75th Street and S. Exchange Avenue

S. Commercial Avenue, from E. 100th Street and E. 94th Street, Chicago, Cook County

- All excavation planned at the following intersections, for each quadrant (northeast, southeast, southwest, northwest), shall be managed in accordance with Article 669.05(a)(5), pending results of sampling under Soil Disposal Analysis. Samples shall be collected from three (3) intersections, one (1) discrete sample each, for a total of three (3) discrete samples, which shall be used to prepare one (1) representative composite sample and analyzed for each of the following sampling parameters: TCLP VOCs, TCLP SVOCs, TCLP RCRA Metals, Pesticides, Herbicides, PCBs, Reactive Sulfide, Reactive Cyanide, Total Phenols, pH, Paint Filter Test, and Flash Point.
    - Intersection of S. Commercial Avenue and E. 100th Street
    - Intersection of S. Commercial Avenue and E. 99th Street
    - Intersection of S. Commercial Avenue and E. 98th Street

- Intersection of S. Commercial Avenue and E. 97th Street
- Intersection of S. Commercial Avenue and E. 96th Street
- Intersection of S. Commercial Avenue and E. 95th Street
- Intersection of S. Commercial Avenue and E. 94th Place
- Intersection of S. Commercial Avenue and E. 94th Street

S. Halsted Street, from W. 79th Street and W. 75th Street, Chicago, Cook County

- All excavation planned at the following intersections, for each quadrant (northeast, southeast, southwest, northwest), shall be managed in accordance with Article 669.05(a)(5), pending results of sampling under Soil Disposal Analysis. Samples shall be collected from three (3) intersections, one (1) discrete sample each, for a total of three (3) discrete samples, which shall be used to prepare one (1) representative composite sample and analyzed for each of the following sampling parameters: TCLP VOCs, TCLP SVOCs, TCLP RCRA Metals, Pesticides, Herbicides, PCBs, Reactive Sulfide, Reactive Cyanide, Total Phenols, pH, Paint Filter Test, and Flash Point.
    - Intersection of S. Halsted Street and W. 79th Street
    - Intersection of S. Halsted Street and W. 78th Street
    - Intersection of S. Halsted Street and W. 77th Street
    - Intersection of S. Halsted Street and W. 76th Street
    - Intersection of S. Halsted Street and W. 75th Street

S. Racine Avenue, from W. 93rd Street and W. 89th Street, Chicago, Cook County

- All excavation planned at the following intersections, for each quadrant (northeast, southeast, southwest, northwest), shall be managed in accordance with Article 669.05(a)(5), pending results of sampling under Soil Disposal Analysis. Samples shall be collected from three (3) intersections, one (1) discrete sample each, for a total of three (3) discrete samples, which shall be used to prepare one (1) representative composite sample and analyzed for each of the following sampling parameters: TCLP VOCs, TCLP SVOCs, TCLP RCRA Metals, Pesticides, Herbicides, PCBs, Reactive Sulfide, Reactive Cyanide, Total Phenols, pH, Paint Filter Test, and Flash Point.
    - Intersection of S. Racine Avenue and W. 93rd Street
    - Intersection of S. Racine Avenue and W. 92nd Street
    - Intersection of S. Racine Avenue and W. 91st Street
    - Intersection of S. Racine Avenue and W. 90th Street
    - Intersection of S. Racine Avenue and W. 89th Street

Duplicate Samples

Only at locations where soil samples are to be collected, the environmental firm is required to obtain a split soil sample utilizing split sampling methods and submit the split sample to the Commissioner. The Commissioner may elect to conduct further testing on these split soil samples if necessary to verify the environmental firm's test results. The environmental firm is required to notify the Commissioner at least one day before taking any samples.

Work Zones

Three distinct OSHA HAZWOPER work zones (exclusion, decontamination, and support) shall apply to projects adjacent to or within sites with documented leaking underground storage tank (LUST) incidents, or sites under management in accordance with the requirements of the Site Remediation Program (SRP), Resource Conservation and Recovery Act (RCRA), or Comprehensive Environmental Response, Compensation and Liability Act (CERCLA), or as deemed necessary. For this project, the work zones apply for the following ISGS PESA Sites**: None**

Additional information on the above sites collected during the Phase I Engineering process is available through the District's Environmental Studies Unit (DESU).

Effective: January 1, 2019
Revised: January 1, 2020

Revise Section 669 of the Standard Specifications to read:

"SECTION 669. REMOVAL AND DISPOSAL OF REGULATED SUBSTANCES

669.01 Description. This work shall consist of the transportation and proper disposal of regulated substances. This work shall also consist of the removal, transportation, and proper disposal of underground storage tanks (UST), their contents and associated underground piping to the point where the piping is above the ground, including determining the content types and estimated quantities.

669.02 Equipment. The Contractor shall notify the Engineer of the delivery of all excavation, storage, and transportation equipment to a work area location. The equipment shall comply with OSHA and American Petroleum Institute (API) guidelines and shall be furnished in a clean condition. Clean condition means the equipment does not contain any residual material classified as a non-special waste, non-hazardous special waste, or hazardous waste. Residual materials include, but are not limited to, petroleum products, chemical products, sludges, or any other material present in or on equipment.

Before beginning any associated soil or groundwater management activity, the Contractor shall provide the Engineer with the opportunity to visually inspect and approve the equipment. If the equipment contains any contaminated residual material, decontamination shall be performed on the equipment as appropriate to the regulated substance and degree of contamination present according to OSHA and API guidelines. All cleaning fluids used shall be treated as the contaminant unless laboratory testing proves otherwise.

669.03 Pre-Construction Submittals and Qualifications. Prior to beginning this work, or working in areas with regulated substances, the Contractor shall submit a "Regulated Substances Pre-Construction Plan (RSPCP)" to the Engineer for review and approval using form BDE 2730. The form shall be signed by an Illinois licensed Professional Engineer or Professional Geologist.

As part of the RSPCP, the Contractor(s) or firm(s) performing the work shall meet the following qualifications.

(a) Regulated Substances Monitoring. Qualification for environmental observation and field screening of regulated substances work and environmental observation of UST removal shall require either pre-qualification in Hazardous Waste by the Department or demonstration of acceptable project experience

in remediation and operations for contaminated sites in accordance with applicable Federal, State, or local regulatory requirements using BDE 2730.

Qualification for each individual performing regulated substances monitoring shall require a minimum of one-year of experience in similar activities as those required for the project.

(b) Underground Storage Tank Removal. Qualification for underground storage tank (UST) removal work shall require licensing and certification with the Office of the State Fire Marshall (OSFM) and possession of all permits required to perform the work. A copy of the permit shall be provided to the Engineer prior to tank removal.

The qualified Contractor(s) or firm(s) shall also document it does not have any current or former ties with any of the properties contained within, adjoining, or potentially affecting the work.

The Engineer will require up to 21 calendar days for review of the RSPCP. The review may involve rejection or revision and resubmittal; in which case, an additional 21 days will be required for each subsequent review. Work shall not commence until the RSPCP has been approved by the Engineer. After approval, the RSPCP shall be revised as necessary to reflect changed conditions in the field and documented using BDE 2730A "Regulated Substances Pre-Construction Plan (RSPCP) Addendum" and submitted to the Engineer for approval.

CONSTRUCTION REQUIREMENTS

669.04 Regulated Substances Monitoring. Regulated substances monitoring includes environmental observation and field screening during regulated substances management activities at the contract specific work areas. As part of the regulated substances monitoring, the monitoring personnel shall perform and document the applicable duties listed on form BDE 2732 "Regulated Substances Monitoring Daily Record (RSMDR)".

(a) Environmental Observation. Prior to beginning excavation, the Contractor shall mark the limits of the contract specific work areas. Once work begins, the monitoring personnel shall be present on-site continuously during the excavation and loading of material.

(b) Field Screening. Field screening shall be performed during the excavation and loading of material from the contract specific work areas, except for material classified according to Article 669.05(b)(1) or 669.05(c) where field screening is not required.

Field screening shall be performed with either a photoionization detector (PID) (minimum 10.6eV lamp) or a flame ionization detector (FID), and other equipment as appropriate, to monitor for potential contaminants associated with regulated substances. The PID or FID shall be calibrated on-site, and background level readings taken and recorded daily, and as field and weather conditions change. Field screen readings on the PID or FID in excess of background levels indicates the potential presence of regulated substances requiring handling as a non-special waste, special waste, or hazardous waste. PID or FID readings may be used as the basis of increasing the limits of removal with the approval of the Engineer but shall in no case be used to decrease the limits.

669.05 Regulated Substances Management and Disposal. The management and disposal of soil and/or groundwater containing regulated substances shall be according to the following:

(a) Soil Analytical Results Exceed Most Stringent MAC. When the soil analytical results indicate detected levels exceed the most stringent maximum allowable concentration (MAC) for chemical constituents in soil established pursuant to Subpart F of 35 Ill. Adm. Code 1100.605, the soil shall be managed as follows:

1. When analytical results indicate inorganic chemical constituents exceed the most stringent MAC, but still considered within area background levels by the Engineer, the excavated soil can be utilized within the right-of-way as embankment or fill, when suitable. If the soils cannot be utilized within the right-of-way, they shall be managed and disposed of at a landfill as a non-special waste.

2. When analytical results indicate inorganic chemical constituents exceed the most stringent MAC but do not exceed the MAC for a Metropolitan Statistical Area (MSA) County identified in 35 Ill. Admin. Code 742 Appendix A. Table G, the excavated soil can be utilized within the right-of-way as embankment or fill, when suitable, or managed and disposed of at a clean construction and demolition debris (CCDD) facility or an uncontaminated soil fill operation (USFO) within an MSA County provided the pH of the soil is within the range of 6.25 - 9.0, inclusive.

3. When analytical results indicate chemical constituents exceed the most stringent MAC but do not exceed the MAC for an MSA County excluding Chicago, or the MAC within the Chicago corporate limits, the excavated soil can be utilized within the right-of-way as embankment or fill, when suitable, or managed and disposed of off-site at a CCDD facility or an USFO within an MSA County excluding Chicago or within the Chicago corporate limits provided the pH of the soil is within the range of 6.25 - 9.0, inclusive.

4. When analytical results indicate chemical constituents exceed the most stringent MAC but do not exceed the MAC for an MSA County excluding Chicago, the excavated soil can be utilized within the right-of-way as embankment or fill, when suitable, or managed and disposed of off-site at a CCDD facility or an USFO within an MSA County excluding Chicago provided the pH of the soil is within the range of 6.25 - 9.0, inclusive.

5. When the Engineer determines soil cannot be managed according to Articles 669.05(a)(1) through (a)(4) above and the materials do not contain special waste or hazardous waste, as determined by the Engineer, the soil shall be managed and disposed of at a landfill as a non-special waste.

6. When analytical results indicate soil is hazardous by characteristic or listing pursuant to 35 Ill. Admin. Code 721, contains radiological constituents, or the Engineer otherwise determines the soil cannot be managed according to Articles 669.05(a)(1)

(b) Soil Analytical Results Do Not Exceed Most Stringent MAC. When the soil analytical results indicate that detected levels do not exceed the most stringent MAC, the excavated soil can be utilized within the right-of-way as embankment or fill, when suitable, or managed and disposed of off-site according to Article 202.03. However, the excavated soil cannot be taken to a CCDD facility or an USFO for any of the following reasons.

1. The pH of the soil is less than 6.25 or greater than 9.0.

2. The soil exhibited PID or FID readings in excess of background levels.

(c) Soil Analytical Results Exceed Most Stringent MAC but Do Not Exceed Tiered Approach to Corrective Action Objectives (TACO) Residential. When the soil analytical results indicate that detected levels exceed the most stringent MAC but do not exceed TACO Tier 1 Soil Remediation Objectives for Residential Properties pursuant to 35 Ill. Admin. Code 742 Appendix B Table A, the excavated soil can be utilized within the right-of-way as embankment or fill, when suitable, or managed and disposed of off-site according to Article 202.03. However, the excavated soil cannot be taken to a CCDD facility or an USFO.

(d) Groundwater. When groundwater analytical results indicate the detected levels are above Appendix B, Table E of 35 Ill. Admin. Code 742, the most stringent Tier 1 Groundwater Remediation Objectives for Groundwater Component of the Groundwater Ingestion Route for Class 1 groundwater, the groundwater shall be managed off-site as a special waste or hazardous waste as applicable. Special waste groundwater shall be containerized and trucked to an off-site treatment facility, or may be discharged to a sanitary sewer or combined sewer when permitted by the local sewer authority. Groundwater discharged to a sanitary sewer or combined sewer shall be pre-treated to remove particulates and measured with a calibrated flow meter to comply with applicable discharge limits. A copy of the permit shall be provided to the Engineer prior to discharging groundwater to the sanitary sewer or combined sewer.

Groundwater encountered within trenches may be managed within the trench and allowed to infiltrate back into the ground. If the groundwater cannot be managed within the trench, it may be discharged to a sanitary sewer or combined sewer when permitted by the local sewer authority, or it shall be containerized and trucked to an off-site treatment facility as a special waste or hazardous waste. The Contractor is prohibited from discharging groundwater within the trench through a storm sewer. The Contractor shall install backfill plugs within the area of groundwater contamination.

One backfill plug shall be placed down gradient to the area of groundwater contamination. Backfill plugs shall be installed at intervals not to exceed 50 ft (15 m). Backfill plugs are to be 4 ft (1.2 m) long, measured parallel to the trench, full trench width and depth. Backfill plugs shall not have any fine aggregate bedding or backfill, but shall be entirely cohesive soil or any class of concrete. The Contractor shall provide test data that the material has a permeability of less than 10-7 cm/sec according to ASTM D 5084, Method A or per another test method approved by the Engineer.

The Contractor shall use due care when transferring contaminated material from the area of origin to the transporter. Should releases of contaminated material to the environment occur (i.e., spillage onto the ground, etc.), the Contractor shall clean-up spilled material and place in the appropriate storage containers as previously specified. Clean-up shall include, but not be limited to, sampling beneath the material staging area to determine complete removal of the spilled material.

The Contractor shall provide engineered barriers, when required, and shall include materials sufficient to completely line excavation surfaces, including sloped surfaces, bottoms, and sidewall faces, within the areas designated for protection.

The Contractor shall obtain all documentation including any permits and/or licenses required to transport the material containing regulated substances to the disposal facility. The Contractor shall

coordinate with the Engineer on the completion of all documentation. The Contractor shall make all arrangements for collection and analysis of landfill acceptance testing. The Contractor shall coordinate waste disposal approvals with the disposal facility.

The Contractor shall provide the Engineer with all transport-related documentation within two days of transport or receipt of said document(s). For management of special or hazardous waste, the Contractor shall provide the Engineer with documentation that the Contractor is operating with a valid Illinois special waste transporter permit at least two weeks before transporting the first load of contaminated material.

Transportation and disposal of material classified according to Article 669.05(a)(5) or 669.05(a)(6) shall be completed each day so that none of the material remains on-site by the close of business, except when temporary staging has been approved.

Any waste generated as a special or hazardous waste from a non-fixed facility shall be manifested off-site using the Department's county generator number provided by the Bureau of Design and Environment. An authorized representative of the Department shall sign all manifests for the disposal of the contaminated material and confirm the Contractor's transported volume. Any waste generated as a non-special waste may be managed off-site without a manifest, a special waste transporter, or a generator number.

The Contractor shall select a landfill permitted for disposal of the contaminant within the State of Illinois. The Department will review and approve or reject the facility proposed by the Contractor to use as a landfill. The Contractor shall verify whether the selected disposal facility is compliant with those applicable standards as mandated by their permit and whether the disposal facility is presently, has previously been, or has never been, on the United States Environmental Protection Agency (U.S. EPA) National Priorities List or the Resource Conservation and Recovery Act (RCRA) List of Violating Facilities. The use of a Contractor selected landfill shall in no manner delay the construction schedule or alter the Contractor's responsibilities as set forth.

669.06 Non-Special Waste Certification. An authorized representative of the Department shall sign and date all non-special waste certifications. The Contractor shall be responsible for providing the Engineer with the required information that will allow the Engineer to certify the waste is not a special waste.

(a) Definition. A waste is considered a non-special waste as long as it is not:

1. a potentially infectious medical waste;

2. a hazardous waste as defined in 35 Ill. Admin. Code 721;

3. an industrial process waste or pollution control waste that contains liquids, as determined using the paint filter test set forth in subdivision (3)(A) of subsection (m) of 35 Ill. Admin. Code 811.107;

4. a regulated asbestos-containing waste material, as defined under the National Emission Standards for Hazardous Air Pollutants in 40 CFR Part 61.141;

5. a material containing polychlorinated biphenyls (PCB's) regulated pursuant to 40 CFR Part 761;

6. a material subject to the waste analysis and recordkeeping requirements of 35 Ill. Admin. Code 728.107 under land disposal restrictions of 35 Ill. Admin. Code 728;

7. a waste material generated by processing recyclable metals by shredding and required to be managed as a special waste under Section 22.29 of the Environmental Protection Act; or

8. an empty portable device or container in which a special or hazardous waste has been stored, transported, treated, disposed of, or otherwise handled.

(b) Certification Information. All information used to determine the waste is not a special waste shall be attached to the certification. The information shall include but not be limited to:

1. the means by which the generator has determined the waste is not a hazardous waste;

2. the means by which the generator has determined the waste is not a liquid;

3. if the waste undergoes testing, the analytic results obtained from testing, signed and dated by the person responsible for completing the analysis;

4. if the waste does not undergo testing, an explanation as to why no testing is needed;

5. a description of the process generating the waste; and

6. relevant material safety data sheets.

669.07 Temporary Staging. Soil classified according to Articles 669.05(a)(2), (b)(1), or (c) may be temporarily staged at the Contractor's option. Soil classified according to Articles 669.05(a)(1), (a)(3), (a)(4), (a)(5), (a)(6), or (b)(2) shall be managed and disposed of without temporary staging to the greatest extent practicable. If circumstances beyond the Contractor's control require temporary staging of these latter materials, the Contractor shall request approval from the Engineer in writing.

Temporary staging shall be accomplished within the right-of-way and the Contractor's means and methods shall be described in the approved or amended RSPCP. Staging areas shall not be located within 200 feet (61 m) of a public or private water supply well; nor within 100 feet (30 m) of sensitive environmental receptor areas, including wetlands, rivers, streams, lakes, or designated habitat zones.

The method of staging shall consist of containerization or stockpiling as applicable for the type, classification, and physical state (i.e., liquid, solid, semisolid) of the material. Materials of different classifications shall be staged separately with no mixing or co-mingling.

When containers are used, the containers and their contents shall remain intact and inaccessible to unauthorized persons until the manner of disposal is determined. The Contractor shall be responsible for all activities associated with the storage containers including, but not limited to, the procurement, transport, and labeling of the containers. The Contractor shall not use a storage container if visual inspection of the container reveals the presence of free liquids or other substances that could cause the waste to be reclassified as a hazardous or special waste.

When stockpiles are used, they shall be covered with a minimum 20-mil plastic sheeting or tarps secured using weights or tie-downs. Perimeter berms or diversionary trenches shall be provided to contain and collect for disposal any water that drains from the soil. Stockpiles shall be managed to prevent or reduce potential dust generation.

When staging non-special waste, special waste, or hazardous waste, the following additional requirements shall apply:

(a) Non-Special Waste. When stockpiling soil classified according to Article 669.05(a)(1) or 669.05(a)(5), an impermeable surface barrier between the materials and the ground surface shall be installed. The impermeable barrier shall consist of a minimum 20-mil plastic liner material and the surface of the stockpile area shall be clean and free of debris prior to placement of the liner. Measures shall also be taken to limit or discourage access to the staging area.

(b) Special Waste and Hazardous Waste. Soil classified according to Article 669.05(a)(6) shall not be stockpiled but shall be containerized immediately upon generation in containers, tanks or containment buildings as defined by RCRA, Toxic Substances Control

Act (TSCA), and other applicable State or local regulations and requirements, including 35 Ill. Admin. Code Part 722, Standards Applicable to Generators of Hazardous Waste.

The staging area(s) shall be enclosed (by a fence or other structure) to restrict direct access to the area, and all required regulatory identification signs applicable to a staging area containing special waste or hazardous waste shall be deployed.
Storage containers shall be placed on an all-weather gravel-packed, asphalt, or concrete surface. Containers shall be in good condition and free of leaks, large dents, or severe rusting, which may compromise containment integrity. Containers must be constructed of, or lined with, materials that will not react or be otherwise incompatible with the hazardous or special waste contents. Containers used to store liquids shall not be filled more than 80 percent of the rated capacity. Incompatible wastes shall not be placed in the same container or comingled.

All containers shall be legibly labeled and marked using pre-printed labels and permanent marker in accordance with applicable regulations, clearly showing the date of waste generation, location and/or area of waste generation, and type of waste. The Contractor shall place these identifying markings on an exterior side surface of the container.

Storage containers shall be kept closed, and storage pads covered, except when access is needed by authorized personnel.

Special waste and hazardous waste shall be transported and disposed within 90 days from the date of generation.

669.08 Underground Storage Tank Removal. For the purposes of this section, an underground storage tank (UST) includes the underground storage tank, piping, electrical controls, pump island, vent pipes and appurtenances.

Prior to removing an UST, the Engineer shall determine whether the Department is considered an "owner" or "operator" of the UST as defined by the UST regulations (41 Ill. Adm. Code Part 176). Ownership of the UST refers to the Department's owning title to the UST during storage, use or dispensing of regulated substances. The Department may be considered an "operator" of the UST if it has control of, or has responsibility for, the daily operation of the UST. The Department may however voluntarily undertake actions to remove an UST from the ground without being deemed an "operator" of the UST.

In the event the Department is deemed not to be the "owner" or "operator" of the UST, the OSFM removal permit shall reflect who was the past "owner" or "operator" of the UST. If the "owner" or "operator" cannot be determined from past UST registration documents from OSFM, then the OSFM removal permit will state the "owner" or "operator" of the UST is the Department. The Department's Office of Chief Counsel (OCC) will review all UST removal permits prior to submitting any removal permit to the OSFM. If the Department is not the "owner" or "operator" of the UST then it will not register the UST or pay any registration fee.

The Contractor shall be responsible for obtaining permits required for removing the UST, notification to the OSFM, using an OSFM certified tank contractor, removal and disposal of the UST and its contents, and preparation and submittal of the OSFM Site Assessment Report in accordance with 41 Ill. Admin. Code Part 176.330.

The Contractor shall contact the Engineer and the OSFM's office at least 72 hours prior to removal to confirm the OSFM inspector's presence during the UST removal. Removal, transport, and disposal of the UST shall be according to the applicable portions of the latest revision of the "American Petroleum Institute (API) Recommended Practice 1604".

The Contractor shall collect and analyze tank content (sludge) for disposal purposes. The Contractor shall remove as much of the regulated substance from the UST system as necessary to prevent further release into the environment. All contents within the tank shall be removed, transported and disposed of, or recycled. The tank shall be removed and rendered empty according to IEPA definition.

The Contractor shall collect soil samples from the bottom and sidewalls of the excavated area in accordance with 35 Ill. Admin. Code Part 734.210(h) after the required backfill has been removed during the initial response action, to determine the level of contamination remaining in the ground, regardless if a release is confirmed or not by the OSFM on-site inspector.

In the event the UST is designated a leaking underground storage tank (LUST) by the OSFM's inspector, or confirmation by analytical results, the Contractor shall notify the Engineer and the District Environmental Studies Unit (DESU). Upon confirmation of a release of contaminants and notifications to the Engineer and DESU, the Contractor shall report the release to the Illinois Emergency Management Agency (IEMA) (e.g., by telephone or electronic mail) and provide them with whatever information is available ("owner" or "operator" shall be stated as the past registered "owner" or "operator", or the IDOT District in which the tank is located and the DESU Manager).

The Contractor shall perform the following initial response actions if a release is indicated by the OSFM inspector:

(a) Take immediate action to prevent any further release of the regulated substance to the environment, which may include removing, at the Engineer's discretion, and disposing of

up to 4 ft (1.2 m) of the contaminated material, as measured from the outside dimension of the tank;

(b) Identify and mitigate fire, explosion and vapor hazards;

(c) Visually inspect any above ground releases or exposed below ground releases and prevent further migration of the released substance into surrounding soils and groundwater; and

(d) Continue to monitor and mitigate any additional fire and safety hazards posed by vapors and free product that have migrated from the tank excavation zone and entered into subsurface structures (such as sewers or basements).

The tank excavation shall be backfilled according to applicable portions of Sections 205, 208, and 550 with a material that will compact and develop stability. All uncontaminated concrete and soil removed during tank extraction may be used to backfill the excavation, at the discretion of the Engineer.

After backfilling the excavation, the site shall be graded and cleaned.

669.09 Regulated Substances Final Construction Report. Not later than 90 days after completing this work, the Contractor shall submit a "Regulated Substances Final Construction Report (RSFCR)" to the Engineer using form BDE 2733 and required attachments. The form shall be signed by an Illinois licensed Professional Engineer or Professional Geologist.

669.10 Method of Measurement. Non-special waste, special waste, and hazardous waste soil will be measured for payment according to Article 202.07(b) when performing earth excavation, Article 502.12(b) when excavating for structures, or by computing the volume of the trench using the maximum trench width permitted and the actual depth of the trench.

Groundwater containerized and transported off-site for management, storage, and disposal will be measured for payment in gallons (liters).

Backfill plugs will be measured in cubic yards (cubic meters) in place, except the quantity for which payment will be made shall not exceed the volume of the trench, as computed by using the maximum width of trench permitted by the Specifications and the actual depth of the trench, with a deduction for the volume of the pipe.

Engineered Barriers will be measured for payment in square yards (square meters).

669.11 Basis of Payment. The work of preparing, submitting and administering a Regulated Substances Pre-Construction Plan will be paid for at the contract lump sum price for REGULATED SUBSTANCES PRE-CONSTRUCTION PLAN.

Regulated substances monitoring, including completion of form BDE 2732 for each day of work, will be paid for at the contract unit price per calendar day, or fraction thereof to the nearest 0.5 calendar day, for REGULATED SUBSTANCES MONITORING.

The installation of engineered barriers will be paid for at the contract unit price per square yard (square meter) for ENGINEERED BARRIER.

The work of UST removal, soil excavation, soil and content sampling, the management of excavated soil and UST content, and UST disposal, will be paid for at the contract unit price per each for UNDERGROUND STORAGE TANK REMOVAL.

The transportation and disposal of soil and other materials from an excavation determined to be contaminated will be paid for at the contract unit price per cubic yard (cubic meter) for

NON-SPECIAL WASTE DISPOSAL, SPECIAL WASTE DISPOSAL, or HAZARDOUS WASTE DISPOSAL.

The transportation and disposal of groundwater from an excavation determined to be contaminated will be paid for at the contract unit price per gallon (liter) for SPECIAL WASTE GROUNDWATER DISPOSAL or HAZARDOUS WASTE GROUNDWATER DISPOSAL. When groundwater is discharged to a sanitary or combined sewer by permit, the cost will be paid for according to Article 109.05.

Backfill plugs will be paid for at the contract unit price per cubic yard (cubic meter) for BACKFILL PLUGS.

Payment for temporary staging of soil classified according to Articles 669.05(a)(1), (a)(3), (a)(4), (a)(5), (a)(6), or (b)(2) will be paid for according to Article 109.04. The Department will not be responsible for any additional costs incurred, if mismanagement of the staging area, storage containers, or their contents by the Contractor results in excess cost expenditure for disposal or other material management requirements.

Payment for accumulated stormwater removal and disposal will be according to Article 109.04. Payment will only be allowed if appropriate stormwater and erosion control methods were used.

Payment for decontamination, labor, material, and equipment for monitoring areas beyond the specified areas, with the Engineer's prior written approval, will be according to Article 109.04.

When the waste material for disposal requires sampling for landfill disposal acceptance, the samples shall be analyzed for TCLP VOCs, SVOCs, RCRA metals, pH, ignitability, and paint filter test. The analysis will be paid for at the contract unit price per each for SOIL DISPOSAL ANALYSIS using EPA Methods 1311 (extraction), 8260B for VOCs, 8270C for SVOCs, 6010B and 7470A for RCRA metals, 9045C for pH, 1030 for ignitability, and 9095A for paint filter.

The work of preparing, submitting and administering a Regulated Substances Final Construction Report will be paid for at the contract lump sum price REGULATED SUBSTANCES FINAL CONSTRUCTION REPORT."

80407

Method of Measurement. NON-SPECIAL WASTE DISPOSAL work will be measured in-place on a cubic yard basis SOIL DISPOSAL ANALYSIS work will be measured on a per each basis. REGULATED SUBSTANCES PRE-CONSTRUCTION PLAN work will be measured on a lump sum basis. ON-SITE MONITORING OF REGULATED SUBSTANCES will be measured on a per calendar day basis. REGULATED SUBSTANCES FINAL CONSTRUCTION REPORT will be measured on a lump sum basis.

Basis of Payment. Work will be paid for at the contract unit price per cubic yard for NON-SPECIAL WASTE DISPOSAL. Work will be paid for at the contract unit price per each for SOIL DISPOSAL ANALYSIS. Work will be paid for at the contract unit price per a lump sum for REGULATED SUBSTANCES PRE-CONSTRUCTION PLAN. Work will be paid for at the contract unit price per calendar day for ON-SITE MONITORING OF REGULATED SUBSTANCES. Work will be paid for at the contract unit price per lump sum for REGULATED SUBSTANCES FINAL CONSTRUCTION REPORT.

ILLINOIS DEPARTMENT OF TRANSPORTATION (IDOT)

INDEX FOR

SUPPLEMENTAL SPECIFICATIONS

AND

RECURRING SPECIAL PROVISIONS,

ADOPTED JANUARY 1, 2021

INDEX
FOR
SUPPLEMENTAL SPECIFICATIONS
AND RECURRING SPECIAL PROVISIONS

Adopted January 1, 2021

This index contains a listing of SUPPLEMENTAL SPECIFICATIONS, frequently used RECURRING SPECIAL PROVISIONS, and LOCAL ROADS AND STREETS RECURRING SPECIAL PROVISIONS.

ERRATA Standard Specifications for Road and Bridge Construction
(Adopted 4-1-16) (Revised 1-1-21)

SUPPLEMENTAL SPECIFICATIONS

Std. Spec. Sec.		Page No.
106	Control of Materials	1
107	Legal Regulations and Responsibility to Public	2
109	Measurement and Payment	3
205	Embankment	4
403	Bituminous Surface Treatment (Class A-1, A-2, A-3)	5
404	Micro-Surfacing and Slurry Sealing	6
405	Cape Seal	17
406	Hot-Mix Asphalt Binder and Surface Course	27
420	Portland Cement Concrete Pavement	28
424	Portland Cement Concrete Sidewalk	30
442	Pavement Patching	31
502	Excavation for Structures	32
503	Concrete Structures	35
504	Precast Concrete Structures	38
505	Steel Structures	40
506	Cleaning and Painting New Steel Structures	41
511	Slope Wall	42
522	Retaining Walls	44
542	Pipe Culverts	45
586	Sand Backfill for Vaulted Abutments	46
602	Catch Basin, Manhole, Inlet, Drainage Structure, and Valve Vault Construction, Adjustment, and Reconstruction	48
603	Adjusting Frames and Grates of Drainage and Utility Structures	49
630	Steel Plate Beam Guardrail	50
631	Traffic Barrier Terminals	53
670	Engineer's Field Office and Laboratory	54
701	Work Zone Traffic Control and Protection	55
704	Temporary Concrete Barrier	58
780	Pavement Striping	60
781	Raised Reflective Pavement Markers	61
783	Pavement Marking and Marker Removal	62
888	Pedestrian Push-Button	64
1001	Cement	65
1003	Fine Aggregates	66
1004	Coarse Aggregates	67

1006	Metals	70
1008	Structural Steel Coatings	73
1020	Portland Cement Concrete	77
1043	Adjusting Rings	79
1050	Poured Joint Sealers	81
1069	Pole and Tower	83
1077	Post and Foundation	84
1083	Elastomeric Bearings	85
1095	Pavement Markings	86
1096	Pavement Markers	87
1101	General Equipment	88
1102	Hot-Mix Asphalt Equipment	89
1103	Portland Cement Concrete Equipment	91
1105	Pavement Marking Equipment	93
1106	Work Zone Traffic Control Devices	95

Illinois Department of Transportation

Check Sheet for Recurring Special Provisions

Local Public Agency	County	Section Number
Chicago Department of Transportation	Cook	17-B7176-00-RS

The Following Recurring Special Provisions Indicated By An "X" Are Applicable To This Contract And Are Included By Reference:

Recurring Special Provisions

Check Sheet #			Page No.
1	☒	Additional State Requirements for Federal-Aid Construction Contracts	97
2	☒	Subletting of Contracts (Federal-Aid Contracts)	100
3	☒	EEO	101
4	☐	Specific EEO Responsibilities Non Federal-Aid Contracts	111
5	☐	Required Provisions - State Contracts	116
6	☐	Asbestos Bearing Pad Removal	122
7	☐	Asbestos Waterproofing Membrane and Asbestos HMA Surface Removal	123
8	☐	Temporary Stream Crossings and In-Stream Work Pads	124
9	☐	Construction Layout Stakes Except for Bridges	125
10	☐	Construction Layout Stakes	128
11	☐	Use of Geotextile Fabric for Railroad Crossing	131
12	☐	Subsealing of Concrete Pavements	133
13	☐	Hot-Mix Asphalt Surface Correction	137
14	☒	Pavement and Shoulder Resurfacing	139
15	☐	Patching with Hot-Mix Asphalt Overlay Removal	140
16	☐	Polymer Concrete	142
17	☐	PVC Pipeliner	144
18	☐	Bicycle Racks	145
19	☐	Temporary Portable Bridge Traffic Signals	147
20		**Reserved**	149
21	☐	Nighttime Inspection of Roadway Lighting	150
22	☐	English Substitution of Metric Bolts	151
23	☐	Calcium Chloride Accelerator for Portland Cement Concrete	152
24	☐	Quality Control of Concrete Mixtures at the Plant	153
25	☒	Quality Control/Quality Assurance of Concrete Mixtures	161
26	☐	Digital Terrain Modeling for Earthwork Calculations	177
27		**Reserved**	179
28	☐	Preventive Maintenance - Bituminous Surface Treatment (A-1)	180
29		**Reserved**	186
30		**Reserved**	187
31		**Reserved**	188
32	☐	Temporary Raised Pavement Markers	189
33	☐	Restoring Bridge Approach Pavements Using High-Density Foam	190
34	☐	Portland Cement Concrete Inlay or Overlay	193
35	☐	Portland Cement Concrete Partial Depth Hot-Mix Asphalt Patching	197
36	☐	Longitudinal Joint and Crack Patching	200
37	☐	Concrete Mix Design - Department Provided	202

Local Public Agency	County	Section Number
Chicago Department of Transportation	Cook	17-B7176-00-RS

The Following Local Roads And Streets Recurring Special Provisions Indicated By An "X" Are Applicable To This Contract And Are Included By Reference:

Local Roads And Streets Recurring Special Provisions

Check Sheet #			Page No.
LRS 1		**Reserved**	204
LRS 2	☐	Furnished Excavation	205
LRS 3	☒	Work Zone Traffic Control Surveillance	206
LRS 4	☐	Flaggers in Work Zones	207
LRS 5	☒	Contract Claims	208
LRS 6	☒	Bidding Requirements and Conditions for Contract Proposals	209
LRS 7	☐	Bidding Requirements and Conditions for Material Proposals	215
LRS 8		**Reserved**	221
LRS 9	☐	Bituminous Surface Treatments	222
LRS 10		**Reserved**	223
LRS 11	☐	Employment Practices	224
LRS 12	☐	Wages of Employees on Public Works	226
LRS 13	☐	Selection of Labor	228
LRS 14	☐	Paving Brick and Concrete Paver Pavements and Sidewalks	229
LRS 15	☐	Partial Payments	232
LRS 16	☐	Protests on Local Lettings	233
LRS 17	☒	Substance Abuse Prevention Program	234
LRS 18	☐	Multigrade Cold Mix Asphalt	235

ILLINOIS DEPARTMENT OF TRANSPORTATION (IDOT)

BUREAU OF DESIGN AND ENVIRONMENT (BDE)

SPECIAL PROVISIONS

FOR THE

APRIL 23, 2021 AND JUNE 11, 2021 LETTINGS

BDE SPECIAL PROVISIONS
For the April 23 and June 11, 2021 Lettings

The following special provisions indicated by a "check mark" are applicable to this contract and will be included by the Project Coordination and Implementation Section of the BD&E. An * indicates a new or revised special provision for the letting.

File Name	#		Special Provision Title	Effective	Revised
80099	1	☐	Accessible Pedestrian Signals (APS)	April 1, 2003	April 1, 2020
80274	2	☐	Aggregate Subgrade Improvement	April 1, 2012	April 1, 2016
80192	3	☐	Automated Flagger Assistance Device	Jan. 1, 2008	
80173	4	☐	Bituminous Materials Cost Adjustments	Nov. 2, 2006	Aug. 1, 2017
80426	5	☐	Bituminous Surface Treatment with Fog Seal	Jan. 1, 2020	
80436	6	☐	Blended Finely Divided Minerals	April 1, 2021	
80241	7	☐	Bridge Demolition Debris	July 1, 2009	
5026I	8	☐	Building Removal-Case I (Non-Friable and Friable Asbestos)	Sept. 1, 1990	April 1, 2010
5048I	9	☐	Building Removal-Case II (Non-Friable Asbestos)	Sept. 1, 1990	April 1, 2010
5049I	10	☐	Building Removal-Case III (Friable Asbestos)	Sept. 1, 1990	April 1, 2010
5053I	11	☐	Building Removal-Case IV (No Asbestos)	Sept. 1, 1990	April 1, 2010
80425	12	☐	Cape Seal	Jan. 1, 2020	Jan. 1, 2021
80384	13	☐	Compensable Delay Costs	June 2, 2017	April 1, 2019
80198	14	☐	Completion Date (via calendar days)	April 1, 2008	
80199	15	☐	Completion Date (via calendar days) Plus Working Days	April 1, 2008	
80293	16	☐	Concrete Box Culverts with Skews > 30 Degrees and Design Fills ≤ 5 Feet	April 1, 2012	July 1, 2016
80311	17	☐	Concrete End Sections for Pipe Culverts	Jan. 1, 2013	April 1, 2016
80261	18	☐	Construction Air Quality – Diesel Retrofit	June 1, 2010	Nov. 1, 2014
80387	19	☐	Contrast Preformed Plastic Pavement Marking	Nov. 1, 2017	
80434	20	☐	Corrugated Plastic Pipe (Culvert and Storm Sewer)	Jan. 1, 2021	
80029	21	☐	Disadvantaged Business Enterprise Participation	Sept. 1, 2000	March 2, 2019
80402	22	☐	Disposal Fees	Nov. 1, 2018	
80378	23	☐	Dowel Bar Inserter	Jan. 1, 2017	Jan. 1, 2018
80421	24	☐	Electric Service Installation	Jan. 1, 2020	
80415	25	☐	Emulsified Asphalts	Aug. 1, 2019	
80423	26	☐	Engineer's Field Office and Laboratory	Jan. 1, 2020	
80229	27	☐	Fuel Cost Adjustment	April 1, 2009	Aug. 1, 2017
80417	28	☐	Geotechnical Fabric for Pipe Underdrains and French Drains	Nov. 1, 2019	
80420	29	☐	Geotextile Retaining Walls	Nov. 1, 2019	
80433	30	☐	Green Preformed Thermoplastic Pavement Markings	Jan. 1, 2021	
80304	31	☐	Grooving for Recessed Pavement Markings	Nov. 1, 2012	Nov. 1, 2020
80422	32	☐	High Tension Cable Median Barrier	Jan. 1, 2020	Nov. 1, 2020
80416	33	☐	Hot-Mix Asphalt – Binder and Surface Course	July 2, 2019	Nov. 1, 2019
80398	34	☐	Hot-Mix Asphalt – Longitudinal Joint Sealant	Aug. 1, 2018	Nov. 1, 2019
80406	35	☐	Hot-Mix Asphalt – Mixture Design Verification and Production (Modified for I-FIT)	Jan. 1, 2019	Jan. 2, 2021
80347	36	☐	Hot-Mix Asphalt – Pay for Performance Using Percent Within Limits – Jobsite Sampling	Nov. 1, 2014	July 2, 2019
80383	37	☐	Hot-Mix Asphalt – Quality Control for Performance	April 1, 2017	July 2, 2019
80411	38	☐	Luminaires, LED	April 1, 2019	
80393	39	☐	Manholes, Valve Vaults, and Flat Slab Tops	Jan. 1, 2018	March 1, 2019
80045	40	☐	Material Transfer Device	June 15, 1999	Aug. 1, 2014
80418	41	☐	Mechanically Stabilized Earth Retaining Walls	Nov. 1, 2019	Nov. 1, 2020
80424	42	☐	Micro-Surfacing and Slurry Sealing	Jan. 1, 2020	Jan. 1, 2021
80428	43	☐	Mobilization	April 1, 2020	
80412	44	☐	Obstruction Warning Luminaires, LED	Aug. 1, 2019	
80430	45	☐	Portland Cement Concrete – Haul Time	July 1, 2020	
80359	46	☐	Portland Cement Concrete Bridge Deck Curing	April 1, 2015	Nov. 1, 2019

	80431	47	☐	Portland Cement Concrete Pavement Patching	July 1, 2020	
	80432	48	☐	Portland Cement Concrete Pavement Placement	July 1, 2020	
	80300	49	☐	Preformed Plastic Pavement Marking Type D - Inlaid	April 1, 2012	April 1, 2016
	3426I	50	☐	Railroad Protective Liability Insurance	Dec. 1, 1986	Jan. 1, 2006
	80157	51	☐	Railroad Protective Liability Insurance (5 and 10)	Jan. 1, 2006	
	80306	52	☐	Reclaimed Asphalt Pavement (RAP) and Reclaimed Asphalt Shingles (RAS)	Nov. 1, 2012	Jan. 2, 2021
	80407	53	☐	Removal and Disposal of Regulated Substances	Jan. 1, 2019	Jan. 1, 2020
	80419	54	☐	Silt Fence, Inlet Filters, Ground Stabilization and Riprap Filter Fabric	Nov. 1, 2019	April 1, 2020
	80395	55	☐	Sloped Metal End Section for Pipe Culverts	Jan. 1, 2018	
	80340	56	☐	Speed Display Trailer	April 2, 2014	Jan. 1, 2017
	80127	57	☐	Steel Cost Adjustment	April 2, 2004	Aug. 1, 2017
	80408	58	☐	Steel Plate Beam Guardrail Manufacturing	Jan. 1, 2019	
	80413	59	☐	Structural Timber	Aug. 1, 2019	
	80397	60	☐	Subcontractor and DBE Payment Reporting	April 2, 2018	
	80391	61	☐	Subcontractor Mobilization Payments	Nov. 2, 2017	April 1, 2019
*	80437	62	☐	Submission of Payroll Records	April 1, 2021	
*	80435	63	☐	Surface Testing of Pavements – IRI	Jan. 1, 2021	April 1, 2021
	80298	64	☐	Temporary Pavement Marking	April 1, 2012	April 1, 2017
	80409	65	☐	Traffic Control Devices - Cones	Jan. 1, 2019	
	80410	66	☐	Traffic Spotters	Jan. 1, 2019	
	20338	67	☐	Training Special Provisions	Oct. 15, 1975	
	80318	68	☐	Traversable Pipe Grate for Concrete End Sections	Jan. 1, 2013	Jan. 1, 2018
	80429	69	☐	Ultra-Thin Bonded Wearing Course	April 1, 2020	
	80288	70	☐	Warm Mix Asphalt	Jan. 1, 2012	April 1, 2016
	80302	71	☐	Weekly DBE Trucking Reports	June 2, 2012	April 2, 2015
	80414	72	☐	Wood Fence Sight Screen	Aug. 1, 2019	April 1, 2020
	80427	73	☐	Work Zone Traffic Control Devices	Mar. 2, 2020	
	80071	74	☐	Working Days	Jan. 1, 2002	

The following special provisions are in the 2021 Supplemental Specifications and Recurring Special Provisions.

File Name	Special Provision Title	New Location(s)	Effective	Revised
80277	Concrete Mix Design – Department Provided	Check Sheet #37	Jan. 1, 2012	April 1, 2016
80405	Elastomeric Bearings	Article 1083.01	Jan. 1, 2019	
80388	Equipment Parking and Storage	Article 701.11	Nov. 1, 2017	
80165	Moisture Cured Urethane Paint System	Article 1008.06	Nov. 1, 2006	Jan. 1, 2010
80349	Pavement Marking Blackout Tape	Articles 701.04, 701.19(f), 701.20(j) and 1095.06	Nov. 1, 2014	April 1, 2016
80371	Pavement Marking Removal	Articles 783.02-783.04, 783.06 and 1101.13	July 1, 2016	
80389	Portland Cement Concrete	Article 1020.04 Table 1 and Note 4	Nov. 1, 2017	
80403	Traffic Barrier Terminal, Type 1 Special	Articles 631.04 and 631.12	Nov. 1, 2018	

The following special provisions have been deleted from use.

File Name	Special Provision Title	Effective	Revised
80317	Surface Testing of Hot-Mix Asphalt Overlays	Jan. 1, 2013	Aug. 1, 2019

The following special provisions require additional information from the designer. The additional information needs to be submitted as a separate document. The Project Coordination and Implementation section will then include the information in the applicable special provision.

- Bridge Demolition Debris
- Building Removal - Case I
- Building Removal – Case II
- Building Removal - Case III
- Building Removal-Case IV
- Completion Date
- Completion Date Plus Working Days
- DBE Participation
- Material Transfer Device
- Railroad Protective Liability Insurance
- Training Special Provisions
- Working Days

BLENDED FINELY DIVIDED MINERALS (BDE)

Effective: April 1, 2021

Revise the second paragraph of Article 1010.01 of the Standard Specifications to read:

"Different sources or types of finely divided minerals shall not be mixed or used alternately in the same item of construction, except as a blended finely divided mineral product according to Article 1010.06."

Add the following article to Section 1010 of the Standard Specifications:

"**1010.06 Blended Finely Divided Minerals.** Blended finely divided minerals shall be the product resulting from the blending or intergrinding of two or three finely divided minerals. Blended finely divided minerals shall be according to ASTM C 1697, except as follows.

(a) Blending shall be accomplished by mechanically or pneumatically intermixing the constituent finely divided minerals into a uniform mixture that is then discharged into a silo for storage or tanker for transportation.

(b) The blended finely divided mineral product will be classified according to its predominant constituent or the manufacturer's designation and shall meet the chemical requirements of its classification. The other finely divided mineral constituent(s) will not be required to conform to their individual standards."

80436

COMPENSABLE DELAY COSTS (BDE)

Effective: June 2, 2017
Revised: April 1, 2019

Revise Article 107.40(b) of the Standard Specifications to read:

"(b) Compensation. Compensation will not be allowed for delays, inconveniences, or damages sustained by the Contractor from conflicts with facilities not meeting the above definition; or if a conflict with a utility in an unanticipated location does not cause a shutdown of the work or a documentable reduction in the rate of progress exceeding the limits set herein. The provisions of Article 104.03 notwithstanding, compensation for delays caused by a utility in an unanticipated location will be paid according to the provisions of this Article governing minor and major delays or reduced rate of production which are defined as follows.

(1) Minor Delay. A minor delay occurs when the work in conflict with the utility in an unanticipated location is completely stopped for more than two hours, but not to exceed two weeks.

(2) Major Delay. A major delay occurs when the work in conflict with the utility in an unanticipated location is completely stopped for more than two weeks.

(3) Reduced Rate of Production Delay. A reduced rate of production delay occurs when the rate of production on the work in conflict with the utility in an unanticipated location decreases by more than 25 percent and lasts longer than seven calendar days."

Revise Article 107.40(c) of the Standard Specifications to read:

"(c) Payment. Payment for Minor, Major, and Reduced Rate of Production Delays will be made as follows.

(1) Minor Delay. Labor idled which cannot be used on other work will be paid for according to Article 109.04(b)(1) and (2) for the time between start of the delay and the minimum remaining hours in the work shift required by the prevailing practice in the area.

Equipment idled which cannot be used on other work, and which is authorized to standby on the project site by the Engineer, will be paid for according to Article 109.04(b)(4).

(2) Major Delay. Labor will be the same as for a minor delay.

Equipment will be the same as for a minor delay, except Contractor-owned equipment will be limited to two weeks plus the cost of move-out to either the

Contractor's yard or another job and the cost to re-mobilize, whichever is less. Rental equipment may be paid for longer than two weeks provided the Contractor presents adequate support to the Department (including lease agreement) to show retaining equipment on the job is the most economical course to follow and in the public interest.

(3) Reduced Rate of Production Delay. The Contractor will be compensated for the reduced productivity for labor and equipment time in excess of the 25 percent threshold for that portion of the delay in excess of seven calendar days. Determination of compensation will be in accordance with Article 104.02, except labor and material additives will not be permitted.

Payment for escalated material costs, escalated labor costs, extended project overhead, and extended traffic control will be determined according to Article 109.13."

Revise Article 108.04(b) of the Standard Specifications to read:

"(b) No working day will be charged under the following conditions.

(1) When adverse weather prevents work on the controlling item.

(2) When job conditions due to recent weather prevent work on the controlling item.

(3) When conduct or lack of conduct by the Department or its consultants, representatives, officers, agents, or employees; delay by the Department in making the site available; or delay in furnishing any items required to be furnished to the Contractor by the Department prevents work on the controlling item.

(4) When delays caused by utility or railroad adjustments prevent work on the controlling item.

(5) When strikes, lock-outs, extraordinary delays in transportation, or inability to procure critical materials prevent work on the controlling item, as long as these delays are not due to any fault of the Contractor.

(6) When any condition over which the Contractor has no control prevents work on the controlling item."

Revise Article 109.09(f) of the Standard Specifications to read:

"(f) Basis of Payment. After resolution of a claim in favor of the Contractor, any adjustment in time required for the work will be made according to Section 108. Any adjustment in the costs to be paid will be made for direct labor, direct materials, direct equipment, direct jobsite overhead, direct offsite overhead, and other direct costs allowed by the resolution. Adjustments in costs will not be made for interest charges, loss of anticipated profit, undocumented loss of efficiency, home office overhead and unabsorbed overhead

other than as allowed by Article 109.13, lost opportunity, preparation of claim expenses and other consequential indirect costs regardless of method of calculation.

The above Basis of Payment is an essential element of the contract and the claim cost recovery of the Contractor shall be so limited."

Add the following to Section 109 of the Standard Specifications.

"**109.13 Payment for Contract Delay.** Compensation for escalated material costs, escalated labor costs, extended project overhead, and extended traffic control will be allowed when such costs result from a delay meeting the criteria in the following table.

Contract Type	Cause of Delay	Length of Delay
Working Days	Article 108.04(b)(3) or Article 108.04(b)(4)	No working days have been charged for two consecutive weeks.
Completion Date	Article 108.08(b)(1) or Article 108.08(b)(7)	The Contractor has been granted a minimum two week extension of contract time, according to Article 108.08.

Payment for each of the various costs will be according to the following.

(a) Escalated Material and/or Labor Costs. When the delay causes work, which would have otherwise been completed, to be done after material and/or labor costs have increased, such increases will be paid. Payment for escalated material costs will be limited to the increased costs substantiated by documentation furnished by the Contractor. Payment for escalated labor costs will be limited to those items in Article 109.04(b)(1) and (2), except the 35 percent and 10 percent additives will not be permitted.

(b) Extended Project Overhead. For the duration of the delay, payment for extended project overhead will be paid as follows.

(1) Direct Jobsite and Offsite Overhead. Payment for documented direct jobsite overhead and documented direct offsite overhead, including onsite supervisory and administrative personnel, will be allowed according to the following table.

Original Contract Amount	Supervisory and Administrative Personnel
Up to $5,000,000	One Project Superintendent
Over $ 5,000,000 - up to $25,000,000	One Project Manager, One Project Superintendent or Engineer, and One Clerk
Over $25,000,000 - up to $50,000,000	One Project Manager, One Project Superintendent, One Engineer, and

	One Clerk
Over $50,000,000	One Project Manager, Two Project Superintendents, One Engineer, and One Clerk

(2) Home Office and Unabsorbed Overhead. Payment for home office and unabsorbed overhead will be calculated as 8 percent of the total delay cost.

(c) Extended Traffic Control. Traffic control required for an extended period of time due to the delay will be paid for according to Article 109.04.

When an extended traffic control adjustment is paid under this provision, an adjusted unit price as provided for in Article 701.20(a) for increase or decrease in the value of work by more than ten percent will not be paid.

Upon payment for a contract delay under this provision, the Contractor shall assign subrogation rights to the Department for the Department's efforts of recovery from any other party for monies paid by the Department as a result of any claim under this provision. The Contractor shall fully cooperate with the Department in its efforts to recover from another party any money paid to the Contractor for delay damages under this provision."

80384

CONSTRUCTION AIR QUALITY – DIESEL RETROFIT (BDE)

Effective: June 1, 2010
Revised: November 1, 2014
The reduction of emissions of particulate matter (PM) for off-road equipment shall be accomplished by installing retrofit emission control devices. The term "equipment" refers to diesel fuel powered devices rated at 50 hp and above, to be used on the jobsite in excess of seven calendar days over the course of the construction period on the jobsite (including rental equipment).

Contractor and subcontractor diesel powered off-road equipment assigned to the contract shall be retrofitted using the phased in approach shown below. Equipment that is of a model year older than the year given for that equipment's respective horsepower range shall be retrofitted:

Effective Dates	Horsepower Range	Model Year
June 1, 2010 1/	600-749	2002
	750 and up	2006
June 1, 2011 2/	100-299	2003
	300-599	2001
	600-749	2002
	750 and up	2006
June 1, 2012 2/	50-99	2004
	100-299	2003
	300-599	2001
	600-749	2002
	750 and up	2006

1/ Effective dates apply to Contractor diesel powered off-road equipment assigned to the contract.
2/ Effective dates apply to Contractor and subcontractor diesel powered off-road equipment assigned to the contract.

The retrofit emission control devices shall achieve a minimum PM emission reduction of 50 percent and shall be:

a) Included on the U.S. Environmental Protection Agency (USEPA) *Verified Retrofit Technology List* (http://www.epa.gov/cleandiesel/verification/verif-list.htm), or verified by the California Air Resources Board (CARB) (http://www.arb.ca.gov/diesel/verdev/vt/cvt.htm); or

b) Retrofitted with a non-verified diesel retrofit emission control device if verified retrofit emission control devices are not available for equipment proposed to be used on the project, and if the Contractor has obtained a performance certification from the retrofit

device manufacturer that the emission control device provides a minimum PM emission reduction of 50 percent.

Note: Large cranes (Crawler mounted cranes) which are responsible for critical lift operations are exempt from installing retrofit emission control devices if such devices adversely affect equipment operation.

Diesel powered off-road equipment with engine ratings of 50 hp and above, which are unable to be retrofitted with verified emission control devices or if performance certifications are not available which will achieve a minimum 50 percent PM reduction, may be granted a waiver by the Department if documentation is provided showing good faith efforts were made by the Contractor to retrofit the equipment.

Construction shall not proceed until the Contractor submits a certified list of the diesel powered off-road equipment that will be used, and as necessary, retrofitted with emission control devices. The list(s) shall include (1) the equipment number, type, make, Contractor/rental company name; and (2) the emission control devices make, model, USEPA or CARB verification number, or performance certification from the retrofit device manufacturer. Equipment reported as fitted with emissions control devices shall be made available to the Engineer for visual inspection of the device installation, prior to being used on the jobsite.

The Contractor shall submit an updated list of retrofitted off-road construction equipment as retrofitted equipment changes or comes on to the jobsite. The addition or deletion of any diesel powered equipment shall be included on the updated list.

If any diesel powered off-road equipment is found to be in non-compliance with any portion of this special provision, the Engineer will issue the Contractor a diesel retrofit deficiency deduction.

Any costs associated with retrofitting any diesel powered off-road equipment with emission control devices shall be considered as included in the contract unit prices bid for the various items of work involved and no additional compensation will be allowed. The Contractor's compliance with this notice and any associated regulations shall not be grounds for a claim.

Diesel Retrofit Deficiency Deduction

When the Engineer determines that a diesel retrofit deficiency exists, a daily monetary deduction will be imposed for each calendar day or fraction thereof the deficiency continues to exist. The calendar day(s) will begin when the time period for correction is exceeded and end with the Engineer's written acceptance of the correction. The daily monetary deduction will be $1,000.00 for each deficiency identified.

The deficiency will be based on lack of diesel retrofit emissions control.

If a Contractor accumulates three diesel retrofit deficiency deductions for the same piece of equipment in a contract period, the Contractor will be shutdown until the deficiency is corrected.

Such a shutdown will not be grounds for any extension of the contract time, waiver of penalties, or be grounds for any claim.

80261

DISPOSAL FEES (BDE)

Effective: November 1, 2018

Replace Articles 109.04(b)(5) – 109.04(b)(8) of the Standard Specifications with the following:

"(5) Disposal Fees. When the extra work performed includes paying for disposal fees at a clean construction and demolition debris facility, an uncontaminated soil fill operation or a landfill, the Contractor shall receive, as administrative costs, an amount equal to five percent of the first $10,000 and one percent of any amount over $10,000 of the total approved costs of such fees.

(6) Miscellaneous. No additional allowance will be made for general superintendence, the use of small tools, or other costs for which no specific allowance is herein provided.

(7) Statements. No payment will be made for work performed on a force account basis until the Contractor has furnished the Engineer with itemized statements of the cost of such force account work. Statements shall be accompanied and supported by invoices for all materials used and transportation charges. However, if materials used on the force account work are not specifically purchased for such work but are taken from the Contractor's stock, then in lieu of the invoices, the Contractor shall furnish an affidavit certifying that such materials were taken from his/her stock, that the quantity claimed was actually used, and that the price and transportation claimed represent the actual cost to the Contractor.

Itemized statements at the cost of force account work shall be detailed as follows.

a. Name, classification, date, daily hours, total hours, rate, and extension for each laborer and foreman. Payrolls shall be submitted to substantiate actual wages paid if so requested by the Engineer.

b. Designation, dates, daily hours, total hours, rental rate, and extension for each unit of machinery and equipment.

c. Quantities of materials, prices and extensions.

d. Transportation of materials.

e. Cost of property damage, liability and workmen's compensation insurance premiums, unemployment insurance contributions, and social security tax.

(8) Work Performed by an Approved Subcontractor. When extra work is performed by an approved subcontractor, the Contractor shall receive, as administrative costs, an amount equal to five percent of the total approved costs of such work with the minimum payment being $100.

(9) All statements of the cost of force account work shall be furnished to the Engineer not later than 60 days after receipt of the Central Bureau of Construction form “Extra Work Daily Report”. If the statement is not received within the specified time frame, all demands for payment for the extra work are waived and the Department is released from any and all such demands. It is the responsibility of the Contractor to ensure that all statements are received within the specified time regardless of the manner or method of delivery.”

80402

EMULSIFIED ASPHALTS (BDE)

Effective: August 1, 2019

Revise Article 1032.06 of the Standard Specifications to read:

"**1032.06 Emulsified Asphalts.** Emulsified asphalts will be accepted according to the current Bureau of Materials Policy Memorandum, "Emulsified Asphalt Acceptance Procedure". These materials shall be homogeneous and shall show no separation of asphalt after thorough mixing, within 30 days after delivery, provided separation has not been caused by freezing. They shall coat the aggregate being used in the work to the satisfaction of the Engineer and shall be according to the following requirements.

(a) Anionic Emulsified Asphalt. Anionic emulsified asphalts RS-1, RS-2, HFRS-2, SS-1h, and SS-1 shall be according to AASHTO M 140, except as follows.

(1) The cement mixing test will be waived when the emulsion is being used as a tack coat.

(2) The Solubility in Trichloroethylene test according to AASHTO T 44 may be run in lieu of Ash Content and shall meet a minimum of 97.5 percent.

(b) Cationic Emulsified Asphalt. Cationic emulsified asphalts CRS-1, CRS-2, CSS-1h, and CSS-1 shall be according to AASHTO M 208, except as follows.

(1) The cement mixing test will be waived when the emulsion is being used as a tack coat.

(2) The Solubility in Trichloroethylene test according to AASHTO T 44 may be run in lieu of Ash Content and shall meet a minimum of 97.5 percent.

(c) High Float Emulsion. High float emulsions HFE-90, HFE-150, and HFE-300 are medium setting and shall be according to the following table.

Test	HFE-90	HFE-150	HFE-300
Viscosity, Saybolt Furol, at 122 °F (50 °C), (AASHTO T 59), SFS [1/]	50 min.	50 min.	50 min.
Sieve Test, No. 20 (850 µm), retained on sieve, (AASHTO T 59), %	0.10 max.	0.10 max.	0.10 max.
Storage Stability Test, 1 day, (AASHTO T 59), %	1 max.	1 max.	1 max.
Coating Test (All Grades), (AASHTO T 59), 3 minutes	stone coated thoroughly		
Distillation Test, (AASHTO T 59): Residue from distillation test to 500 °F (260 °C), %	65 min.	65 min.	65 min.
Oil distillate by volume, %	7 max.	7 max.	7 max.

Characteristics of residue from distillation test to 500 °F (260 °C): Penetration at 77 °F (25 °C), (AASHTO T 49), 100 g, 5 sec, dmm	90-150	150-300	300 min.
Float Test at 140 °F (60 °C), (AASHTO T 50), sec.	1200 min.	1200 min.	1200 min.

1/ The emulsion shall be pumpable.

(d) Penetrating Emulsified Prime. Penetrating Emulsified Prime (PEP) shall be according to AASHTO T 59, except as follows.

Test	Result
Viscosity, Saybolt Furol, at 77 °F (25 °C), SFS	75 max.
Sieve test, retained on No. 20 (850 µm) sieve, %	0.10 max.
Distillation to 500 °F (260 °C) residue, %	38 min.
Oil distillate by volume, %	4 max.

The PEP shall be tested according to the current Bureau of Materials Illinois Laboratory Test Procedure (ILTP), "Sand Penetration Test of Penetrating Emulsified Prime (PEP)". The time of penetration shall be equal to or less than that of MC-30. The depth of penetration shall be equal to or greater than that of MC-30.

(e) Delete this subparagraph.

(f) Polymer Modified Emulsified Asphalt. Polymer modified emulsified asphalts, e.g. SS-1hP, CSS-1hP, CRS-2P (formerly CRSP), CQS-1hP (formerly CSS-1h Latex Modified) and HFRS-2P (formerly HFP) shall be according to AASHTO M 316, except as follows.

(1) The cement mixing test will be waived when the polymer modified emulsion is being used as a tack coat.

(2) CQS-1hP (formerly CSS-1h Latex Modified) emulsion for micro-surfacing treatments shall use latex as the modifier.

(3) Upon examination of the storage stability test cylinder after standing undisturbed for 24 hours, the surface shall show minimal to no white, milky colored substance and shall be a homogenous brown color throughout.

(4) The distillation for all polymer modified emulsions shall be performed according to AASHTO T 59, except the temperature shall be 374 ± 9 °F (190 ± 5 °C) to be held for a period of 15 minutes and measured using an ASTM 16F (16C) thermometer.

(5) The specified temperature for the Elastic Recovery test for all polymer modified emulsions shall be 50.0 ± 1.0 °F (10.0 ± 0.5 °C).

(6) The Solubility in Trichloroethylene test according to AASHTO T 44 may be run in lieu of Ash Content and shall meet a minimum of 97.5 percent.

(g) Non-Tracking Emulsified Asphalt. Non-tracking emulsified asphalt NTEA (formerly SS-1vh) shall be according to the following.

Test	Requirement
Saybolt Viscosity at 77 °F (25 °C), (AASHTO T 59), SFS	20-100
Storage Stability Test, 24 hr, (AASHTO T 59), %	1 max.
Residue by Distillation, 500 ± 10 °F (260 ± 5 °C), or Residue by Evaporation, 325 ± 5 °F (163 ± 3 °C), (AASHTO T 59), %	50 min.
Sieve Test, No. 20 (850 µm), (AASHTO T 59), %	0.3 max.
Tests on Residue from Evaporation	
Penetration at 77 °F (25 °C), 100 g, 5 sec, (AASHTO T 49), dmm	40 max.
Softening Point, (AASHTO T 53), °F (°C)	135 (57) min.
Ash Content, (AASHTO T 111), % 1/	1 max.

1/ The Solubility in Trichloroethylene test according to AASHTO T 44 may be run in lieu of Ash Content and shall meet a minimum of 97.5 percent

The different grades are, in general, used for the following.

Grade	Use
SS-1, SS-1h, RS-1, RS-2, CSS-1, CRS-1, CRS-2, CSS-1h, HFE-90, SS-1hP, CSS-1hP, NTEA (formerly SS-1vh)	Tack Coat
PEP	Prime Coat
RS-2, HFE-90, HFE-150, HFE-300, CRS-2P (formerly CRSP), HFRS-2P (formerly HFP), CRS-2, HFRS-2	Bituminous Surface Treatment
CQS-1hP (formerly CSS-1h Latex Modified)	Micro-Surfacing Slurry Sealing Cape Seal”

80415

ENGINEER'S FIELD OFFICE AND LABORATORY (BDE)

Effective: January 1, 2020

Revise the last sentence of the first paragraph of Article 670.01 of the Standard Specifications to read:

"The building shall remain available for use until released by the Engineer."

Revise the fifth and sixth paragraphs of Article 670.02 of the Standard Specifications to read:

"Sanitary facilities shall include hot and cold potable running water, lavatory and toilet as an integral part of the office where available. A portable toilet, if necessary, shall be serviced once per week. Solid waste disposal consisting of two waste baskets and an outside trash container of sufficient size to accommodate a weekly provided pick-up service.

In addition, the following furniture and equipment meeting the approval of the Engineer shall be furnished."

Revise Article 670.02(b) through 670.02(r) of the Standard Specifications to read:

"(b) One desk with minimum working surface of 48 x 72 in. (1.2 x 1.8 m).

(c) Two free standing four drawer legal size file cabinets with lock and an underwriters' laboratories insulated file device 350 degrees one hour rating.

(d) Table(s) and chairs capable of seating 10 people.

(e) One equipment cabinet of minimum inside dimension of 44 in. (1100 mm) high x 24 in. (600 mm) wide x 30 in. (750 mm) deep with lock. The walls shall be of steel with a 3/32 in. (2 mm) minimum thickness with concealed hinges and enclosed lock constructed in such a manner as to prevent entry by force. The cabinet assembly shall be permanently attached to a structural element of the field office in a manner to prevent theft of the entire cabinet.

(f) One refrigerator with a minimum size of 14 cu ft (0.40 cu m) with a freezer unit.

(g) One electric desk type tape printing calculator.

(h) A minimum of two communication paths. The configuration shall include:

(1) Internet Connection. An internet service connection with a wireless router capable of providing service to a minimum of five devices. The internet service shall be for unlimited data with a minimum internet data download speed of 25 megabits per second. For areas where this minimum download speed is not available, the maximum speed available for the area shall be provided.

(2) Telephone Line. One landline touch tone telephone with voicemail or answering machine. The telephone shall have an unpublished number.

(i) One plain paper wireless color printer capable of reproducing prints up to 11 x 17 in. (280 x 432 mm) with an automatic feed tray. Separate paper trays for letter size and 11 x 17 in. (280 x 432 mm) paper shall be provided. The wireless printer shall also be equipped to copy in color and scan documents.

(j) One electric water cooler dispenser.

(k) One first-aid cabinet fully equipped.

(l) One microwave oven (minimum 700 watt) with a turntable and 1 cu ft (0.03 cu m) minimum capacity.

(m) One fire-proof safe, 0.5 cu ft (0.01 cu m) minimum capacity.

(n) One electric paper shredder.

(o) One post mounted rain gauge, located on the project site for each 5 miles (8 km) of project length."

Revise the last sentence of the first paragraph of Articles 670.04 and 670.05 of the Standard Specifications to read:

"Doors and windows shall be equipped with locks."

Revise Article 670.04(c) through 670.04(n) of the Standard Specifications to read:

"(c) Two folding chairs.

(d) One equipment cabinet of minimum inside dimension of 44 in. (1100 mm) high x 24 in. (600 mm) wide x 30 in. (750 mm) deep with lock. The walls shall be of steel with a 3/32 in. (2 mm) minimum thickness with concealed hinges and enclosed lock constructed to prevent entry by force. The cabinet assembly shall be permanently attached to a structural element of the field office to prevent theft of the entire cabinet.

(e) A minimum of two communication paths. The configuration shall include:

(1) Internet Connection. An internet service connection with a wireless router capable of providing service to a minimum of five devices. The internet service shall be for unlimited data with a minimum internet download speed of 25 megabits per second. For areas where this minimum download speed is not available, the maximum speed available for the area shall be provided.

(2) Telephone Line. One land line touch tone telephone with voicemail or answering machine. The telephone shall have an unpublished number.

(f) One electric desk type tape printing calculator.

(g) One first-aid cabinet fully equipped.

(h) One plain paper wireless color printer capable of reproducing prints up to 11 x 17 in. (280 x 432 mm) with an automatic feed tray. Separate paper trays for letter size and 11 x 17 in. (280 x 432 mm) paper shall be provided. The wireless printer shall also be equipped to copy in color and scan documents.

(i) A portable toilet meeting Federal, State, and local health department requirements shall be provided, maintained clean and in good working condition, and shall be stocked with lavatory and sanitary supplies at all times. The portable toilet shall be serviced once per week.

(j) One electric water cooler dispenser.

(k) One refrigerator with a minimum size of 14 cu ft (0.45 cu m) with a freezer unit.

(l) One microwave oven (minimum 700 watt) with a turntable and 1 cu ft (0.03 cu m) minimum capacity."

Revise Article 670.05(f) of the Standard Specifications to read:

"(f) One landline touch tone telephone with voicemail or an answering machine. The telephone shall have an unpublished number."

Delete the last sentence of the second paragraph of Article 670.06 of the Standard Specifications.

Revise the fifth sentence of the first paragraph of Article 670.07 of the Supplemental Specifications to read:

"This price shall include all utility costs and shall reflect the salvage value of the building or buildings, equipment, and furniture which remain the property of the Contractor after release by the Engineer, except the Department will pay that portion of the monthly long distance and monthly local telephone, when combined, exceed $250."

80423

HOT-MIX ASPHALT – LONGITUDINAL JOINT SEALANT (BDE)

Effective: August 1, 2018
Revised: November 1, 2019

Add the following to Article 406.02 of the Standard Specifications.

"(d) Longitudinal Joint Sealant (LJS) .....1032"

Add the following to Article 406.03 of the Standard Specifications.

"(k) Longitudinal Joint Sealant (LJS) Pressure Distributor (Note 2)
(l) Longitudinal Joint Sealant (LJS) Melter Kettle (Note 3)

Note 2. When a pressure distributor is used to apply the LJS, the distributor shall be equipped with a heating and recirculating system along with a functioning auger agitating system or vertical shaft mixer in the hauling tank to prevent localized overheating. The distributor shall be equipped with a guide or laser system to aid in proper placement of the LJS application.

Note 3. When a melter kettle is used to transport and apply the LJS, the melter kettle shall be an oil jacketed double-boiler with agitating and recirculating systems. Material from the kettle may be dispensed through a pressure feed wand with an applicator shoe or through a pressure feed wand into a hand-operated thermal push cart."

Revise Article 406.06(g)(2) of the Standard Specifications to read:

"(2) Longitudinal Joints. Unless prohibited by stage construction, any HMA lift shall be complete before construction of the subsequent lift. The longitudinal joint in all lifts shall be at the centerline of the pavement if the roadway comprises two lanes in width, or at lane width if the roadway is more than two lanes in width.

When stage construction prohibits the total completion of a particular lift, the longitudinal joint in one lift shall be offset from the longitudinal joint in the preceding lift by not less than 3 in. (75 mm). The longitudinal joint in the surface course shall be at the centerline of the pavement if the roadway comprises two lanes in width, or at lane width if the roadway is more than two lanes in width.

A notched wedge longitudinal joint shall be used between successive passes of HMA binder course that has a difference in elevation of greater than 2 in. (50 mm) between lanes on pavement that is open to traffic.

The notched wedge longitudinal joint shall consist of a 1 to 1 1/2 in. (25 to 38 mm) vertical notch at the lane line, a 9 to 12 in. (230 to 300 mm) wide uniform taper sloped toward and extending into the open lane, and a second 1 to 1 1/2 in. (25 to 38 mm) vertical notch at the outside edge.

The notched wedge longitudinal joint shall be formed by the strike off device on the paver. The wedge shall then be compacted by the joint roller.

Tack coat shall be applied to the entire surface of the notched wedge joint immediately prior to placing the adjacent lift of binder. The material shall be uniformly applied at a rate of 0.05 to 0.1 gal/sq yd (0.2 to 0.5 L/sq m).

When the use of longitudinal joint sealant (LJS) is specified, the surface to which the LJS is applied shall be thoroughly cleaned and dry. The LJS may be placed before or after the tack coat. When placed after the tack coat, the tack shall be fully cured prior to placement of the LJS.

The LJS shall be applied in a single pass with a pressure distributor, melter kettle, or hand applied from a roll. At the time of installation, the pavement surface temperature and the ambient temperature shall be a minimum of 40 °F (4 °C) and rising.

The LJS shall be applied at a width of 18 in. (450 mm) ± 1 1/2 in. (38 mm) and centered ± 2 in. (± 50 mm) under the joint of the next HMA lift to be constructed. If the LJS flows more than 2 in. (50 mm) from the initial placement width, LJS placement shall stop and remedial action shall be taken.

When starting another run of LJS placement, suitable release paper shall be placed over the previous application of LJS to prevent doubling up of thickness of LJS.

The application rate of LJS shall be according to the following.

LJS Application Table			
Overlay Thickness in. (mm)	Coarse Graded Application Rate 1/ (IL-19.0, IL-19.0L, IL-9.5, IL-9.5L, IL-4.75) lb/ft (kg/m)	Fine Graded Application Rate 1/ lb/ft (kg/m)	SMA Mixtures 1/ 2/
3/4 (19)	0.88 (1.31)		
1 (25)	1.15 (1.71)		
1 1/4 (32)	1.31 (1.95)	0.88 (1.31)	
1 1/2 (38)	1.47 (2.19)	0.95 (1.42)	1.26 (1.88)
1 3/4 (44)	1.63 (2.43)	1.03 (1.54)	1.38 (2.06)
2 (50)	1.80 (2.68)	1.11 (1.65)	1.51 (2.25)
≥ 2 1/4 (60)	1.96 (2.92)		

1/ The application rate has a surface demand for liquid included within it. The thickness of the LJS may taper from the center of the application to a lesser thickness on the edge of the application, provided the correct width and application rate are maintained.

2/ If the joint is between SMA and either Coarse Graded or Fine Graded, the SMA rate shall be used.

The Contractor shall furnish to the Engineer a bill of lading for each tanker supplying material to the project. The application rate of LJS shall be verified within the first 1000 ft (300 m) of the day's placement and every 12,000 ft (3600 m) thereafter. A suitable paper or pan shall be placed at a random location in the path of the LJS. After application of the LJS, the paper or pan shall be picked up, weighed, and the application rate calculated. The tolerance between the application rate shown in the LJS Application Table and the calculated rate shall be ± 10 percent. The LJS shall be replaced in the area where the sample was taken.

A 1 qt (1 L) sample shall be taken from the pressure distributor or melting kettle at the jobsite once for each contract and sent to the Central Bureau of Materials.

The LJS shall be suitable for construction traffic to drive on without pickup or tracking of the LJS within 30 minutes of placement. If pickup or tracking occurs, LJS placement shall stop and damaged areas shall be repaired.

Prior to paving, the Contractor shall ensure the paver end plate and grade control device is adequately raised above the finished height of the LJS.

The LJS shall not flush to the final surface of the HMA pavement."

Add the following paragraph after the second paragraph of Article 406.13(b) of the Standard Specifications.

"Application of longitudinal joint sealant (LJS) will be measured for payment in place in feet (meters)."

Add the following paragraph after the first paragraph of Article 406.14 of the Standard Specifications.

"Longitudinal joint sealant will be paid for at the contract unit price per foot (meter) for LONGITUDINAL JOINT SEALANT."

Add the following to Section 1032 of the Standard Specifications.

"**1032.12 Longitudinal Joint Sealant (LJS).** Longitudinal joint sealant (LJS) will be accepted according to the current Bureau of Materials and Physical Research Policy Memorandum, "Performance Graded Asphalt Binder Acceptance Procedure" with the following exceptions: Article 3.1.9 and 3.4.1.4 of the policy memorandum will be excluded. The bituminous material used for the LJS shall be according to the following table. Elastomers shall be added to a base asphalt and shall be either a styrene-butadiene diblock or triblock copolymer without oil extension, or a styrene-butadiene rubber. Air blown asphalt, acid modification, or other modifiers will not be allowed. LJS in the form of pre-formed rollout banding may also be used.

Test	Test Requirement	Test Method
Dynamic shear @ 88°C (unaged), G*/sin δ, kPa	1.00 min.	AASHTO T 315
Creep stiffness @ -18°C (unaged), Stiffness (S), MPa m-value	300 max. 0.300 min.	AASHTO T 313
Ash, %	1.0 – 4.0	AASHTO T 111
Elastic Recovery, 100 mm elongation, cut immediately, 25°C, %	70 min.	ASTM D 6084 (Procedure A)
Separation of Polymer, Difference in °C of the softening point (ring and ball)	3 max.	ITP Separation of Polymer from Asphalt Binder”

80398

MOBILIZATION (BDE)

Effective: April 1, 2020

Replace Articles 671.02(a), (b), and (c) of the Standard Specifications with the following:

"(a) Upon execution of the contract, 90 percent of the pay item will be paid.

(b) When 90 percent of the adjusted contract value is earned, the remaining ten percent of the pay item will be paid along with any amount bid in excess of six percent of the original contract amount."

80428

PORTLAND CEMENT CONCRETE – HAUL TIME (BDE)

Effective: July 1, 2020

Revise Article 1020.11(a)(7) of the Standard Specifications to read:

"(7) Haul Time. Haul time shall begin when the delivery ticket is stamped. The delivery ticket shall be stamped no later than five minutes after the addition of the mixing water to the cement, or after the addition of the cement to the aggregate when the combined aggregates contain free moisture in excess of two percent by weight (mass). If more than one batch is required for charging a truck using a stationary mixer, the time of haul shall start with mixing of the first batch. Haul time shall end when the truck is emptied for incorporation of the concrete into the work. The maximum haul time shall be as follows.

Concrete Temperature at Point of Discharge, °F (°C)	Maximum Haul Time 1/ (minutes)	
	Truck Mixer or Truck Agitator	Nonagitator Truck
50 - 64 (10 - 17.5)	90	45
> 64 (> 17.5) - without retarder	60	30
> 64 (> 17.5) - with retarder	90	45

1/ To encourage start-up testing for mix adjustments at the plant, the first two trucks will be allowed an additional 15 minutes haul time whenever such testing is performed.

For a mixture which is not mixed on the jobsite, a delivery ticket shall be required for each load. The following information shall be recorded on each delivery ticket: (1) ticket number; (2) name of producer and plant location; (3) contract number; (4) name of Contractor; (5) stamped date and time batched; (6) truck number; (7) quantity batched; (8) amount of admixture(s) in the batch; (9) amount of water in the batch; and (10) Department mix design number.

For concrete mixed in jobsite stationary mixers, the above delivery ticket may be waived, but a method of verifying the haul time shall be established to the satisfaction of the Engineer."

80430

PORTLAND CEMENT CONCRETE PAVEMENT PATCHING (BDE)

Effective: July 1, 2020

Revise Article 701.17(e)(3)b. of the Standard Specifications to read:

"b. Strength Tests. For patches constructed with Class PP-1, PP-2, PP-3, PP-4, or PP-5 concrete, the pavement may be opened to traffic when test specimens have obtained a minimum flexural strength of 250 psi (1725 kPa) or a minimum compressive strength of 1600 psi (11,000 kPa) according to Article 1020.09. However, the concrete mixture shall obtain a minimum flexural strength of 600 psi (4150 kPa) or a minimum compressive strength of 3200 psi (22,100 kPa) in the time specified in Table 1 of Article 1020.04.

With the approval of the Engineer, concrete strength may be determined according to Illinois Modified AASHTO T 325."

Revise Article 1001.01(d) of the Standard Specifications to read:

"(d) Rapid Hardening Cement. Rapid hardening cement shall be used according to Article 1020.04 or when approved by the Engineer. The cement shall be on the Department's qualified product list, and shall be according to ASTM C 1600 in addition to the following.

(1) The cement shall have a minimum final set of 10 minutes, according to Illinois Modified AASHTO T 131.

(2) The cement shall have a minimum compressive strength of 2000 psi (13,800 kPa) at 3.0 hours, 3200 psi (22,100 kPa) at 6.0 hours, and 4000 psi (27,600 kPa) at 24.0 hours, according to Illinois Modified AASHTO T 106.

(3) The cement shall have a maximum drying shrinkage of 0.07 percent at 28 days, according to Illinois Modified ASTM C 596.

(4) The cement shall have a maximum expansion of 0.04 percent at 14 days, according to Illinois Modified ASTM C 1038."

Revise the first paragraph of Article 1020.05(b)(5) of the Standard Specifications to read:

"(5) For Class PP-4 concrete, a high range water-reducing admixture shall be used in addition to the air-entraining admixture. The Contractor has the option to use a water-reducing admixture with the high range water-reducing admixture. An accelerator shall not be used. A mobile portland cement concrete plant shall be used to produce the patching mixture."

80431

PORTLAND CEMENT CONCRETE PAVEMENT PLACEMENT (BDE)

Effective: July 1, 2020

Revise the fifth paragraph of Article 420.07 of the Standard Specifications to read:

"The concrete shall be deposited uniformly across the subgrade or subbase as close as possible to its final position. The time elapsing from when the concrete is unloaded until it is incorporated into the work shall not exceed 20 minutes. When required, hand spreading shall be accomplished with shovels."

80432

RECLAIMED ASPHALT PAVEMENT AND RECLAIMED ASPHALT SHINGLES (BDE)

Effective: November 1, 2012
Revised: January 2, 2021

Revise Section 1031 of the Standard Specifications to read:

"**SECTION 1031. RECLAIMED ASPHALT PAVEMENT AND RECLAIMED ASPHALT SHINGLES**

1031.01 Description. Reclaimed asphalt pavement and reclaimed asphalt shingles shall be according to the following.

(a) Reclaimed Asphalt Pavement (RAP). RAP is the material produced by cold milling or crushing an existing hot-mix asphalt (HMA) pavement. The Contractor shall supply written documentation that the RAP originated from routes or airfields under federal, state, or local agency jurisdiction.

(b) Reclaimed Asphalt Shingles (RAS). RAS is the material produced from the processing and grinding of preconsumer or post-consumer shingles. RAS shall be a clean and uniform material with a maximum of 0.5 percent unacceptable material by weight of RAS, as defined in the Bureau of Materials Policy Memorandum, "Reclaimed Asphalt Shingle (RAS) Sources". RAS shall come from a facility source on the Department's "Qualified Producer List of Certified Sources for Reclaimed Asphalt Shingles" where it shall be ground and processed to 100 percent passing the 3/8 in. (9.5 mm) sieve and 93 percent passing the #4 (4.75 mm) sieve based on a dry shake gradation. RAS shall be uniform in gradation and asphalt binder content and shall meet the testing requirements specified herein. In addition, RAS shall meet the following Type 1 or Type 2 requirements.

(1) Type 1. Type 1 RAS shall be processed, preconsumer asphalt shingles salvaged from the manufacture of residential asphalt roofing shingles.

(2) Type 2. Type 2 RAS shall be processed post-consumer shingles only, salvaged from residential, or four unit or less dwellings not subject to the National Emission Standards for Hazardous Air Pollutants (NESHAP).

1031.02 Stockpiles. RAP and RAS stockpiles shall be according to the following.

(a) RAP Stockpiles. The Contractor shall construct individual RAP stockpiles meeting one of the following definitions. Stockpiles shall be sufficiently separated to prevent intermingling at the base. Stockpiles shall be identified by signs indicating the type as listed below (i.e. "Homogeneous Surface").

Prior to milling, the Contractor shall request the Department provide documentation on the quality of the RAP to clarify the appropriate stockpile.

(1) Fractionated RAP (FRAP). FRAP shall consist of RAP from Class I, HMA (High and Low ESAL) mixtures. The coarse aggregate in FRAP shall be crushed aggregate and may represent more than one aggregate type and/or quality but shall be at least C quality. FRAP shall be fractionated prior to testing by screening into a minimum of two size fractions with the separation occurring on or between the No. 4 (4.75 mm) and 1/2 in. (12.5 mm) sieves. Agglomerations shall be minimized such that 100 percent of the RAP in the coarse fraction shall pass the maximum sieve size specified for the mixture composition of the mix design.

(2) Homogeneous. Homogeneous RAP stockpiles shall consist of RAP from Class I, HMA (High and Low ESAL) mixtures and represent: 1) the same aggregate quality, but shall be at least C quality; 2) the same type of crushed aggregate (either crushed natural aggregate, ACBF slag, or steel slag); 3) similar gradation; and 4) similar asphalt binder content. If approved by the Engineer, combined single pass surface/binder millings may be considered "homogeneous" with a quality rating dictated by the lowest coarse aggregate quality present in the mixture.

(3) Conglomerate. Conglomerate RAP stockpiles shall consist of RAP from Class I, HMA (High and Low ESAL) mixtures. The coarse aggregate in this RAP shall be crushed aggregate and may represent more than one aggregate type and/or quality but shall be at least C quality. This RAP may have an inconsistent gradation and/or asphalt binder content prior to processing. Conglomerate RAP shall be processed prior to testing by crushing to where all RAP shall pass the 5/8 in. (16 mm) or smaller screen. Conglomerate RAP stockpiles shall not contain steel slag.

(4) Conglomerate "D" Quality (Conglomerate DQ). Conglomerate DQ RAP stockpiles shall be according to Articles 1031.02(a)(1)-1031.02(a)(3), except they may also consist of RAP from HMA shoulders, bituminous stabilized subbases, or HMA (High or Low ESAL) binder mixture. The coarse aggregate in this RAP may be crushed or round but shall be at least D quality. This RAP may have an inconsistent gradation and/or asphalt binder content.

(5) Non-Quality. RAP stockpiles that do not meet the requirements of the stockpile categories listed above shall be classified as "Non-Quality".

RAP/FRAP containing contaminants, such as earth, brick, sand, concrete, sheet asphalt, non-bituminous surface treatment (i.e. high friction surface treatments), pavement fabric, joint sealants, plant cleanout, etc., will be unacceptable unless the contaminants are removed to the satisfaction of the Engineer. Sheet asphalt shall be stockpiled separately.

(b) RAS Stockpiles. Type 1 and Type 2 RAS shall be stockpiled separately and shall not be intermingled. Each stockpile shall be signed indicating what type of RAS is present.

Unless otherwise specified by the Engineer, mechanically blending manufactured sand (FM 20 or FM 22) or fine FRAP up to an equal weight of RAS with the processed RAS will be permitted to improve workability. The sand shall be B quality or better from an

approved Aggregate Gradation Control System source. The sand shall be accounted for in the mix design and during HMA production.

Records identifying the shingle processing facility supplying the RAS, RAS type, and lot number shall be maintained by project contract number and kept for a minimum of three years.

Additional processed RAP/FRAP/RAS shall be stockpiled in a separate working pile, as designated in the QC Plan, and only added to the original stockpile after the test results for the working pile are found to meet the requirements specified in Articles 1031.03 and 1031.04.

1031.03 Testing. RAP/FRAP and RAS testing shall be according to the following.

(a) RAP/FRAP Testing. When used in HMA, the RAP/FRAP shall be sampled and tested either during or after stockpiling.

(1) During Stockpiling. For testing during stockpiling, washed extraction samples shall be run at the minimum frequency of one sample per 500 tons (450 metric tons) for the first 2,000 tons (1,800 metric tons) and one sample per 2,000 tons (1,800 metric tons) thereafter. A minimum of five tests shall be required for stockpiles less than 4,000 tons (3,600 metric tons).

(2) After Stockpiling. For testing after stockpiling, the Contractor shall submit a plan for approval to the Department proposing a satisfactory method of sampling and testing the RAP/FRAP pile either in-situ or by restockpiling. The sampling plan shall meet the minimum frequency required above and detail the procedure used to obtain representative samples throughout the pile for testing.

Each sample shall be split to obtain two equal samples of test sample size. One of the two test samples from the final split shall be labeled and stored for Department use. The Contractor shall perform a washed extraction on the other test sample according to Illinois Modified AASHTO T 164. The Engineer reserves the right to test any sample (split or Department-taken) to verify Contractor test results.

(b) RAS Testing. RAS or RAS blended with manufactured sand shall be sampled and tested during stockpiling according to the Bureau of Materials Policy Memorandum, “Reclaimed Asphalt Shingle (RAS) Source”.

Samples shall be collected during stockpiling at the minimum frequency of one sample per 200 tons (180 metric tons) for the first 1,000 tons (900 metric tons) and one sample per 500 tons (450 metric tons) or a minimum of once per week, whichever is more frequent, thereafter. A minimum of five samples are required for stockpiles less than 1,000 tons (900 metric tons).

Before testing, each sample shall be split to obtain two test samples. One of the two test samples from the final split shall be labeled and stored for Department use. The

Contractor shall perform a washed extraction and test for unacceptable materials on the other test sample according to Illinois Modified AASHTO T 164. The Engineer reserves the right to test any sample (split or Department-taken) to verify Contractor test results.

The Contractor shall obtain and make available all of the test results from the start of the original stockpile.

1031.04 Evaluation of Tests. Evaluation of test results shall be according to the following.

(a) Limits of Precision. The limits of precision between the Contractor's and the Department's split sample test results shall be according to the following.

Test Parameter	Limits of Precision		
% Passing	RAP	FRAP	RAS
1/2 in. (12.5 mm)	6.0 %	5.0 %	
# 4 (4.75 mm)	6.0 %	5.0 %	
# 8 (2.36 mm)	4.0 %	3.0 %	4.0 %
# 30 (600 µm)	3.0 %	2.0 %	4.0 %
# 200 (75 µm)	2.5 %	2.2 %	4.0 %
Asphalt Binder	0.4 %	0.3 %	3.0 %
G_{mm}	0.035	0.030	

If the test results are outside the above limits of precision, the Department will immediately investigate.

(b) Evaluation of RAP/FRAP Test Results. All of the extraction results shall be compiled and averaged for asphalt binder content and gradation, and when applicable G_{mm}. Individual extraction test results, when compared to the averages, will be accepted if within the tolerances listed below.

Parameter	FRAP/Homogeneous/ Conglomerate
1 in. (25 mm)	
1/2 in. (12.5 mm)	± 8 %
# 4 (4.75 mm)	± 6 %
# 8 (2.36 mm)	± 5 %
# 16 (1.18 mm)	
# 30 (600 µm)	± 5 %
# 200 (75 µm)	± 2.0 %
Asphalt Binder	± 0.4 % 1/
G_{mm}	± 0.03 2/

1/ The tolerance for FRAP shall be ± 0.3 percent.

2/ For stockpile with slag or steel slag present as determined in the current Manual of Test Procedures Appendix B 21, "Determination of Aggregate Bulk (Dry) Specific Gravity (Gsb) of Reclaimed Asphalt Pavement (RAP) and Reclaimed Asphalt Shingles (RAS)".

If more than 20 percent of the test results for an individual parameter (individual sieves, G_{mm}, and/or asphalt binder content) are out of the above tolerances, the RAP/FRAP shall not be used in HMA unless the RAP/FRAP representing the failing tests is removed from the stockpile. All test data and acceptance ranges shall be sent to the Department for evaluation.

With the approval of the Engineer, the ignition oven may be substituted for solvent extractions according to the document "Calibration of the Ignition Oven for the Purpose of Characterizing Reclaimed Asphalt Pavement (RAP)".

(c) Evaluation of RAS and RAS Blended with Manufactured Sand or Fine FRAP Test Results. All of the test results, with the exception of percent unacceptable materials, shall be compiled and averaged for asphalt binder content and gradation. Individual test results, when compared to the averages, will be accepted if within the tolerances listed below.

Parameter	RAS
# 8 (2.36 mm)	± 5 %
# 16 (1.18 mm)	± 5 %
# 30 (600 µm)	± 4 %
# 200 (75 µm)	± 2.5 %
Asphalt Binder Content	± 2.0 %

If more than 20 percent of the test results for an individual parameter (individual sieves and/or asphalt binder content) are out of the above tolerances, or if the unacceptable material exceeds 0.5 percent by weight of material retained on the No. 4 (4.75 mm) sieve, the RAS or RAS blend shall not be used in Department projects. All test data and acceptance ranges shall be sent to the Department for evaluation.

1031.05 Quality Designation of Aggregate in RAP/FRAP.

(a) RAP. The aggregate quality of the RAP for homogeneous, conglomerate, and conglomerate DQ stockpiles shall be set by the lowest quality of coarse aggregate in the RAP stockpile and are designated as follows.

(1) RAP from Class I, HMA (High ESAL), or (Low ESAL) IL-9.5L surface mixtures are designated as containing Class B quality coarse aggregate.

(2) RAP from Class I binder, HMA (High ESAL) binder, or (Low ESAL) IL-19.0L binder mixtures are designated as containing Class C quality coarse aggregate.

(3) RAP from BAM stabilized subbase and BAM shoulders are designated as containing Class D quality coarse aggregate.

(b) FRAP. If the Engineer has documentation of the quality of the FRAP aggregate, the Contractor shall use the assigned quality provided by the Engineer.

If the quality is not known, the quality shall be determined as follows. Coarse and fine FRAP stockpiles containing plus No. 4 (4.75 mm) sieve coarse aggregate shall have a maximum tonnage of 5,000 tons (4,500 metric tons). The Contractor shall obtain a representative sample witnessed by the Engineer. The sample shall be a minimum of 50 lb (25 kg). The sample shall be extracted according to Illinois Modified AASHTO T 164 by a consultant laboratory prequalified by the Department for the specified testing. The consultant laboratory shall submit the test results along with the recovered aggregate sample to the District Office. Consultant laboratory services will be at no additional cost to the Department. The District will forward the sample to the Central Bureau of Materials Aggregate Lab for MicroDeval Testing, according to ITP 327. A maximum loss of 15.0 percent will be applied for all HMA applications.

1031.06 Use of RAP/FRAP and/or RAS in HMA. The use of RAP/FRAP and/or RAS shall be the Contractor's option when constructing HMA in all contracts.

(a) RAP/FRAP. The use of RAP/FRAP in HMA shall be as follows.

(1) Coarse Aggregate Size. The coarse aggregate in all RAP shall be equal to or less than the nominal maximum size requirement for the HMA mixture to be produced.

(2) Steel Slag Stockpiles. Homogeneous RAP stockpiles containing steel slag will be approved for use in all HMA (High ESAL and Low ESAL) surface and binder mixture applications.

(3) Use in HMA Surface Mixtures (High and Low ESAL). RAP/FRAP stockpiles for use in HMA surface mixtures (High and Low ESAL) shall be FRAP or homogeneous in which the coarse aggregate is Class B quality or better. FRAP from conglomerate stockpiles shall be considered equivalent to limestone for frictional considerations. Known frictional contributions from plus No. 4 (4.75 mm) homogeneous FRAP stockpiles will be accounted for in meeting frictional requirements in the specified mixture.

(4) Use in HMA Binder Mixtures (High and Low ESAL), HMA Base Course, and HMA Base Course Widening. RAP/FRAP stockpiles for use in HMA binder mixtures (High and Low ESAL), HMA base course, and HMA base course widening shall be FRAP, homogeneous, or conglomerate, in which the coarse aggregate is Class C quality or better.

(5) Use in Shoulders and Subbase. RAP/FRAP stockpiles for use in HMA shoulders and stabilized subbase (HMA) shall be FRAP, homogeneous, or conglomerate.

(6) When the Contractor chooses the RAP option, the percentage of RAP shall not exceed the amounts indicated in Article 1031.06(c)(1) below for a given Ndesign.

(b) RAS. RAS meeting Type 1 or Type 2 requirements will be permitted in all HMA applications as specified herein.

(c) RAP/FRAP and/or RAS Usage Limits. Type 1 or Type 2 RAS may be used alone or in conjunction with RAP or FRAP in HMA mixtures up to a maximum of 5.0 percent by weight of the total mix.

(1) RAP/RAS. When RAP is used alone or RAP is used in conjunction with RAS, the percentage of virgin asphalt binder replacement (ABR) shall not exceed the amounts listed in the following table.

HMA Mixtures - RAP/RAS Maximum ABR % 1/ 2/			
Ndesign	Binder	Surface	Polymer Modified Binder or Surface
30	30	30	10
50	25	15	10
70	15	10	10
90	10	10	10

1/ For Low ESAL HMA shoulder and stabilized subbase, the RAP/RAS ABR shall not exceed 50 percent of the mixture.

2/ When RAP/RAS ABR exceeds 20 percent, the high and low virgin asphalt binder grades shall each be reduced by one grade (i.e. 25 percent ABR would require a virgin asphalt binder grade of PG 64-22 to be reduced to a PG 58-28).

(2) FRAP/RAS. When FRAP is used alone or FRAP is used in conjunction with RAS, the percentage of virgin asphalt binder replacement shall not exceed the amounts listed in the following table.

HMA Mixtures - FRAP/RAS Maximum ABR % 1/ 2/			
Ndesign	Binder	Surface	Polymer Modified Binder or Surface
30	55	45	15
50	45	40	15
70	45	35	15
90	45	35	15
SMA	- -	- -	25

IL-4.75	- -	- -	35

1/ For Low ESAL HMA shoulder and stabilized subbase, the FRAP/RAS ABR shall not exceed 50 percent of the mixture.

2/ When FRAP/RAS ABR exceeds 20 percent for all mixes, the high and low virgin asphalt binder grades shall each be reduced by one grade (i.e. 25 percent ABR would require a virgin asphalt binder grade of PG 64-22 to be reduced to a PG 58-28).

1031.07 HMA Mix Designs. At the Contractor's option, HMA mixtures may be constructed utilizing RAP/FRAP and/or RAS material meeting the detailed requirements specified herein.

(a) RAP/FRAP and/or RAS. RAP/FRAP and/or RAS mix designs shall be submitted for verification. If additional RAP/FRAP and/or RAS stockpiles are tested and found that no more than 20 percent of the individual parameter test results, as defined in Article 1031.04, are outside of the control tolerances set for the original RAP/FRAP and/or RAS stockpile and HMA mix design, and meets all of the requirements herein, the additional RAP/FRAP and/or RAS stockpiles may be used in the original mix design at the percent previously verified.

(b) RAS. Type 1 and Type 2 RAS are not interchangeable in a mix design.

The RAP, FRAP, and RAS stone bulk specific gravities (G_{sb}) shall be according to the "Determination of Aggregate Bulk (Dry) Specific Gravity (G_{sb}) of Reclaimed Asphalt Pavement (RAP) and Reclaimed Asphalt Shingles (RAS)" procedure in the Department's Manual of Test Procedures for Materials.

1031.08 HMA Production. HMA production utilizing RAP/FRAP and/or RAS shall be as follows.

To remove or reduce agglomerated material, a scalping screen, gator, crushing unit, or comparable sizing device approved by the Engineer shall be used in the RAP/FRAP and/or RAS feed system to remove or reduce oversized material.

If the RAP/FRAP and/or RAS control tolerances or QC/QA test results require corrective action, the Contractor shall cease production of the mixture containing RAP/FRAP and/or RAS and either switch to the virgin aggregate design or submit a new mix design.

(a) RAP/FRAP. The coarse aggregate in all RAP/FRAP used shall be equal to or less than the nominal maximum size requirement for the HMA mixture being produced.

(b) RAS. RAS shall be incorporated into the HMA mixture either by a separate weight depletion system or by using the RAP weigh belt. Either feed system shall be interlocked with the aggregate feed or weigh system to maintain correct proportions for all rates of production and batch sizes. The portion of RAS shall be controlled accurately to within

± 0.5 percent of the amount of RAS utilized. When using the weight depletion system, flow indicators or sensing devices shall be provided and interlocked with the plant controls such that the mixture production is halted when RAS flow is interrupted.

(c) RAP/FRAP and/or RAS. HMA plants utilizing RAP/FRAP and/or RAS shall be capable of automatically recording and printing the following information.

(1) Dryer Drum Plants.

a. Date, month, year, and time to the nearest minute for each print.

b. HMA mix number assigned by the Department.

c. Accumulated weight of dry aggregate (combined or individual) in tons (metric tons) to the nearest 0.1 ton (0.1 metric ton).

d. Accumulated dry weight of RAP/FRAP/RAS in tons (metric tons) to the nearest 0.1 ton (0.1 metric ton).

e. Accumulated mineral filler in revolutions, tons (metric tons), etc. to the nearest 0.1 unit.

f. Accumulated asphalt binder in gallons (liters), tons (metric tons), etc. to the nearest 0.1 unit.

g. Residual asphalt binder in the RAP/FRAP/RAS material as a percent of the total mix to the nearest 0.1 percent.

h. Aggregate and RAP/FRAP/RAS moisture compensators in percent as set on the control panel. (Required when accumulated or individual aggregate and RAP/FRAP/RAS are recorded in a wet condition.)

i. A positive dust control system shall be utilized when the combined contribution of reclaimed material passing the No. 200 sieve exceeds 1.5 percent.

(2) Batch Plants.

a. Date, month, year, and time to the nearest minute for each print.

b. HMA mix number assigned by the Department.

c. Individual virgin aggregate hot bin batch weights to the nearest pound (kilogram).

d. Mineral filler weight to the nearest pound (kilogram).

e. RAP/FRAP/RAS weight to the nearest pound (kilogram).

f. Virgin asphalt binder weight to the nearest pound (kilogram).

g. Residual asphalt binder in the RAP/FRAP/RAS material as a percent of the total mix to the nearest 0.1 percent.

The printouts shall be maintained in a file at the plant for a minimum of one year or as directed by the Engineer and shall be made available upon request. The printing system will be inspected by the Engineer prior to production and verified at the beginning of each construction season thereafter.

1031.09 RAP in Aggregate Applications. RAP in aggregate applications shall be according to the Bureau of Materials Policy Memorandum, "Reclaimed Asphalt Pavement (RAP) for Aggregate Applications" and the following.

(a) RAP in Aggregate Surface Course and Aggregate Wedge Shoulders, Type B. The use of RAP in aggregate surface course (temporary access entrances only) and aggregate wedge shoulders, Type B shall be as follows.

(1) Stockpiles and Testing. RAP stockpiles may be any of those listed in Article 1031.02, except "Non-Quality" and "FRAP". The testing requirements of Article 1031.03 shall not apply.

(2) Gradation. One hundred percent of the RAP material shall pass the 1 1/2 in. (37.5 mm) sieve. The RAP material shall be reasonably well graded from coarse to fine. RAP material that is gap-graded or single sized will not be accepted.

(b) RAP in Aggregate Subgrade Improvement (ASI). RAP in ASI shall be according to Article 1031.06, except "Conglomerate DQ" and "Non-Quality" may be used."

80306

REMOVAL AND DISPOSAL OF REGULATED SUBSTANCES (BDE)

Effective: January 1, 2019
Revised: January 1, 2020

Revise Section 669 of the Standard Specifications to read:

"**SECTION 669. REMOVAL AND DISPOSAL OF REGULATED SUBSTANCES**

669.01 Description. This work shall consist of the transportation and proper disposal of regulated substances. This work shall also consist of the removal, transportation, and proper disposal of underground storage tanks (UST), their contents and associated underground piping to the point where the piping is above the ground, including determining the content types and estimated quantities.

669.02 Equipment. The Contractor shall notify the Engineer of the delivery of all excavation, storage, and transportation equipment to a work area location. The equipment shall comply with OSHA and American Petroleum Institute (API) guidelines and shall be furnished in a clean condition. Clean condition means the equipment does not contain any residual material classified as a non-special waste, non-hazardous special waste, or hazardous waste. Residual materials include, but are not limited to, petroleum products, chemical products, sludges, or any other material present in or on equipment.

Before beginning any associated soil or groundwater management activity, the Contractor shall provide the Engineer with the opportunity to visually inspect and approve the equipment. If the equipment contains any contaminated residual material, decontamination shall be performed on the equipment as appropriate to the regulated substance and degree of contamination present according to OSHA and API guidelines. All cleaning fluids used shall be treated as the contaminant unless laboratory testing proves otherwise.

669.03 Pre-Construction Submittals and Qualifications. Prior to beginning this work, or working in areas with regulated substances, the Contractor shall submit a "Regulated Substances Pre-Construction Plan (RSPCP)" to the Engineer for review and approval using form BDE 2730. The form shall be signed by an Illinois licensed Professional Engineer or Professional Geologist.

As part of the RSPCP, the Contractor(s) or firm(s) performing the work shall meet the following qualifications.

(a) Regulated Substances Monitoring. Qualification for environmental observation and field screening of regulated substances work and environmental observation of UST removal shall require either pre-qualification in Hazardous Waste by the Department or demonstration of acceptable project experience in remediation and operations for contaminated sites in accordance with applicable Federal, State, or local regulatory requirements using BDE 2730.

Qualification for each individual performing regulated substances monitoring shall require a minimum of one-year of experience in similar activities as those required for the project.

(b) Underground Storage Tank Removal. Qualification for underground storage tank (UST) removal work shall require licensing and certification with the Office of the State Fire Marshall (OSFM) and possession of all permits required to perform the work. A copy of the permit shall be provided to the Engineer prior to tank removal.

The qualified Contractor(s) or firm(s) shall also document it does not have any current or former ties with any of the properties contained within, adjoining, or potentially affecting the work.

The Engineer will require up to 21 calendar days for review of the RSPCP. The review may involve rejection or revision and resubmittal; in which case, an additional 21 days will be required for each subsequent review. Work shall not commence until the RSPCP has been approved by the Engineer. After approval, the RSPCP shall be revised as necessary to reflect changed conditions in the field and documented using BDE 2730A "Regulated Substances Pre-Construction Plan (RSPCP) Addendum" and submitted to the Engineer for approval.

CONSTRUCTION REQUIREMENTS

669.04 Regulated Substances Monitoring. Regulated substances monitoring includes environmental observation and field screening during regulated substances management activities at the contract specific work areas. As part of the regulated substances monitoring, the monitoring personnel shall perform and document the applicable duties listed on form BDE 2732 "Regulated Substances Monitoring Daily Record (RSMDR)".

(a) Environmental Observation. Prior to beginning excavation, the Contractor shall mark the limits of the contract specific work areas. Once work begins, the monitoring personnel shall be present on-site continuously during the excavation and loading of material.

(b) Field Screening. Field screening shall be performed during the excavation and loading of material from the contract specific work areas, except for material classified according to Article 669.05(b)(1) or 669.05(c) where field screening is not required.

Field screening shall be performed with either a photoionization detector (PID) (minimum 10.6eV lamp) or a flame ionization detector (FID), and other equipment as appropriate, to monitor for potential contaminants associated with regulated substances. The PID or FID shall be calibrated on-site, and background level readings taken and recorded daily, and as field and weather conditions change. Field screen readings on the PID or FID in excess of background levels indicates the potential presence of regulated substances requiring handling as a non-special waste, special waste, or hazardous waste. PID or FID readings may be used as the basis of increasing the limits of removal with the approval of the Engineer but shall in no case be used to decrease the limits.

669.05 Regulated Substances Management and Disposal. The management and disposal of soil and/or groundwater containing regulated substances shall be according to the following:

(a) Soil Analytical Results Exceed Most Stringent MAC. When the soil analytical results indicate detected levels exceed the most stringent maximum allowable concentration (MAC) for chemical constituents in soil established pursuant to Subpart F of 35 Ill. Adm. Code 1100.605, the soil shall be managed as follows:

(1) When analytical results indicate inorganic chemical constituents exceed the most stringent MAC, but still considered within area background levels by the Engineer, the excavated soil can be utilized within the right-of-way as embankment or fill, when suitable. If the soils cannot be utilized within the right-of-way, they shall be managed and disposed of at a landfill as a non-special waste.

(2) When analytical results indicate inorganic chemical constituents exceed the most stringent MAC but do not exceed the MAC for a Metropolitan Statistical Area (MSA) County identified in 35 Ill. Admin. Code 742 Appendix A. Table G, the excavated soil can be utilized within the right-of-way as embankment or fill, when suitable, or managed and disposed of at a clean construction and demolition debris (CCDD) facility or an uncontaminated soil fill operation (USFO) within an MSA County provided the pH of the soil is within the range of 6.25 - 9.0, inclusive.

(3) When analytical results indicate chemical constituents exceed the most stringent MAC but do not exceed the MAC for an MSA County excluding Chicago, or the MAC within the Chicago corporate limits, the excavated soil can be utilized within the right-of-way as embankment or fill, when suitable, or managed and disposed of off-site at a CCDD facility or an USFO within an MSA County excluding Chicago or within the Chicago corporate limits provided the pH of the soil is within the range of 6.25 - 9.0, inclusive.

(4) When analytical results indicate chemical constituents exceed the most stringent MAC but do not exceed the MAC for an MSA County excluding Chicago, the excavated soil can be utilized within the right-of-way as embankment or fill, when suitable, or managed and disposed of off-site at a CCDD facility or an USFO within an MSA County excluding Chicago provided the pH of the soil is within the range of 6.25 - 9.0, inclusive.

(5) When the Engineer determines soil cannot be managed according to Articles 669.05(a)(1) through (a)(4) above and the materials do not contain special waste or hazardous waste, as determined by the Engineer, the soil shall be managed and disposed of at a landfill as a non-special waste.

(6) When analytical results indicate soil is hazardous by characteristic or listing pursuant to 35 Ill. Admin. Code 721, contains radiological constituents, or the Engineer otherwise determines the soil cannot be managed according to Articles 669.05(a)(1)

through (a)(5) above, the soil shall be managed and disposed of off-site as a special waste or hazardous waste as applicable.

(b) Soil Analytical Results Do Not Exceed Most Stringent MAC. When the soil analytical results indicate that detected levels do not exceed the most stringent MAC, the excavated soil can be utilized within the right-of-way as embankment or fill, when suitable, or managed and disposed of off-site according to Article 202.03. However, the excavated soil cannot be taken to a CCDD facility or an USFO for any of the following reasons.

(1) The pH of the soil is less than 6.25 or greater than 9.0.

(2) The soil exhibited PID or FID readings in excess of background levels.

(c) Soil Analytical Results Exceed Most Stringent MAC but Do Not Exceed Tiered Approach to Corrective Action Objectives (TACO) Residential. When the soil analytical results indicate that detected levels exceed the most stringent MAC but do not exceed TACO Tier 1 Soil Remediation Objectives for Residential Properties pursuant to 35 Ill. Admin. Code 742 Appendix B Table A, the excavated soil can be utilized within the right-of-way as embankment or fill, when suitable, or managed and disposed of off-site according to Article 202.03. However, the excavated soil cannot be taken to a CCDD facility or an USFO.

(d) Groundwater. When groundwater analytical results indicate the detected levels are above Appendix B, Table E of 35 Ill. Admin. Code 742, the most stringent Tier 1 Groundwater Remediation Objectives for Groundwater Component of the Groundwater Ingestion Route for Class 1 groundwater, the groundwater shall be managed off-site as a special waste or hazardous waste as applicable. Special waste groundwater shall be containerized and trucked to an off-site treatment facility, or may be discharged to a sanitary sewer or combined sewer when permitted by the local sewer authority. Groundwater discharged to a sanitary sewer or combined sewer shall be pre-treated to remove particulates and measured with a calibrated flow meter to comply with applicable discharge limits. A copy of the permit shall be provided to the Engineer prior to discharging groundwater to the sanitary sewer or combined sewer.

Groundwater encountered within trenches may be managed within the trench and allowed to infiltrate back into the ground. If the groundwater cannot be managed within the trench, it may be discharged to a sanitary sewer or combined sewer when permitted by the local sewer authority, or it shall be containerized and trucked to an off-site treatment facility as a special waste or hazardous waste. The Contractor is prohibited from discharging groundwater within the trench through a storm sewer. The Contractor shall install backfill plugs within the area of groundwater contamination.

One backfill plug shall be placed down gradient to the area of groundwater contamination. Backfill plugs shall be installed at intervals not to exceed 50 ft (15 m). Backfill plugs are to be 4 ft (1.2 m) long, measured parallel to the trench, full trench width and depth. Backfill plugs shall not have any fine aggregate bedding or backfill, but shall be entirely cohesive

soil or any class of concrete. The Contractor shall provide test data that the material has a permeability of less than 10^{-7} cm/sec according to ASTM D 5084, Method A or per another test method approved by the Engineer.

The Contractor shall use due care when transferring contaminated material from the area of origin to the transporter. Should releases of contaminated material to the environment occur (i.e., spillage onto the ground, etc.), the Contractor shall clean-up spilled material and place in the appropriate storage containers as previously specified. Clean-up shall include, but not be limited to, sampling beneath the material staging area to determine complete removal of the spilled material.

The Contractor shall provide engineered barriers, when required, and shall include materials sufficient to completely line excavation surfaces, including sloped surfaces, bottoms, and sidewall faces, within the areas designated for protection.

The Contractor shall obtain all documentation including any permits and/or licenses required to transport the material containing regulated substances to the disposal facility. The Contractor shall coordinate with the Engineer on the completion of all documentation. The Contractor shall make all arrangements for collection and analysis of landfill acceptance testing. The Contractor shall coordinate waste disposal approvals with the disposal facility.

The Contractor shall provide the Engineer with all transport-related documentation within two days of transport or receipt of said document(s). For management of special or hazardous waste, the Contractor shall provide the Engineer with documentation that the Contractor is operating with a valid Illinois special waste transporter permit at least two weeks before transporting the first load of contaminated material.

Transportation and disposal of material classified according to Article 669.05(a)(5) or 669.05(a)(6) shall be completed each day so that none of the material remains on-site by the close of business, except when temporary staging has been approved.

Any waste generated as a special or hazardous waste from a non-fixed facility shall be manifested off-site using the Department's county generator number provided by the Bureau of Design and Environment. An authorized representative of the Department shall sign all manifests for the disposal of the contaminated material and confirm the Contractor's transported volume. Any waste generated as a non-special waste may be managed off-site without a manifest, a special waste transporter, or a generator number.

The Contractor shall select a landfill permitted for disposal of the contaminant within the State of Illinois. The Department will review and approve or reject the facility proposed by the Contractor to use as a landfill. The Contractor shall verify whether the selected disposal facility is compliant with those applicable standards as mandated by their permit and whether the disposal facility is presently, has previously been, or has never been, on the United States Environmental Protection Agency (U.S. EPA) National Priorities List or the Resource Conservation and Recovery Act (RCRA) List of Violating Facilities. The use of a Contractor selected landfill shall in no manner delay the construction schedule or alter the Contractor's responsibilities as set forth.

669.06 Non-Special Waste Certification. An authorized representative of the Department shall sign and date all non-special waste certifications. The Contractor shall be responsible for providing the Engineer with the required information that will allow the Engineer to certify the waste is not a special waste.

(a) Definition. A waste is considered a non-special waste as long as it is not:

(1) a potentially infectious medical waste;

(2) a hazardous waste as defined in 35 Ill. Admin. Code 721;

(3) an industrial process waste or pollution control waste that contains liquids, as determined using the paint filter test set forth in subdivision (3)(A) of subsection (m) of 35 Ill. Admin. Code 811.107;

(4) a regulated asbestos-containing waste material, as defined under the National Emission Standards for Hazardous Air Pollutants in 40 CFR Part 61.141;

(5) a material containing polychlorinated biphenyls (PCB's) regulated pursuant to 40 CFR Part 761;

(6) a material subject to the waste analysis and recordkeeping requirements of 35 Ill. Admin. Code 728.107 under land disposal restrictions of 35 Ill. Admin. Code 728;

(7) a waste material generated by processing recyclable metals by shredding and required to be managed as a special waste under Section 22.29 of the Environmental Protection Act; or

(8) an empty portable device or container in which a special or hazardous waste has been stored, transported, treated, disposed of, or otherwise handled.

(b) Certification Information. All information used to determine the waste is not a special waste shall be attached to the certification. The information shall include but not be limited to:

(1) the means by which the generator has determined the waste is not a hazardous waste;

(2) the means by which the generator has determined the waste is not a liquid;

(3) if the waste undergoes testing, the analytic results obtained from testing, signed and dated by the person responsible for completing the analysis;

(4) if the waste does not undergo testing, an explanation as to why no testing is needed;

(5) a description of the process generating the waste; and

(6) relevant material safety data sheets.

669.07 Temporary Staging. Soil classified according to Articles 669.05(a)(2), (b)(1), or (c) may be temporarily staged at the Contractor's option. Soil classified according to Articles 669.05(a)(1), (a)(3), (a)(4), (a)(5), (a)(6), or (b)(2) shall be managed and disposed of without temporary staging to the greatest extent practicable. If circumstances beyond the Contractor's control require temporary staging of these latter materials, the Contractor shall request approval from the Engineer in writing.

Temporary staging shall be accomplished within the right-of-way and the Contractor's means and methods shall be described in the approved or amended RSPCP. Staging areas shall not be located within 200 feet (61 m) of a public or private water supply well; nor within 100 feet (30 m) of sensitive environmental receptor areas, including wetlands, rivers, streams, lakes, or designated habitat zones.

The method of staging shall consist of containerization or stockpiling as applicable for the type, classification, and physical state (i.e., liquid, solid, semisolid) of the material. Materials of different classifications shall be staged separately with no mixing or co-mingling.

When containers are used, the containers and their contents shall remain intact and inaccessible to unauthorized persons until the manner of disposal is determined. The Contractor shall be responsible for all activities associated with the storage containers including, but not limited to, the procurement, transport, and labeling of the containers. The Contractor shall not use a storage container if visual inspection of the container reveals the presence of free liquids or other substances that could cause the waste to be reclassified as a hazardous or special waste.

When stockpiles are used, they shall be covered with a minimum 20-mil plastic sheeting or tarps secured using weights or tie-downs. Perimeter berms or diversionary trenches shall be provided to contain and collect for disposal any water that drains from the soil. Stockpiles shall be managed to prevent or reduce potential dust generation.

When staging non-special waste, special waste, or hazardous waste, the following additional requirements shall apply:

(a) Non-Special Waste. When stockpiling soil classified according to Article 669.05(a)(1) or 669.05(a)(5), an impermeable surface barrier between the materials and the ground surface shall be installed. The impermeable barrier shall consist of a minimum 20-mil plastic liner material and the surface of the stockpile area shall be clean and free of debris prior to placement of the liner. Measures shall also be taken to limit or discourage access to the staging area.

(b) Special Waste and Hazardous Waste. Soil classified according to Article 669.05(a)(6) shall not be stockpiled but shall be containerized immediately upon generation in containers, tanks or containment buildings as defined by RCRA, Toxic Substances Control

Act (TSCA), and other applicable State or local regulations and requirements, including 35 Ill. Admin. Code Part 722, Standards Applicable to Generators of Hazardous Waste.

The staging area(s) shall be enclosed (by a fence or other structure) to restrict direct access to the area, and all required regulatory identification signs applicable to a staging area containing special waste or hazardous waste shall be deployed.

Storage containers shall be placed on an all-weather gravel-packed, asphalt, or concrete surface. Containers shall be in good condition and free of leaks, large dents, or severe rusting, which may compromise containment integrity. Containers must be constructed of, or lined with, materials that will not react or be otherwise incompatible with the hazardous or special waste contents. Containers used to store liquids shall not be filled more than 80 percent of the rated capacity. Incompatible wastes shall not be placed in the same container or comingled.

All containers shall be legibly labeled and marked using pre-printed labels and permanent marker in accordance with applicable regulations, clearly showing the date of waste generation, location and/or area of waste generation, and type of waste. The Contractor shall place these identifying markings on an exterior side surface of the container.

Storage containers shall be kept closed, and storage pads covered, except when access is needed by authorized personnel.

Special waste and hazardous waste shall be transported and disposed within 90 days from the date of generation.

669.08 Underground Storage Tank Removal. For the purposes of this section, an underground storage tank (UST) includes the underground storage tank, piping, electrical controls, pump island, vent pipes and appurtenances.

Prior to removing an UST, the Engineer shall determine whether the Department is considered an "owner" or "operator" of the UST as defined by the UST regulations (41 Ill. Adm. Code Part 176). Ownership of the UST refers to the Department's owning title to the UST during storage, use or dispensing of regulated substances. The Department may be considered an "operator" of the UST if it has control of, or has responsibility for, the daily operation of the UST. The Department may however voluntarily undertake actions to remove an UST from the ground without being deemed an "operator" of the UST.

In the event the Department is deemed not to be the "owner" or "operator" of the UST, the OSFM removal permit shall reflect who was the past "owner" or "operator" of the UST. If the "owner" or "operator" cannot be determined from past UST registration documents from OSFM, then the OSFM removal permit will state the "owner" or "operator" of the UST is the Department. The Department’s Office of Chief Counsel (OCC) will review all UST removal permits prior to submitting any removal permit to the OSFM. If the Department is not the “owner” or “operator” of the UST then it will not register the UST or pay any registration fee.

The Contractor shall be responsible for obtaining permits required for removing the UST, notification to the OSFM, using an OSFM certified tank contractor, removal and disposal of the UST and its contents, and preparation and submittal of the OSFM Site Assessment Report in accordance with 41 Ill. Admin. Code Part 176.330.

The Contractor shall contact the Engineer and the OSFM's office at least 72 hours prior to removal to confirm the OSFM inspector's presence during the UST removal. Removal, transport, and disposal of the UST shall be according to the applicable portions of the latest revision of the "American Petroleum Institute (API) Recommended Practice 1604".

The Contractor shall collect and analyze tank content (sludge) for disposal purposes. The Contractor shall remove as much of the regulated substance from the UST system as necessary to prevent further release into the environment. All contents within the tank shall be removed, transported and disposed of, or recycled. The tank shall be removed and rendered empty according to IEPA definition.

The Contractor shall collect soil samples from the bottom and sidewalls of the excavated area in accordance with 35 Ill. Admin. Code Part 734.210(h) after the required backfill has been removed during the initial response action, to determine the level of contamination remaining in the ground, regardless if a release is confirmed or not by the OSFM on-site inspector.

In the event the UST is designated a leaking underground storage tank (LUST) by the OSFM's inspector, or confirmation by analytical results, the Contractor shall notify the Engineer and the District Environmental Studies Unit (DESU). Upon confirmation of a release of contaminants and notifications to the Engineer and DESU, the Contractor shall report the release to the Illinois Emergency Management Agency (IEMA) (e.g., by telephone or electronic mail) and provide them with whatever information is available ("owner" or "operator" shall be stated as the past registered "owner" or "operator", or the IDOT District in which the tank is located and the DESU Manager).

The Contractor shall perform the following initial response actions if a release is indicated by the OSFM inspector:

(a) Take immediate action to prevent any further release of the regulated substance to the environment, which may include removing, at the Engineer's discretion, and disposing of up to 4 ft (1.2 m) of the contaminated material, as measured from the outside dimension of the tank;

(b) Identify and mitigate fire, explosion and vapor hazards;

(c) Visually inspect any above ground releases or exposed below ground releases and prevent further migration of the released substance into surrounding soils and groundwater; and

(d) Continue to monitor and mitigate any additional fire and safety hazards posed by vapors and free product that have migrated from the tank excavation zone and entered into subsurface structures (such as sewers or basements).

The tank excavation shall be backfilled according to applicable portions of Sections 205, 208, and 550 with a material that will compact and develop stability. All uncontaminated concrete and soil removed during tank extraction may be used to backfill the excavation, at the discretion of the Engineer.

After backfilling the excavation, the site shall be graded and cleaned.

669.09 Regulated Substances Final Construction Report. Not later than 90 days after completing this work, the Contractor shall submit a "Regulated Substances Final Construction Report (RSFCR)" to the Engineer using form BDE 2733 and required attachments. The form shall be signed by an Illinois licensed Professional Engineer or Professional Geologist.

669.10 Method of Measurement. Non-special waste, special waste, and hazardous waste soil will be measured for payment according to Article 202.07(b) when performing earth excavation, Article 502.12(b) when excavating for structures, or by computing the volume of the trench using the maximum trench width permitted and the actual depth of the trench.

Groundwater containerized and transported off-site for management, storage, and disposal will be measured for payment in gallons (liters).

Backfill plugs will be measured in cubic yards (cubic meters) in place, except the quantity for which payment will be made shall not exceed the volume of the trench, as computed by using the maximum width of trench permitted by the Specifications and the actual depth of the trench, with a deduction for the volume of the pipe.

Engineered Barriers will be measured for payment in square yards (square meters).

669.11 Basis of Payment. The work of preparing, submitting and administering a Regulated Substances Pre-Construction Plan will be paid for at the contract lump sum price for REGULATED SUBSTANCES PRE-CONSTRUCTION PLAN.

Regulated substances monitoring, including completion of form BDE 2732 for each day of work, will be paid for at the contract unit price per calendar day, or fraction thereof to the nearest 0.5 calendar day, for REGULATED SUBSTANCES MONITORING.

The installation of engineered barriers will be paid for at the contract unit price per square yard (square meter) for ENGINEERED BARRIER.

The work of UST removal, soil excavation, soil and content sampling, the management of excavated soil and UST content, and UST disposal, will be paid for at the contract unit price per each for UNDERGROUND STORAGE TANK REMOVAL.

The transportation and disposal of soil and other materials from an excavation determined to be contaminated will be paid for at the contract unit price per cubic yard (cubic meter) for

NON-SPECIAL WASTE DISPOSAL, SPECIAL WASTE DISPOSAL, or HAZARDOUS WASTE DISPOSAL.

The transportation and disposal of groundwater from an excavation determined to be contaminated will be paid for at the contract unit price per gallon (liter) for SPECIAL WASTE GROUNDWATER DISPOSAL or HAZARDOUS WASTE GROUNDWATER DISPOSAL. When groundwater is discharged to a sanitary or combined sewer by permit, the cost will be paid for according to Article 109.05.

Backfill plugs will be paid for at the contract unit price per cubic yard (cubic meter) for BACKFILL PLUGS.

Payment for temporary staging of soil classified according to Articles 669.05(a)(1), (a)(3), (a)(4), (a)(5), (a)(6), or (b)(2) will be paid for according to Article 109.04. The Department will not be responsible for any additional costs incurred, if mismanagement of the staging area, storage containers, or their contents by the Contractor results in excess cost expenditure for disposal or other material management requirements.

Payment for accumulated stormwater removal and disposal will be according to Article 109.04. Payment will only be allowed if appropriate stormwater and erosion control methods were used.

Payment for decontamination, labor, material, and equipment for monitoring areas beyond the specified areas, with the Engineer's prior written approval, will be according to Article 109.04.

When the waste material for disposal requires sampling for landfill disposal acceptance, the samples shall be analyzed for TCLP VOCs, SVOCs, RCRA metals, pH, ignitability, and paint filter test. The analysis will be paid for at the contract unit price per each for SOIL DISPOSAL ANALYSIS using EPA Methods 1311 (extraction), 8260B for VOCs, 8270C for SVOCs, 6010B and 7470A for RCRA metals, 9045C for pH, 1030 for ignitability, and 9095A for paint filter.

The work of preparing, submitting and administering a Regulated Substances Final Construction Report will be paid for at the contract lump sum price REGULATED SUBSTANCES FINAL CONSTRUCTION REPORT."

80407

STEEL PLATE BEAM GUARDRAIL MANUFACTURING (BDE)

Effective: January 1, 2019

Revise the first three paragraphs of Article 1006.25 of the Standard Specifications to read:

"**1006.25 Steel Plate Beam Guardrail.** Steel plate beam guardrail, including bolts, nuts, and washers, shall be according to AASHTO M 180. The guardrail shall be Class A, with a Type II galvanized coating.

Steel plates for mounting guardrail on existing culverts shall be according to AASHTO M 270 Grade 36 (M 270M Grade 250) and zinc coated according to AASHTO M 111.

The Department will accept guardrail based on the "Brand Registration and Guarantee" requirements of AASHTO M 180 and the manufacturer shall be listed as compliant through the NTPEP Program. The Department will maintain a qualified product list."

80408

SUBCONTRACTOR AND DBE PAYMENT REPORTING (BDE)

Effective: April 2, 2018

Add the following to Section 109 of the Standard Specifications.

"**109.14 Subcontractor and Disadvantaged Business Enterprise Payment Reporting.** The Contractor shall report all payments made to the following parties:

(a) first tier subcontractors;

(b) lower tier subcontractors affecting disadvantaged business enterprise (DBE) goal credit;

(c) material suppliers or trucking firms that are part of the Contractor's submitted DBE utilization plan.

The report shall be made through the Department's on-line subcontractor payment reporting system within 21 days of making the payment."

80397

SUBCONTRACTOR MOBILIZATION PAYMENTS (BDE)

Effective: November 2, 2017
Revised: April 1, 2019

Replace the second paragraph of Article 109.12 of the Standard Specifications with the following:

"This mobilization payment shall be made at least seven days prior to the subcontractor starting work. The amount paid shall be at the following percentage of the amount of the subcontract reported on form BC 260A submitted for the approval of the subcontractor's work.

Value of Subcontract Reported on Form BC 260A	Mobilization Percentage
Less than $10,000	25%
$10,000 to less than $20,000	20%
$20,000 to less than $40,000	18%
$40,000 to less than $60,000	16%
$60,000 to less than $80,000	14%
$80,000 to less than $100,000	12%
$100,000 to less than $250,000	10%
$250,000 to less than $500,000	9%
$500,000 to $750,000	8%
Over $750,000	7%"

80391

SURFACE TESTING OF PAVEMENTS – IRI (BDE)

Effective: January 1, 2021
Revised: April 1, 2021

Description. This work shall consist of testing the ride quality of the finished surface of pavements, according to Illinois Test Procedure 701, "Ride Quality Testing Using the International Roughness Index (IRI)". Work shall be according to Sections 406, 407, or 420 of the Standard Specifications, except as modified herein.

Hot-Mix Asphalt (HMA) Overlays

Revise Article 406.03(h) of the Standard Specifications to read:

"(h) Pavement Surface Grinding Equipment.....1101.04"

Revise Article 406.11 of the Standard Specifications to read:

"**406.11 Surface Tests.** Prior to pavement improvements, the Engineer will measure the smoothness of the existing high-speed mainline pavement. The Contractor shall measure the smoothness of the finished high-speed mainline, low-speed mainline, and miscellaneous pavements within three days of paving. Testing shall be performed in the presence of the Engineer and according to Illinois Test Procedure 701. The pavement will be identified as high-speed mainline, low-speed mainline, or miscellaneous as follows.

(a) Test Sections

(1) High-Speed Mainline Pavement. High-speed mainline pavement shall consist of pavements, ramps, and loops with a posted speed limit greater than 45 mph. These sections shall be tested with an inertial profiling system (IPS).

(2) Low-Speed Mainline Pavement. Low-speed mainline pavement shall consist of pavements, ramps, and loops with a posted speed limit of 45 mph or less. These sections shall be tested with an IPS and analyzed using the rolling straightedge simulation in ProVAL.

(3) Miscellaneous Pavement. Miscellaneous pavement includes segments that either cannot readily be tested by an inertial profiler or conditions beyond the control of the contractor preclude the achievement of smoothness levels typically achievable with mainline pavement construction. This may include the following examples or as determined by the Engineer.

(a) Pavement on horizontal curves with a centerline radius of curvature of less than or equal to 1,000 ft (300 m) and the pavement within the superelevation transition of such curves;

(b) Pavement on vertical curves having a length less than or equal to 200 ft (60 m) in combination with an algebraic change in tangent grade greater than or equal to 3 percent as may occur on urban ramps or other constricted-space facilities;

(c) The first and last 50 ft (15 m) of a pavement section where the Contractor is not responsible for the adjoining surface;

(d) Intersections and the 25 ft (7.6 m) before and after an intersection or end of radius return;

(e) Variable width pavements;

(f) Side street returns, to the end of radius return;

(g) Crossovers;

(h) Connector pavement from the mainline pavement expansion joint to the bridge approach slab;

(i) Bridge approach slab;

(j) Pavement that must be constructed in multiple short segments, typically defined as 600 ft (180 m) or less;

(k) Pavement within 25 ft (7.6 m) of manholes, utility structures, or other appurtenances;

(l) Turn lanes.

Miscellaneous pavement shall be tested using a 16 ft (5 m) straightedge.

(4) International Roughness Index (IRI). An index computed from a longitudinal profile measurement using a quarter-car simulation at a simulation speed of 50 mph (80 km/h).

(5) Mean Roughness Index (MRI). The average of the IRI values for the right and left wheel tracks.

(6) Areas of Localized Roughness (ALR). Isolated areas of roughness, which can cause significant increase in the calculated MRI for a given sublot.

(7) Lot. A lot will be defined as a continuous strip of pavement 1 mile (1,600 m) long and one lane wide. When the length of a continuous strip of pavement is less than 1 mile (1,600 m), that pavement will be included in an adjacent lot. Structures will be omitted when measuring pavement length, but will not be considered as a discontinuity and

the numbering of sublots will not restart. The limits of the structure shall include the entire length between the outside ends of both connector pavements.

(8) Sublot. Lots will be divided into 0.1 mile (160 m) sublots. A partial sublot greater than or equal to 264 ft (80 m) resulting from an interruption in the pavement will be subject to the same evaluation as a whole sublot. Partial sublots less than 264 ft (80 m) shall be included with the previous sublot for evaluation purposes.

(b) Corrective Work. Corrective work shall be completed according to the following.

(1) High-Speed Mainline Pavement. For high-speed mainline pavement, any 25 ft (7.6 m) interval with an ALR in excess of 150 in./mile (2,400 mm/km) will be identified by the Engineer and shall be corrected by the Contractor. Any sublot having a MRI greater than 100.0 in./mile (1,580 mm/km), including ALR, shall be corrected to reduce the MRI to the full pay threshold, or replaced at the Contractor's option.

(2) Low-Speed Mainline and Miscellaneous Pavements. Bumps in low-speed mainline pavement or miscellaneous pavement which exceed the 5/16 in. (8 mm) tolerance on a simulated 16 ft (5 m) straightedge will be identified by the Engineer and shall be corrected by the Contractor.

Corrective work shall be completed with pavement surface grinding equipment or by removing and replacing the pavement. Corrective work shall be applied to the full lane width. When completed, the corrected area shall have uniform texture and appearance, with the beginning and ending of the corrected area normal to the centerline of the paved surface.

Upon completion of the corrective work, the surface of the sublot(s) shall be retested. The Contractor shall furnish the data and reports to the Engineer within 2 working days after corrections are made. If the MRI and/or ALR still do not meet the requirements, additional corrective work shall be performed. For sublot(s) that are replaced, assessments will be based on the MRI determined after replacement.

Corrective work shall be at no additional cost to the Department.

(c) Smoothness Assessments. Assessments will be paid to or deducted from the Contractor for each sublot of mainline pavement per the Smoothness Assessment Schedule. Assessments will be based on the MRI of each sublot prior to performing any corrective work unless the Contractor has chosen to remove and replace the sublot. For sublots that are replaced, assessments will be based on the MRI determined after replacement.

(1) High-Speed Mainline Pavement. The upper MRI thresholds for high-speed mainline pavement are dependent on the MRI of the existing pavement before construction (MRI_0) and shall be determined as follows.

Upper MRI Thresholds [1/]	MRI Thresholds (High-Speed, HMA Overlay)

	$MRI_0 \leq 125.0$ in./mile (≤ 1,975 mm/km)	$MRI_0 > 125.0$ in./mile 1/ (> 1,975 mm/km)
Incentive (MRI_I)	45.0 in./mile (710 mm/km)	$0.2 \times MRI_0 + 20$
Full Pay (MRI_F)	75.0 in./mile (1,190 mm/km)	$0.2 \times MRI_0 + 50$
Disincentive (MRI_D)	100.0 in./mile (1,975 mm/km)	$0.2 \times MRI_0 + 75$

1/ MRI_0, MRI_I, MRI_F, and MRI_D shall be in in./mile for calculation.

Smoothness assessments for high-speed mainline pavement shall be determined as follows.

SMOOTHNESS ASSESSMENT SCHEDULE (High-Speed, HMA Overlay)	
Mainline Pavement MRI Range	Assessment Per Sublot 1/
$MRI \leq MRI_I$	$+ (MRI_I - MRI) \times \$33.00$ 2/
$MRI_I < MRI \leq MRI_F$	+ $0.00
$MRI_F < MRI \leq MRI_D$	$- (MRI - MRI_F) \times \$20.00$
$MRI > MRI_D$	– $500.00

1/ MRI, MRI_I, MRI_F, and MRI_D shall be in in./mile for calculation.

2/ The maximum incentive amount shall not exceed $500.00.

Smoothness assessments will not be paid or deducted until all other contract requirements for the pavement are satisfied. Pavement that is corrected or replaced for reasons other than smoothness, shall be retested as stated herein."

Hot-Mix Asphalt (HMA) Pavement (Full-Depth)

Revise the first paragraph of Article 407.03 of the Standard Specifications to read:

"**407.03 Equipment.** Equipment shall be according to Article 406.03."

Revise Article 407.09 of the Standard Specifications to read:

"**407.09 Surface Tests.** The finished surface of the pavement shall be tested for smoothness according to Article 406.11, except as follows:

The testing of the existing pavement prior to improvements shall not apply and the smoothness assessment for high-speed mainline pavement shall be determined according to the following table.

SMOOTHNESS ASSESSMENT SCHEDULE (High-Speed, Full-Depth HMA)

Mainline Pavement MRI, in./mile (mm/km)	Assessment Per Sublot [1/]
≤ 45.0 (710)	+ (45 – MRI) × $80.00 [2/]
> 45.0 (710) to 75.0 (1,190)	+ $0.00
> 75.0 (1,190) to 100.0 (1,580)	– (MRI – 75) × $30.00
> 100.0 (1,580)	– $750.00

1/ MRI shall be in in./mile for calculation.

2/ The maximum incentive amount shall not exceed $1,200.00."

Portland Cement Concrete Pavement

Delete Article 420.03(i) of the Standard Specifications.

Revise Article 420.03(j) of the Standard Specifications to read:

"(i) Coring Machine (Note 1)"

Revise Article 420.10 of the Standard Specifications to read:

"**420.10 Surface Tests.** The finished surface of the pavement shall be tested for smoothness according to Article 406.11, except as follows.

The testing of the existing pavement prior to improvements shall not apply. The Contractor shall measure the smoothness of the finished surface of the pavement after the pavement has attained a flexural strength of 250 psi (3,800 kPa) or a compressive strength of 1,600 psi (20,700 kPa).

Membrane curing damaged during testing shall be repaired as directed by the Engineer at no additional cost to the Department.

(a) Corrective Work. No further texturing for skid resistance will be required for areas corrected by grinding. Protective coat shall be reapplied to ground areas according to Article 420.18 at no additional cost to the Department.

Pavement corrected by removal and replacement, shall be corrected in full panel sizes.

(b) Smoothness Assessments. Smoothness assessment for high-speed mainline pavement shall be determined as follows.

SMOOTHNESS ASSESSMENT SCHEDULE (High-Speed, PCC)	
Mainline Pavement MRI, in./mile (mm/km) [3/]	Assessment Per Sublot [1/]
≤ 45.0 (710)	+ (45 – MRI) × $120.00 [2/]

> 45.0 (710) to 75.0 (1,190)	+ $0.00
> 75.0 (1,190) to 100.0 (1,580)	– (MRI – 75) × $45.00
> 100.0 (1,580)	– $1,125.00

1/ MRI shall be in in./mile for calculation.

2/ The maximum incentive amount shall not exceed $1,800.00.

3/ If pavement is constructed with traffic in the lane next to it, then an additional 10 in./mile will be added to the upper thresholds."

Testing Equipment

Delete Article 1101.10 of the Standard Specifications.

80435

TEMPORARY PAVEMENT MARKING (BDE)

Effective: April 1, 2012
Revised: April 1, 2017

Revise Article 703.02 of the Standard Specifications to read:

"**703.02 Materials.** Materials shall be according to the following.

(a) Pavement Marking Tape, Type I and Type III 1095.06
(b) Paint Pavement Markings 1095.02
(c) Pavement Marking Tape, Type IV ..... 1095.11"

Revise the second paragraph of Article 703.05 of the Standard Specifications to read:

"Type I marking tape or paint shall be used at the option of the Contractor, except paint shall not be applied to the final wearing surface unless authorized by the Engineer for late season applications where tape adhesion would be a problem. Type III or Type IV marking tape shall be used on the final wearing surface when the temporary pavement marking will conflict with the permanent pavement marking such as on tapers, crossovers and lane shifts."

Revise Article 703.07 of the Standard Specifications to read:

"**703.07 Basis of Payment.** This work will be paid for as follows.

a) Short Term Pavement Marking. Short term pavement marking will be paid for at the contract unit price per foot (meter) for SHORT TERM PAVEMENT MARKING. Removal of short term pavement markings will be paid for at the contract unit price per square foot (square meter) for SHORT TERM PAVEMENT MARKING REMOVAL.

b) Temporary Pavement Marking. Where the Contractor has the option of material type, temporary pavement marking will be paid for at the contract unit price per foot (meter) for TEMPORARY PAVEMENT MARKING of the line width specified, and at the contract unit price per square foot (square meter) for TEMPORARY PAVEMENT MARKING LETTERS AND SYMBOLS.

Where the Department specifies the use of pavement marking tape, the Type III or Type IV temporary pavement marking will be paid for at the contract unit price per foot (meter) for PAVEMENT MARKING TAPE, TYPE III or PAVEMENT MARKING TAPE, TYPE IV of the line width specified and at the contract unit price per square feet (square meter) for PAVEMENT MARKING TAPE, TYPE III - LETTERS AND SYMBOLS or PAVEMENT MARKING TAPE, TYPE IV – LETTERS AND SYMBOLS.

Removal of temporary pavement markings will be paid for at the contract unit price per square foot (square meter) for TEMPORARY PAVEMENT MARKING REMOVAL.

When temporary pavement marking is shown on the Standard, the cost of the temporary pavement marking and its removal will be included in the cost of the Standard."

Add the following to Section 1095 of the Standard Specifications:

"**1095.11 Pavement Marking Tape, Type IV.** The temporary, preformed, patterned markings shall consist of a white or yellow tape with wet retroreflective media incorporated to provide immediate and continuing retroreflection during both wet and dry conditions. The tape shall be manufactured without the use of heavy metals including lead chromate pigments or other similar, lead-containing chemicals.

The white and yellow Type IV marking tape shall meet the Type III requirements of Article 1095.06 and the following.

(a) Composition. The retroreflective pliant polymer pavement markings shall consist of a mixture of high-quality polymeric materials, pigments and glass beads distributed throughout its base cross-sectional area, with a layer of wet retroreflective media bonded to a durable polyurethane topcoat surface. The patterned surface shall have approximately 40% ± 10% of the surface area raised and presenting a near vertical face to traffic from any direction. The channels between the raised areas shall be substantially free of exposed beads or particles.

(b) Retroreflectance. The white and yellow markings shall meet the following for initial dry and wet retroreflectance.

(1) Dry Retroreflectance. Dry retroreflectance shall be measured under dry conditions according to ASTM D 4061 and meet the values described in Article 1095.06 for Type III tape.

(2) Wet Retroreflectance. Wet retroreflectance shall be measured under wet conditions according to ASTM E 2177 and meet the values shown in the following table.

Wet Retroreflectance, Initial R_L

Color	R_L 1.05/88.76
White	300
Yellow	200

(c) Color. The material shall meet the following requirements for daylight reflectance and color, when tested, using a color spectrophotometer with 45 degrees circumferential/zero degree geometry, illuminant D65, and a two degree observer angle. The color instrument shall measure the visible spectrum from 380 to 720 nm with a wavelength measurement interval and spectral bandpass of 10 nm.

Color	Daylight Reflectance %Y
White	65 minimum
*Yellow	36-59

*Shall match Federal 595 Color No. 33538 and the chromaticity limits as follows.

x	0.490	0.475	0.485	0.530
y	0.470	0.438	0.425	0.456

(d) Skid Resistance. The surface of the markings shall provide an average minimum skid resistance of 50 BPN when tested according to ASTM E 303.

(e) Sampling, Testing, Acceptance, and Certification. Prior to approval and use of the wet reflective, temporary, removable pavement marking tape, the manufacturer shall submit a notarized certification from an independent laboratory, together with the results of all tests, stating that the material meets the requirements as set forth herein. The certification test report shall state the lot tested, manufacturer's name, and date of manufacture.

After approval by the Department, samples and certification by the manufacturer shall be submitted for each batch used. The manufacturer shall submit a certification stating that the material meets the requirements as set forth herein and is essentially identical to the material sent for qualification. The certification shall state the lot tested, manufacturer's name, and date of manufacture.

All costs of testing (other than tests conducted by the Department) shall be borne by the manufacturer."

80298

TRAFFIC CONTROL DEVICES - CONES (BDE)

Effective: January 1, 2019

Revise Article 701.15(a) of the Standard Specifications to read:

"(a) Cones. Cones are used to channelize traffic. Cones used to channelize traffic at night shall be reflectorized; however, cones shall not be used in nighttime lane closure tapers or nighttime lane shifts."

Revise Article 1106.02(b) of the Standard Specifications to read:

"(b) Cones. Cones shall be predominantly orange. Cones used at night that are 28 to 36 in. (700 to 900 mm) in height shall have two white circumferential stripes. If non-reflective spaces are left between the stripes, the spaces shall be no more than 2 in. (50mm) in width. Cones used at night that are taller than 36 in. (900 mm) shall have a minimum of two white and two fluorescent orange alternating, circumferential stripes with the top stripe being fluorescent orange. If non-reflective spaces are left between the stripes, the spaces shall be no more than 3 in. (75 mm) in width.

The minimum weights for the various cone heights shall be 4 lb for 18 in. (2 kg for 450 mm), 7 lb for 28 in. (3 kg for 700 mm), and 10 lb for 36 in. (5 kg for 900 mm) with a minimum of 60 percent of the total weight in the base. Cones taller than 36 in. shall be weighted per the manufacturer's specifications such that they are not moved by wind or passing traffic."

80409

WARM MIX ASPHALT (BDE)

Effective: January 1, 2012
Revised: April 1, 2016

Description. This work shall consist of designing, producing and constructing Warm Mix Asphalt (WMA) in lieu of Hot Mix Asphalt (HMA) at the Contractor's option. Work shall be according to Sections 406, 407, 408, 1030, and 1102 of the Standard Specifications, except as modified herein. In addition, any references to HMA in the Standard Specifications, or the special provisions shall be construed to include WMA.

WMA is an asphalt mixture which can be produced at temperatures lower than allowed for HMA utilizing approved WMA technologies. WMA technologies are defined as the use of additives or processes which allow a reduction in the temperatures at which HMA mixes are produced and placed. WMA is produced by the use of additives, a water foaming process, or combination of both. Additives include minerals, chemicals or organics incorporated into the asphalt binder stream in a dedicated delivery system. The process of foaming injects water into the asphalt binder stream, just prior to incorporation of the asphalt binder with the aggregate.

Approved WMA technologies may also be used in HMA provided all the requirements specified herein, with the exception of temperature, are met. However, asphalt mixtures produced at temperatures in excess of 275 °F (135 °C) will not be considered WMA when determining the grade reduction of the virgin asphalt binder grade.

Equipment.

Revise the first paragraph of Article 1102.01 of the Standard Specifications to read:

"**1102.01 Hot-Mix Asphalt Plant.** The hot-mix asphalt (HMA) plant shall be the batch-type, continuous-type, or dryer drum plant. The plants shall be evaluated for prequalification rating and approval to produce HMA according to the current Bureau of Materials and Physical Research Policy Memorandum, "Approval of Hot-Mix Asphalt Plants and Equipment". Once approved, the Contractor shall notify the Bureau of Materials and Physical Research to obtain approval of all plant modifications. The plants shall not be used to produce mixtures concurrently for more than one project or for private work unless permission is granted in writing by the Engineer. The plant units shall be so designed, coordinated and operated that they will function properly and produce HMA having uniform temperatures and compositions within the tolerances specified. The plant units shall meet the following requirements."

Add the following to Article 1102.01(a) of the Standard Specifications.

"(11) Equipment for Warm Mix Technologies.

a. Foaming. Metering equipment for foamed asphalt shall have an accuracy of ± 2 percent of the actual water metered. The foaming control system shall be electronically interfaced with the asphalt binder meter.

b. Additives. Additives shall be introduced into the plant according to the supplier's recommendations and shall be approved by the Engineer. The system for introducing the WMA additive shall be interlocked with the aggregate feed or weigh system to maintain correct proportions for all rates of production and batch sizes."

Mix Design Verification.

Add the following to Article 1030.04 of the Standard Specifications.

"(e) Warm Mix Technologies.

(1) Foaming. WMA mix design verification will not be required when foaming technology is used alone (without WMA additives). However, the foaming technology shall only be used on HMA designs previously approved by the Department.

(2) Additives. WMA mix designs utilizing additives shall be submitted to the Engineer for mix design verification."

Construction Requirements.

Revise the second paragraph of Article 406.06(b)(1) of the Standard Specifications to read:

"The HMA shall be delivered at a temperature of 250 to 350 °F (120 to 175 °C). WMA shall be delivered at a minimum temperature of 215 °F (102 °C)."

Basis of Payment.

This work will be paid at the contract unit price bid for the HMA pay items involved. Anti-strip will not be paid for separately, but shall be considered as included in the cost of the work.

80288

WEEKLY DBE TRUCKING REPORTS (BDE)

Effective: June 2, 2012
Revised: April 2, 2015

The Contractor shall submit a weekly report of Disadvantaged Business Enterprise (DBE) trucks hired by the Contractor or subcontractors (i.e. not owned by the Contractor or subcontractors) that are used for DBE goal credit.

The report shall be submitted to the Engineer on Department form "SBE 723" within ten business days following the reporting period. The reporting period shall be Monday through Sunday for each week reportable trucking activities occur.

Any costs associated with providing weekly DBE trucking reports shall be considered as included in the contract unit prices bid for the various items of work involved and no additional compensation will be allowed.

80302

WORK ZONE TRAFFIC CONTROL DEVICES (BDE)

Effective: March 2, 2020

Add the following to Article 701.03 of the Standard Specifications:

"(q) Temporary Sign Supports .....1106.02"

Revise the third paragraph of Article 701.14 of the Standard Specifications to read:

"For temporary sign supports, the Contractor shall provide a FHWA eligibility letter for each device used on the contract. The letter shall provide information for the set-up and use of the device as well as a detailed drawing of the device. The signs shall be supported within 20 degrees of vertical. Weights used to stabilize signs shall be attached to the sign support per the manufacturer's specifications."

Revise the first paragraph of Article 701.15 of the Standard Specifications to read:

"**701.15 Traffic Control Devices.** For devices that must meet crashworthiness standards, the Contractor shall provide a manufacturer's self-certification or a FHWA eligibility letter for each Category 1 device and a FHWA eligibility letter for each Category 2 and Category 3 device used on the contract. The self-certification or letter shall provide information for the set-up and use of the device as well as a detailed drawing of the device."

Revise the first six paragraphs of Article 1106.02 of the Standard Specifications to read:

"**1106.02 Devices.** Work zone traffic control devices and combinations of devices shall meet crashworthiness standards for their respective categories. The categories are as follows.

Category 1 includes small, lightweight, channelizing and delineating devices that have been in common use for many years and are known to be crashworthy by crash testing of similar devices or years of demonstrable safe performance. These include cones, tubular markers, plastic drums, and delineators, with no attachments (e.g. lights). Category 1 devices manufactured after December 31, 2019 shall be MASH-16 compliant. Category 1 devices manufactured on or before December 31, 2019, and compliant with NCHRP 350 or MASH 2009, may be used on contracts let before December 31, 2024.

Category 2 includes devices that are not expected to produce significant vehicular velocity change but may otherwise be hazardous. These include vertical panels with lights, barricades, temporary sign supports, and Category 1 devices with attachments (e.g. drums with lights). Category 2 devices manufactured after December 31, 2019 shall be MASH-16 compliant. Category 2 devices manufactured on or before December 31, 2019, and compliant with NCHRP 350 or MASH 2009, may be used on contracts let before December 31, 2024.

Category 3 includes devices that are expected to cause significant velocity changes or other potentially harmful reactions to impacting vehicles. These include crash cushions (impact

attenuators), truck mounted attenuators, and other devices not meeting the definitions of Category 1 or 2. Category 3 devices manufactured after December 31, 2019 shall be MASH-16 compliant. Category 3 devices manufactured on or before December 31, 2019, and compliant with NCHRP 350 or MASH 2009, may be used on contracts let before December 31, 2029. Category 3 devices shall be crash tested for Test Level 3 or the test level specified.

Category 4 includes portable or trailer-mounted devices such as arrow boards, changeable message signs, temporary traffic signals, and area lighting supports. It is preferable for Category 4 devices manufactured after December 31, 2019 to be MASH-16 compliant; however, there are currently no crash tested devices in this category, so it remains exempt from the NCHRP 350 or MASH compliance requirement.

For each type of device, when no more than one MASH-16 compliant is available, an NCHRP 350 or MASH-2009 compliant device may be used, even if manufactured after December 31, 2019."

Revise Articles 1106.02(g), 1106.02(k), and 1106.02(l) to read:

"(g) Truck Mounted/Trailer Mounted Attenuators. The attenuator shall be approved for use at Test Level 3. Test Level 2 may be used for normal posted speeds less than or equal to 45 mph.

(k) Temporary Water Filled Barrier. The water filled barrier shall be a lightweight plastic shell designed to accept water ballast and be on the Department's qualified product list.

Shop drawings shall be furnished by the manufacturer and shall indicate the deflection of the barrier as determined by acceptance testing; the configuration of the barrier in that test; and the vehicle weight, velocity, and angle of impact of the deflection test. The Engineer shall be provided one copy of the shop drawings.

(l) Movable Traffic Barrier. The movable traffic barrier shall be on the Department's qualified product list.

Shop drawings shall be furnished by the manufacturer and shall indicate the deflection of the barrier as determined by acceptance testing; the configuration of the barrier in that test; and the vehicle weight, velocity, and angle of impact of the deflection test. The Engineer shall be provided one copy of the shop drawings. The barrier shall be capable of being moved on and off the roadway on a daily basis."

80427

ILLINOIS DEPARTMENT OF TRANSPORTATION (IDOT)

DISTRICT 1, SPECIAL PROVISIONS

GENERATED – 9/25/2020

REVISED – 12/16/2020

SPECIAL PROVISIONS CHECK LIST
Generated – 9/25/2020 Revised – 12/16/2020

Designer: _____ **FAP:** _____
Contract No.: _____ **Section:** _____
County: _____

√	Dir	File Name	Spec Title	Spec Dates
√	DES\	1048945R.DOC	Maintenance of Roadways	E 9/30/85 R 11/1/96
	DES\	1078948R.DOC	Tollway Permit and Bond	E 01/13/89
	DES\	1080301.doc	Restriction on Working Days After a Completion Date	E 01/21/03 R 01/01/07
	DES\	1086587r.doc	Failure to Complete the Work on Time	E 09/30/85 R 01/01/07
	DES\	1088949R.DOC	Completion Date Plus Working Days	E 09/30/85 R 01/01/07
	DES\	1088951R.DOC	Incentive Payment Plan	E 10/01/95 R 01/01/07
	DES\	2080101.doc	RAP For Non-Porous Embankment and Backfill	E 04/01/01 R 01/01/07
	DES\	4020211.doc	Aggregate Surface Course for Temporary Access	E 04/01/01 R 01/02/07
	DES\	4408955R.DOC	Pavement Removal, Special	E 01/13/89 R 01/01/07
	DES\	5028956R.DOC	Rock Excavation for Structures, Special	E 09/30/85 R 01/01/07
	DES\	5038957R.DOC	Rustication Finish For Retaining Walls	E 05/01/90 R 01/01/07
	DES\	5501234R.DOC	Storm Sewer Adjacent to or Crossing Water Main	E 02/01/96 R 01/01/07
	DES\	5508960R.DOC	Storm Sewers & Sewer Connections to City of Chicago Sewers	E 09/30/85 R 01/01/07
	DES\	6008961R.DOC	Slotted Drain	E 09/30/85 R 01/01/07
	DES\	6028962R.DOC	Cleaning Existing Drainage Structures	E 09/30/85 R 12/01/11
	DES\	6068964R.DOC	Concrete Curb, Type B (Modified)	E 09/30/85 R 01/01/07
	DES\	6068965R.doc	Stabilized Median Surface	E 09/30/85 R 03/02/17
	DES\	6370499.doc	Aggregate For Concrete Barrier (D-1)	E 03/11/04 R 01/24/08
	DES\	7016789.DOC	Traffic Control & Protection (Arterials)	E 02/01/96 R 03/01/11
√	DES\	9018967R.DOC	Traffic Control Plan	E 09/30/85 R 01/01/07
√	DES\	Adjustments-Reconstructs.doc	Adjustments and Reconstructions	E 03/15/11
	DES\	AGG SUBGR IMPROVEMENT(D1).doc	Aggregate Subgrade Improvement (D1)	E 02/22/12 R 04/01/16
	DES\	Bit_Coated_Agg_Slopewall.doc	Bituminous Coated Aggregate Slopewall	E 01/01/07
	DES\	CA Backfill Trench Backfill Bedding (D1).doc	Coarse Aggregate for Backfill, Trench Backfill and Bedding (D-1)	E 11/01/11 R 11/01/13
	DES\	Cofferdam (Type 1) (InStream_Wetland Work)(D-1).docx	Cofferdam (Type 1) (In-Stream/Wetland Work) (D-1)	E 01/01/19 R
	DES\	Conc_Noise_Abate_Wall(D1).docx	Concrete Noise Abatement Walls (Absorptive & Reflective)(Dist 1)	E 09/05/08 R 12/18/18
	DES\	Construction Layout Special For Resurfacing With ADA and Stand Alone ADA (D-1).docx	Construction Layout Special for resurfacing with ADA and stand alone ADA (D1)	E 01/01/17 R 04/17/17
	DES\	CTA_Flag_Coordination.doc	CTA Flagging and Coordination	E 05/14/98 R 08/27/09
	DES\	Curb or Combination Curb and Gutter Removal and Replacement (D-1).docx	Curb or Combination Curb and Gutter Removal and Replacement (D-1)	E 11/01/20 R
	DES\	Detectable Warnings (Special) in City of Chicago (D-1).docx	Detectable Warnings (Special) in City of Chicago	E 07/20/17
√	DES\	Drain_Inlet_Prot_Undr_Traff(D1).doc	Drainage And Inlet Protection Under Traffic (D-1)	E 04/01/11 R 04/02/11
	DES\	Embankment_I.doc	Embankment I	E 03/01/11 R 11/01/13
	DES\	Embankment_II.doc	Embankment II	E 03/01/11 R 11/01/13
	DES\	ENG FIELD OFF TY A (SP).doc	Engineer's Field Office Type A (Special)	E 12/01/11 R 05/01/13
√	DES\	Friction Agg(D-1).doc	Friction Aggregate (D-1)	E 01/01/11 R 11/01/19
	DES\	Grade_Shape_Shldr.doc	Grading and Shaping Shoulders	E 12/28/01 R 01/01/07
√	DES\	GTR Modified Binder(D-1).doc	Ground Tire Rubber (GTR) Modified Asphalt Binder (D-1)	E 06/29/06 R 04/01/16

SPECIAL PROVISIONS CHECK LIST
Generated – 9/25/2020 Revised – 12/16/2020

Designer: _____ **FAP:** _____
Contract No.: _____ **Section:** _____
County: _____

√	DES\	HMA Binder and Surface Course (D-1).docx	HMA Binder and Surface Course (D-1)	E 11/01/19 R 11/01/20
	DES\	HMA - Mixture Design Verification & Production (Mod for I-FIT) (D-1).docx	HMA – Mixture Design Verification & Production (Modified for I-FIT Data) (D-1)	E 01/01/19 R 11/01/20
	DES\	Hot in Place Recycle.doc	Pavement Rehabilitation by Hot In-Place Recycling	E 07/11/03 R 05/05/14
	DES\	LightwtCellularConcFill(D1).docx	Lightweight Cellular Concrete Fill (D-1)	E 11/11/01 R 06/18/18
√	DES\	Pub_Conv_Sfty(D1).doc	Public Convenience and Safety (D-1)	E 05/01/12 R 07/15/12
	DES\	Slipform Paving (D-1).doc	Slipform Paving (D-1)	E 11/01/14
	DES\	Status_Utility (D-1).doc	Status Of Utilities (D-1)	E 06/01/2016 R 1/1/20
	DES\	TEMP_PVMT.doc	Temporary Pavement	E 03/01/03 R 04/10/08
	DES\	WINTERIZED TEMP ACCESS 3-5-12.doc	Winterized Temporary Access	E 01/01/12 R 03/05/12
		Bureau of Electrical Special Provisions		
	ELE\	810.02-UNDERGROUND RACEWAYS.doc	Underground Raceways	E 3/1/2015
	ELE\	Combination_Controller_2018.doc	Combination Lighting Controller	E 2/1/2015 R 4/1/2018
	ELE\	Elec_Serv_Disc_lgt_sig_2012.doc	Electric Service Disconnect, Lighting And Traffic Signal	E: 1/1/2012
	ELE\	Fiber Optic Cable_SM_2013_v2.doc	Fiber Optic Cable	E 3/15/2013
	ELE\	Fiber Optic Cable_SM_Micro_2018_v1.doc	Fiber Optic Cable	E 2/1/18
	ELE\	Fiber Optic Cable_Splice_2014_v1.doc	Fiber Optic Cable	E 6/1/2014
	ELE\	General_Electrical_Provisions_2019_v1.doc	General Electrical Requirements GPS	E 9/1/2019
	ELE\	HighMast_Luminaire_LED_2019.docx	Luminaire, LED, Highmast	E 9/1/19
	ELE\	HPS_Underpass_2012.doc	Underpass Luminaire, HPS, Stainless Steel Housing	E 1/1/2012
	ELE\	Innerduct_v4_2014.doc	Wire and Cable	E 10/1/2014
	ELE\	Junction_Box_Embedded_2012.doc	Junction Box Embedded in Structure	E 1/1/2012
	ELE\	Light_Tower__2016_Galvanized_AASHTO_exception_v2.doc	LIGHT TOWER	E 4/1/2016
	ELE\	Lighting_Controller_SCADA_2012.doc	Lighting Controller, Radio Control, Duplex, Console Type	E 1/1/2012
	ELE\	Lighting_Maint_2017.doc	Maintenance of Lighting Systems	E 3/1/2017
	ELE\	Luminaire_2012.doc	Luminaire	E 1/1/2012
	ELE\	Luminaire_safety_cable_2012.DOC	Luminaire Safety Cable Assembly	E 1/1/2012
	ELE\	Microduct_2018.doc	Underground Conduit, Multi-Duct, 16mm Microducts	E 1/1/18
	ELE\	Microduct_2018_v2.doc	Underground Conduit, Multi-Duct, 16mm Microducts	E 10/1/18
	ELE\	Protect_Underpass_LightingSystem_2012.doc	Protect & Maintain Underpass Luminaires	E 1/1/2012
	ELE\	Raceway_Exposed_2012.DOC	Exposed Raceways	E 1/1/2012
	ELE\	Roadway_Luminaire_LED_2019.docx	Roadway Luminaire, LED	E 9/1/19
	ELE\	Service_Connection_2012.doc	Electric Utility Service Connection (ComEd)	E 1/1/2012
	ELE\	Service_Install_2012.doc	Electric Service Installation	E 1/1/2012
	ELE\	Temp_light_SingleLaneStg_2012.doc	Temporary Lighting For Single Lane Staging	E 01/01/2012
	ELE\	Temp_pole_install_2012.DOC	Temporary Wood Pole, Install Only	E 1/1/2012
	ELE\	Underpass_Luminaire_LED_2019v2.docx	Underpass Luminaire, LED	E 10/1/19
	ELE\	Unit_Duct_2012.DOC	Unit Duct	E 1/01/2012
	ELE\	Wire_Cable_2012.doc	Wire and Cable	E 1/1/2012
		Guide Bridge Special Provisions		

SPECIAL PROVISIONS CHECK LIST
Generated – 9/25/2020 Revised – 12/16/2020

Designer: _____ **FAP:** _____
Contract No.: _____ **Section:** _____
County: _____

	GBS\	gbsp04.doc	Polymer Modified Portland Cement Mortar	E 6/7/94 R 04/01/16
	GBS\	gbsp12.doc	Drainage System	E 6/10/94 R 6/24/15
	GBS\	gbsp13.doc	High Load Multi-Rotational Bearings	E 10/13/88 R 04/01/16
	GBS\	gbsp14.doc	Jack and Remove Existing Bearings	E 4/20/94 R 4/13/18
	GBS\	gbsp15.doc	Three Sided Precast Concrete Structure	E 7/12/94 R 12/21/16
	GBS\	gbsp16.doc	Jacking Existing Superstructure	E 1/11/93 R 4/13/18
	GBS\	gbsp17.doc	Bonded Preformed Joint Seal	E 7/12/94 R 04/01/16
	GBS\	gbsp18.doc	Modular Expansion Joint	E 5/19/94 R 12/29/14
	GBS\	gbsp21.doc	Cleaning and Painting Contact Surfaces of Existing Steel Structures	E 5/15/91 R 4/13/18
	GBS\	GBSP25.doc	Cleaning and Painting Existing Steel Structures	E 10/02/01 R 04/22/16
	GBS\	GBSP26.doc	Containment and Disposal of Lead Paint Cleaning Residues	E 10/02/01 R 04/22/16
	GBS\	gbsp28.doc	Deck Slab Repair	E 5/15/95 R 4/13/18
	GBS\	gbsp29.doc	Bridge Deck Microsilica Concrete Overlay	E 5/15/95 R 10/20/17
	GBS\	gbsp30.doc	Bridge Deck Latex Concrete Overlay	E 5/15/95 R 10/20/17
	GBS\	gbsp31.doc	Bridge Deck HRM Concrete Overlay	E 1/21/00 R 3/1/19
	GBS\	gbsp33.doc	Pedestrian Truss Superstructure	E 1/13/98 R 12/29/14
	GBS\	GBSP34.doc	Concrete Wearing Surface	E 6/23/94 R 10/04/16
	GBS\	GBSP35.doc	Silicone Bridge Joint Sealer	E 8/1/95 R 10/15/11
	GBS\	GBSP45.doc	Bridge Deck Thin Polymer Overlay	E 05/07/97 R 02/06/13
	GBS\	GBSP51.doc	Pipe Underdrains for Structures	E 5/17/00 R 01/22/10
	GBS\	GBSP53.doc	Structural Repair of Concrete	E 03/15/06 R 04/01/16
	GBS\	GBSP55.doc	Erection of Curved Steel Structures	E 06/01/07 R
	GBS\	GBSP56.doc	Setting Piles In Rock	E 11/14/96 R 04/01/16
	GBS\	GBSP59.docx	Diamond Grinding and Surface Testing Bridge Sections	E 12/6/04 R 12/21/16
	GBS\	GBSP60.doc	Containment and Disposal of Non Lead Paint Cleaning Residues	E 11/25/04 R 04/22/16
	GBS\	GBSP61.doc	Slipform Parapet	E 06/01/07 R 03/01/19
	GBS\	gbsp67.doc	Structural Assessment Reports for Contractor's Means and Methods	E 03/06/09 R 10/05/15
	GBS\	GBSP71.doc	Aggregate Column Ground Improvement	E 01/15/09 R 10/15/11
	GBS\	GBSP72.doc	Bridge Deck Fly Ash or Ground Granulated Blast-Furnace Concrete Overlay	E 1/18/11 R 3/1/19
	GBS\	GBSP75.doc	Bond Breaker for Prestressed Concrete Bulb-T Beams	E 04/19/12 R
	GBS\	GBSP77.doc	Weep Hole Drains for Abutments, Wingwalls, Retaining Walls and Culverts	E 04/19/12 R 10/22/13
	GBS\	GBSP78.doc	Bridge Deck Construction	E 10/22/13 R 12/21/16
	GBS\	GBSP79.doc	Bridge Deck Grooving (Longitudinal)	E 12/29/14 R 4/1/16
	GBS\	GBSP81.docx	Membrane Waterproofing for buried Structures	E 10/04/16 R 3/1/19
	GBS\	GBSP82.docx	Metallizing of Structural Steel	E 10/4/16 R 10/20/17
	GBS\	GBSP83.docx	Hot Dip Galvanizing for Structural Steel	E 6/22/99 R 10/20/17
	GBS\	GBSP85.doc	Micropiles	E 04/19/96 R 10/5/15
	GBS\	GBSP86.doc	Drilled Shafts	E 10/05/15 R 10/04/16
	GBS\	GBSP87.doc	Lightweight Cellular Concrete Fill	E 11/11/01 R 04/01/16
	GBS\	GBSP88.doc	Corrugated Structural Plate Structures	E 4/22/16 R 4/13/18
	GBS\	GBSP89.docx	Preformed Pavement Joint Seal	E 10/4/16 R 3/1/19

SPECIAL PROVISIONS CHECK LIST
Generated – 9/25/2020 Revised – 12/16/2020

Designer: _____ **FAP:** _____
Contract No.: _____ **Section:** _____
County: _____

	GBS\	gbsp90.doc	Three Sided Precast Concrete Structure	E 12/21/16 R 4/13/18
	GBS\	GBSP91.docx	Crosshole Sonic Logging Testing of Drilled Shafts	E 12/21/16 R
	GBS\	GBSP92.docx	Thermal Integrity Testing of Drilled Shafts	E 04/20/16 R
	GBS\	GBSP93.docx	Preformed Bridge Joint Seal	E 12/21/16 R 3/1/19
	GBS\	GBSP94.doc	Warranty for Cleaning and Painting Steel Structures	E 3/3/00 R 11/24/04
	GBS\	GBSP95.doc	Bituminous Coated Aggregate Slopewall	E 3/21/97 R 4/13/18
	GBS\	index.doc	GBSP Check Sheet	
		Bridge and Roadway Maintenance Special Provisions		
	MNT1\	ADJRCK.doc	Adjust Rocker and Sole Plate	E 01/23/95 R 01/01/07
	MNT1\	APPR_SLAB_REM&REPL.doc	Approach Slab Removal & Replacement	E 12/28/01 R 08/01/15
	MNT1\	APSLRP.DOC	Approach Slab Repair	E 03/13/97 R 09/25/09
	MNT1\	Bmstrt.doc	Beam Straightening	E 12/06/94 R 01/01/07
	MNT1\	Brgpad.doc	Bearing Pad Adjustment	E 07/27/94 R 01/01/07
	MNT1\	Bridge_Drain_Sys_Repair.doc	Bridge Drainage System Repairs	E 11/16/10 R 09/15/11
	MNT1\	BRR.doc	Bridge Rail Removal	E 04/15/99 R 01/01/07
	MNT1\	Cleaning Drainage System.doc	Cleaning Drainage System	E 06/21/04 R 08/30/10
	MNT1\	Concscar.doc	Concrete Bridge Deck Scarification [W/New Hma Overlay W/O Wms]	E 11/22/02 R 01/01/07
	MNT1\	CWS.DOC	Concrete Wearing Surface [Use on Slab Bridges - for PPC Dk Bms use GBSP34]	E 06/23/94 R 01/01/07
	MNT1\	Debris_Removal.doc	Debris Removal	E 06/27/02
	MNT1\	dowelrp.doc	Dowel Repair	E 07/27/94 R 01/01/07
	MNT1\	EPXINJ.DOC	Epoxy Injection	E 12/06/94 R 01/01/07
	MNT1\	Fldrex.doc	Floor Drain Extension	E 02/01/96 R 04/07/98
	MNT1\	Grade_Shape_Foreslope.doc	Grading And Shaping Foreslopes	E 04/01/08
	MNT1\	Groutrp.doc	Grout Repair	E 07/27/94 R 01/01/07
	MNT1\	HMArm1.doc	Hot-Mix Asphalt Surface Removal Complete	E 12/08/93 R 01/01/07
	MNT1\	HMArm2.DOC	Hot-Mix Asphalt Surface Removal [Use w/ PPC Deck Beams]	E 07/27/94 R 01/01/07
	MNT1\	HMArm3.doc	Hot-Mix Asphalt Surface Removal (Deck)	E 04/29/96 R 01/01/07
	MNT1\	HMArm4.doc	Hot-Mix Asphalt Surface Removal [Use w/Deck Slab Repairs]	E 07/27/94 R 01/01/07
	MNT1\	Jckcrb.doc	Jacking and Cribbing	E 10/05/99 R 01/01/07
	MNT1\	JKRPBR.DOC	Jack and Reposition Bearings	E 12/15/93 R 07/15/96
	MNT1\	Keep_Toll_Open_To_Traffic.doc	Keeping the Tollway Open to Traffic	E 03/22/96 R 10/12/10
	MNT1\	Keywyrp.doc	Keyway Repair	E 07/27/94 R 08/12/11
	MNT1\	NIGHT_WZ_LIGHT(D1).doc	Nighttime Work Zone Lighting (D1)	E 11/01/08 R 06/15/10
	MNT1\	PINLNK.DOC	Pin and Link Replacement	E 11/20/95 R 06/20/96
	MNT1\	PINRR.DOC	Pin Replacement	E 06/11/96 R 06/20/96
	MNT1\	plexdd.doc	Plug Existing Deck Drains	E 11/06/96 R 01/01/07
	MNT1\	PPROSH.DOC	Permanent Protective Shield System	E 10/03/96 R 06/27/08
	MNT1\	PrGrAng.doc	Pressure Grouting Angles	E 06/01/93 R 01/01/07
	MNT1\	reancr.doc	Re-Anchor Existing Expansion Joint Angles	E 02/20/98
	MNT1\	REBAR.DOC	Cleaning and Painting Exposed Rebar	E 03/20/97 R 01/01/07
	MNT1\	RECIBm.doc	Removal of Existing Concrete I-Beam	E 07/09/98 R 05/05/99
	MNT1\	REXPPCDB.doc	Removal of Existing Precast Prestressed Concrete Deck Beams	E 10/28/98 R 01/01/07
	MNT1\	RREXRL.DOC	Removing and Re-Erecting Existing Railing	E 10/31/96 R 01/01/07

SPECIAL PROVISIONS CHECK LIST
Generated – 9/25/2020 Revised – 12/16/2020

Designer: _____ **FAP:** _____
Contract No.: _____ **Section:** _____
County: _____

	MNT1\	Scarify.doc	Concrete Bridge Deck Scarification	E 05/15/95 R 01/01/07
	MNT1\	SteelRem.doc	Structural Steel Removal	E 10/03/97 R 01/01/07
	MNT1\	steelrep.doc	Structural Steel Repair	E 12/15/00 R 01/01/07
	MNT1\	STRBM.DOC	Straighten Bent Members	E 01/23/97 R 06/19/06
	MNT1\	StructRepConcr(SP).doc	Structural Repair Of Concrete (Special)	E 04/02/07
	MNT1\	Tmpsh1.doc	Temporary Shoring & Cribbing [when req'd for damaged beam replacement; requires SE]	E 06/16/92 R 03/11/03
	MNT1\	Tmpsh1a.doc	Temporary Shoring & Cribbing [when "May be req'd" for or Day Labor beam replacement; No SE req'd]	E 06/16/92 R 04/22/03
	MNT1\	Tmpsh2.doc	Temporary Shoring and Cribbing [for use w/longitudinal joint. closure on slab bridges]	E 07/27/94 R 03/11/03
	MNT1\	TMPSH3.DOC	Temporary Shoring and Cribbing [Use during Pile Repair]	E 07/16/92 R 03/11/03
	MNT1\	TMPSH4.DOC	Temporary Shoring and Cribbing [Use to support Beams over substructure repair]	E 7/16/92 R 10/17/11
	MNT1\	TMPSH5.DOC	Temporary Shoring and Cribbing [Support Slab Bridge during Joint reconstruction]	E 07/16/92 R 03/11/03
	MNT1\	TMPSH6.DOC	Temporary Shoring and Cribbing [support effected beam during beam end repairs]	E 10/22/04 R 11/09/04
	MNT1\	TMPSLB.DOC	Temporary Slab Support System [use with beam replacement]	E 07/27/94 R 03/11/03
	MNT1\	TMPSP1.DOC	Temporary Support System [Use for Pin & Link Replacement]	E 11/20/95 R 04/04/97
	MNT1\	TMPSP2.DOC	Temporary Support System [Use if Pins over RR]	E 11/20/95 R 03/11/03
	MNT1\	Work_Zone_Traff_Ctrl(D1-M).doc	Work Zone Traffic Control (D-1 Maintenance)	E 05/30/96 R 06/15/10
	MNT2\	COARSE SAND PLACEMENT.doc	Coarse Sand Placement	E 02/07/07
	MNT2\	GENERAL REQUIREMENTS FOR WEED CONTROL SPRAYING.doc	General Requirements For Weed Control Spraying	E 02/07/07
	MNT2\	MULCH PLACEMENT FOR WOODY PLANTS.doc	Mulch Placement For Woody Plants	E 02/07/07
	MNT2\	Pruning-safety.doc	Pruning For Safety And Equipment Clearance	E 10/31/06
	MNT2\	SELECTIVE CLEARING.doc	Selective Clearing	E 02/08/07
	MNT2\	WEED CONTROL PRE-EMERGENT GRANULAR HERBICIDE.doc	Weed Control, Pre-Emergent Granular Herbicide	E 07/29/02 R 02/07/07
	MNT2\	WEED CONTROL, NON-SELECTIVE AND NON-RESIDUAL.doc	Weed Control, Non-Selective And Non-Residual	E 02/07/07
	MNT2\	WEED CONTROL, TEASEL (POUND).doc	Weed Control, Teasel (Pound)	E 02/07/07
		Bureau of Traffic Special Provisions		
	TRF\	701.01T-KEEPING THE EXPRESSWAY OPEN TO TRAFFIC.doc	Keeping The Expressway Open To Traffic	E 03/22/96 R 10/09/20
	TRF\	701.02T-FAILURE TO OPEN TRAFFIC LANES TO TRAFFIC.docx	Failure To Open Traffic Lanes To Traffic	E 03/22/96 R 02/09/05
	TRF\	701.03T-TRAFFIC CONTROL AND PROTECTION (EXPRESSWAYS).doc	Traffic Control And Protection (Expressways)	E 03/08/96 R 04/01/19
	TRF\	701.04T-TRAFFIC CONTROL SURVIELLANCE (EXPRESSWAYS).doc	Traffic Control Surveillance (Expressways)	E 10/25/95 R 01/21/15
√	TRF\	701.06T-TEMPORARY INFORMATION SIGNING.docx	Temporary Information Signing	E 11/13/96 R 01/29/20

SPECIAL PROVISIONS CHECK LIST
Generated – 9/25/2020 Revised – 12/16/2020

Designer: _____ **FAP:** _____
Contract No.: _____ **Section:** _____
County: _____

	TRF\	701.07T-TRAFFIC CONTROL FOR WORK ZONE AREAS.docx	Traffic Control For Work Zone Areas	E 09/14/95 R 01/01/07
√	TRF\	701.08Ta-KEEPING ARTERIAL ROADWAYS OPEN TO TRAFFIC (LANE CLOSURES ONLY).docx	Keeping Arterial Roadways Open to Traffic (Lane Closures Only)	E 01/22/03 R 08/10/17
	TRF\	701.08Tb-KEEPING ARTERIAL ROADWAYS OPEN TO TRAFFIC (WITH 15 MIN FULL STOPS).docx	Keeping Arterial Roadways Open to Traffic (With 15 MIN Full Stops)	E 01/22/03 R 08/10/17
	TRF\	701.15T-SPEED DISPLAY TRAILER (D1).docx	Speed Display Trailer (D1)	E 4/01/15; R 1/1/17
	TRF\	720.01TS-MAST ARM SIGN PANELS.docx	Mast Arm Sign Panels	E 05/22/02 R 07/01/15
	TRF\	720.02TS-SIGN SHOP DRAWING SUBMITTAL.docx	Sign Shop Drawing Submittal	E 01/22/13 R 07/01/15
	TRF\	733.09T-OVERHEAD SIGN STRUCTURE BRIDGE MOUNTED.docx	Overhead Sign Structure - Bridge Mounted	E 07/01/15 R 3/1/2017
	TRF\	780.01T-45 MIL HOT SPRAY THERMOPLASTIC PAVEMENT MARKING.docx	45 Mil Hot Spray Thermoplastic Pavement Marking	E 02/28/94 R 12/18/12
	TRF\	800.01TS-TRAFFIC SIGNAL GENERAL REQUIREMENTS.docx	Traffic Signal General Requirements	E 05/22/02 R 03/25/16
	TRF\	800.02TS-OPTIMIZE TRAFFIC SIGNAL SYSTEM.docx	Optimize Traffic Signal System	E 05/22/02 R 07/01/15
	TRF\	800.03TS-RE-OPTIMIZE TRAFFIC SIGNAL SYSTEM.docx	Re-Optimize Traffic Signal System	E 05/22/02 R 07/01/15
	TRF\	805.01TS-SERVICE INSTALLATION (TRAFFIC SIGNALS).docx	Service Installation (Traffic Signals)	E 05/22/02 R 06/15/16
	TRF\	806.01TS-GROUNDING OF TRAFFIC SIGNAL SYSTEMS.docx	Grounding Of Traffic Signal Systems	E 05/22/02 R 07/01/15
	TRF\	810.01TS-COILABLE NON-METALLIC CONDUIT.docx	Coilable Non-Metallic Conduit	E 05/22/02 R 07/01/15
	TRF\	810.02TS-UNDERGROUND RACEWAYS.docx	Underground Raceways	E 05/22/02 R 07/01/15
	TRF\	810.03TS-ROD AND CLEAN EXISTING CONDUIT.docx	Rod And Clean Existing Conduit	E 01/01/15 R 07/01/15
	TRF\	814.01TS-HANDHOLES.docx	Handholes	E 01/01/02 R 07/01/18
	TRF\	817.02TS-FIBER OPTIC TRACER CABLE.docx	Fiber Optic Tracer Cable	E 05/22/02 R 07/01/15
	TRF\	850.01TS-MAINTENANCE OF EXISTING TRAFFIC SIGNAL AND FLASHING BEACON INSTALLATION.docx	Maintenance Of Existing Traffic Signal Installation	E 05/22/02 R 07/01/15
	TRF\	851.01TS-TRAFFIC SIGNAL PAINTING.docx	Traffic Signal Painting	E 05/22/02 R 07/01/15
	TRF\	857.01TS-FULL-ACTUATED CONTROLLER (SPECIAL).docx	Full-Actuated Controller (Special)	E 09/26/95 R 11/01/20
	TRF\	857.02TS-FULL-ACTUATED CONTROLLER AND CABINET.docx	Full-Actuated Controller And Cabinet	E 01/01/02 R 11/01/20
	TRF\	857.03TS-RAILROAD, FULL-ACTUATED CONTROLLER AND CABINET.docx	Railroad, Full-Actuated Controller And Cabinet	E 01/01/02 R 11/01/20
	TRF\	860.01TS-MASTER CONTROLLER.docx	Master Controller	E 05/22/02 R 01/01/19
	TRF\	862.01TS-UNINTERRUPTABLE POWER SUPPLY, SPECIAL.docx	Uninterruptable Power Supply, Special	E 01/01/13 R 05/19/16
	TRF\	862.02TS-UNINTERRUPTABLE POWER SUPPLY, GROUND MOUNTED.docx	Uninterruptable Power Supply, Ground Mounted	E 01/01/12 R 07/01/15
	TRF\	871.01TS-FIBER OPTIC CABLE.docx	Fiber Optic Cable	E 05/22/02 R 07/01/15

SPECIAL PROVISIONS CHECK LIST
Generated – 9/25/2020 Revised – 12/16/2020

Designer: _____ **FAP:** _____
Contract No.: _____ **Section:** _____
County: _____

	TRF\	873.01TS-ELECTRIC CABLE.docx	Electric Cable	E 05/22/02 R 07/01/15
	TRF\	873.02TS-GROUNDING EXISTING HANDHOLE FRAME AND COVER.docx	Grounding Existing Handhole Frame And Cover	E 05/22/02 R 07/01/15
	TRF\	873.03TS-EVP SYSTEM LINE SENSOR CABLE, NO. 20 3C.docx	Emergency Vehicle Priority System Line Sensor Cable, No. 20 3/C	E 01/01/13 R 07/01/15
	TRF\	873.04TS-RAILROAD INTERCONNECT CABLE.docx	Railroad Interconnect Cable	E 05/22/02 R 07/01/15
	TRF\	875.01TS-TRAFFIC SIGNAL POST.docx	Traffic Signal Post	E 05/22/02 R 11/01/18
	TRF\	875.02TS-PEDESTRIAN SIGNAL POST.docx	Pedestrian Signal Post	E 01/01/20
	TRF\	877.01TS-MAST ARM ASSEMBLY AND POLE.docx	Mast Arm Assembly And Pole	E 05/22/02 R 07/01/15
	TRF\	878.01TS-CONCRETE FOUNDATIONS.docx	Concrete Foundations	E 05/22/02 R 11/01/18
	TRF\	878.02TS-REMOVE AND REPLACE ANCHOR BOLTS.docx	Remove And Replace Anchor Bolts	E 01/01/14 R 07/01/15
	TRF\	878.03TS-CONCRETE FOUNDATION, PEDESTRIAN POST.docx	Concrete Foundation, Pedestrian Post	E 04/01/19 R 11/01/20
	TRF\	880.01TS-LED SIGNAL HEAD AND OPTICALLY PROGRAMMED LED SIGNAL HEAD.docx	Light Emitting Diode (Led) Signal Head And Optically Programmed Led Signal Head	E 05/22/02 R 07/01/15
	TRF\	880.02TS-FLASHING BEACON INSTALLATION, RELOCATION AND REMOVAL.docx	Flashing Beacon Installation, Relocation And Removal	E 01/01/07 R 07/01/15
	TRF\	881.01TS-LED PEDESTRIAN SIGNAL HEAD.docx	Light Emitting Diode (Led) Pedestrian Signal Head	E 05/22/02 R 07/01/15
	TRF\	882.01TS-TRAFFIC SIGNAL BACKPLATE.docx	Traffic Signal Backplate	E 05/22/02 R 07/01/15
	TRF\	886.01TS-DETECTOR LOOP.docx	Detector Loop	E 05/22/02 R 07/01/18
	TRF\	886.02TS-DETECTOR LOOP REPLACEMENT AND OR INSTALLATION.docx	Detector Loop Replacement And/Or Installation (Roadway Grinding, Resurfacing, & Patching Operations)	E 01/01/85 R 01/05/16
	TRF\	886.03TS-RADAR VEHICLE DETECTION SYSTEM.docx	Radar Vehicle Detection System	E 07/01/15 R 05/09/17
	TRF\	886.04TS-VIDEO VEHICLE DETECTION SYSTEM.docx	Video Vehicle Detection System	E 01/01/20
	TRF\	887.01TS-EMERGENCY VEHICLE PRIORITY SYSTEM.docx	Emergency Vehicle Priority System	E 05/22/02 R 07/01/15
	TRF\	887.02TS-RELOCATE EXISTING EVP SYSTEM, DETECTOR UNIT.docx	Relocate Existing Emergency Vehicle Priority System, Detector Unit	E 01/01/02 R 07/01/15
	TRF\	887.03TS-RELOCATE EXISTING EVP SYSTEM, PHASING UNIT.docx	Relocate Existing Emergency Vehicle Priority System, Phasing Unit	E 01/01/02 R 07/01/15
	TRF\	888.01TS-PEDESTRIAN PUSH-BUTTON.docx	Pedestrian Push-Button	E 05/22/02 R 07/01/15
	TRF\	888.02TS-ACCESSIBLE PEDESTRIAN SIGNALS.docx	Accessible Pedestrian Signals	E 04/01/03 R 07/01/15
	TRF\	890.01TS-TEMPORARY TRAFFIC SIGNAL INSTALLATION.docx	Temporary Traffic Signal Installation	E 05/22/02 R 01/01/17
	TRF\	890.02TS-TEMPORARY TRAFFIC SIGNAL TIMING.docx	Temporary Traffic Signal Timing	E 05/22/02 R 07/01/15
	TRF\	891.01TS-ILLUMINATED SIGN, LED.docx	Illuminated Sign, Led	E 05/22/02 R 07/01/15
	TRF\	891.02TS-LED INTERNALLY ILLUMINATED STREET NAME SIGN.docx	Led Internally Illuminated Street Name Sign	E 05/22/02 R 07/01/18

SPECIAL PROVISIONS CHECK LIST
Generated – 9/25/2020 Revised – 12/16/2020

Designer: _____ **FAP:** _____
Contract No.: _____ **Section:** _____
County: _____

	TRF\	895.01TS-MODIFY EXISTING CONTROLLER CABINET.docx	Modify Existing Controller Cabinet	E 05/22/02 R 07/01/15
	TRF\	895.02TS-REMOVE EXISTING TRAFFIC SIGNAL EQUIPMENT.docx	Remove Existing Traffic Signal Equipment	E 05/22/02 R 07/01/15
	TRF\	895.03TS-MODIFY EXISTING TYPE D FOUNDATION.docx	Modify Existing Type "D" Foundation	E 01/01/02 R 07/01/15
	TRF\	895.04TS-REBUILD EXISTING HANDHOLE.docx	Rebuild Existing Handhole	E 01/01/02 R 07/01/15
	TRF\	895.05TS-REBUILD EXISTING HANDHOLE TO HEAVY-DUTY HANDHOLE.docx	Rebuild Existing Handhole To Heavy-Duty Handhole	E 01/01/02 R 07/01/15
	TRF\	895.06TS-RELOCATE EXISTING PEDESTRIAN PUSH-BUTTON.docx	Relocate Existing Pedestrian Push-Button	E 08/04/17
FOLLOWING ARE THE CURRENT BDE SPECIAL PROVISIONS ISSUED BY THE CENTRAL BUREAU OF DESIGN AND ENVIRONMENT. PRELIMINARY AND FINAL SPECIAL PROVISIONS THAT ARE DISTRIBUTED FOR DISTRICT OR OUTSIDE AGENGY REVIEW SHOULD INCLUDE A COPY OF EACH APPLICABLE BDE SPECIAL PROVISION. FINAL SUBMITTAL TO THE CENTRAL OFFICE SHOULD ONLY INCLUDE THE BDE SPECIAL PROVISION CHECK SHEET WITH THE APPLICABLE SPECIAL PROVISIONS CHECKED				
	ZD&E\	20338.doc	TRAINING SPECIAL PROVISIONS	E 10/15/75
	ZD&E\	3426I.doc	RAILROAD PROTECTIVE LIABILITY INSURANCE	E 12/01/86 R 01/01/06
	ZD&E\	5026I.doc	BUILDING REMOVAL - CASE I (NON-FRIABLE AND FRIABLE ASBESTOS ABATEMENT)	E 09/01/90 R 04/01/10
	ZD&E\	5048I.doc	BUILDING REMOVAL - CASE II (NON-FRIABLE ASBESTOS ABATEMENT)	E 09/01/90 R 04/01/10
	ZD&E\	5049I.doc	BUILDING REMOVAL - CASE III (FRIABLE ASBESTOS ABATEMENT)	E 09/01/90 R 04/01/10
	ZD&E\	5053I.doc	BUILDING REMOVAL - CASE IV (NO ASBESTOS)	E 09/01/90 R 04/01/10
	ZD&E\	80029.docx	DISADVANTAGED BUSINESS ENTERPRISE PARTICIPATION	E 09/01/00 R 03/2/19
	ZD&E\	80045.doc	MATERIAL TRANSFER DEVICE	E 06/15/99 R 08/01/14
	ZD&E\	80071.doc	WORKING DAYS	E 01/01/02
	ZD&E\	80099.docx	ACCESSIBLE PEDESTRIAN SIGNALS (APS)	E 04/01/03 R 04/01/20
	ZD&E\	80127.doc	STEEL COST ADJUSTMENT	E 04/02/04 R 08/01/17
	ZD&E\	80157.docx	RAILROAD PROTECTIVE LIABILITY INSURANCE (5 and 10)	E 01/01/06
	ZD&E\	80173.doc	BITUMINOUS MATERIALS COST ADJUSTMENTS	E 11/2/06 R 08/01/17
	ZD&E\	80192.doc	AUTOMATED FLAGGER ASSISTANCE DEVICES	E 01/01/08
	ZD&E\	80198.doc	COMPLETION DATE (VIA CALENDAR DAYS)	E 04/01/08
	ZD&E\	80199.doc	COMPLETION DATE (VIA CALENDAR DAYS) PLUS WORKING DAYS	E 04/01/08
	ZD&E\	80229.doc	FUEL COST ADJUSTMENT	E 04/01/09 R 08/01/17
	ZD&E\	80241.doc	BRIDGE DEMOLITION DEBRIS	E 07/01/09
	ZD&E\	80261.doc	CONSTRUCTION AIR QUALITY-DIESEL RETROFIT	E 06/01/10 R 11/01/14
	ZD&E\	80274.doc	AGGREGATE SUBGRADE IMPROVEMENT	E 04/01/12 R 04/01/16
	ZD&E\	80288.doc	WARM MIX ASPHALT	E 01/01/12 R 04/01/16

SPECIAL PROVISIONS CHECK LIST
Generated – 9/25/2020 Revised – 12/16/2020

Designer: _____ **FAP:** _____
Contract No.: _____ **Section:** _____
County: _____

	ZD&E\	80293.doc	CONCRETE BOX CULVERTS WITH SKEWS > 30 DEGREES AND DESIGN FILLS < 5 FEET	E 04/01/12 R 07/01/16
	ZD&E\	80298.doc	TEMPORARY PAVEMENT MARKING	E 04/01/16 R 04/01/17
	ZD&E\	80300.doc	PREFORMED PLASTIC PAVEMENT MARKING TYPE D - INLAID	E 04/01/12 R 04/01/16
	ZD&E\	80302.doc	WEEKLY DBE TRUCKING REPORTS	E 06/02/12 R 04/02/15
	ZD&E\	80304.docx	GROOVING FOR RECESSED PAVEMENT MARKINGS	E 11/01/12 R 11/01/20
	ZD&E\	80306.docx	RECLAIMED ASPHALT PAVEMENT AND RECLAIMED ASPHALT SHINGLES	E 11/01/12 R 01/01/21
	ZD&E\	80311.doc	CONCRETE END SECTIONS FOR PIPE CULVERTS	E 01/01/13 R 04/01/16
	ZD&E\	80317.docx	SURFACE TESTING OF HOT-MIX ASPHALT OVERLAYS	E 01/01/13 R 08/01/19
	ZD&E\	80318.doc	TRAVERSABLE PIPE GRATE FOR CONCRETE END SECTIONS	E 01/01/13 R 01/01/18
	ZD&E\	80340.doc	SPEED DISPLAY TRAILER	E 04/02/14 R 01/01/17
	ZD&E\	80347.docx	HOT-MIX ASPHALT - PAY FOR PERFORMANCE USING PERCENT WITHIN LIMITS -JOBSITE SAMPLING	E 11/01/14 R 07/02/19
	ZD&E\	80359.docx	PORTLAND CEMENT CONCRETE BRIDGE DECK CURING	E 04/01/15 R 11/01/19
	ZD&E\	80378.docx	DOWEL BAR INSERTER	E 01/01/17 R 01/01/18
	ZD&E\	80383.docx	HOT-MIX ASPHALT – QUALITY CONTROL FOR PERFORMANCE	E 04/01/17 R 07/02/19
	ZD&E\	80384.docx	COMPENSABLE DELAY COSTS	E 06/02/17 R 04/01/19
	ZD&E\	80387.doc	CONTRAST PREFORMED PLASTIC PAVEMENT MARKING	E 11/01/17
	ZD&E\	80391.docx	SUBCONTRACTOR MOBILIZATION PAYMENTS	E 11/02/17 R 04/01/19
	ZD&E\	80393.docx	MANHOLES, VALVE VAULTS, AND FLAT SLAB TOPS	E 01/01/18 R 03/01/19
	ZD&E\	80395.doc	SLOPED METAL END SECTION FOR PIPE CULVERTS	E 01/01/18
	ZD&E\	80397.docx	SUBCONTRACTOR AND DBE PAYMENT REPORTING	E 04/02/18
	ZD&E\	80398.docx	HOT-MIX ASPHALT – LONGITUDINAL JOINT SEALANT	E 08/01/18 R 11/01/19
	ZD&E\	80402.docx	DISPOSAL FEES	E 11/01/18
	ZD&E\	80406.docx	HOT-MIX ASPHALT – MIXTURE DESIGN VERIFICATION AND PRODUCTION (MODIFIED FOR I-FIT DATA COLLECTION)	E 01/01/19 R 01/0/21
	ZD&E\	80407.docx	REMOVAL AND DISPOSAL OF REGULATED SUBSTANCES	E 01/01/19 R 01/01/20
	ZD&E\	80408.docx	STEEP PLATE BEAM GUARDRAIL MANUFACTURING	E 01/01/19
	ZD&E\	80409.docx	TRAFFIC CONTROL DEVICES - CONES	E 01/01/19
	ZD&E\	80410.docx	TRAFFIC SPOTTERS	E 01/01/19
	ZD&E\	80411.docx	LUMINAIRES, LED	E 04/01/19
	ZD&E\	80412.docx	Obstruction Warning Luminaires, LED	E 08/01/19
	ZD&E\	80413.docx	STRUCTURAL TIMBER	E 08/01/19
	ZD&E\	80414.docx	WOOD FENCE SIGHT SCREEN	E 08/01/19 R 04/01/20

SPECIAL PROVISIONS CHECK LIST
Generated – 9/25/2020 Revised – 12/16/2020

Designer: _____ **FAP:** _____
Contract No.: _____ **Section:** _____
County: _____

	ZD&E\	80415.docx	EMULSIFIED ASPHALTS	E 08/01/19
	ZD&E\	80416.docx	HOT-MIX ASPHALT – BINDER AND SURFACE COURSE	E 07/02/19 R 11/01/19
	ZD&E\	80417.docx	GEOTECHNICAL FABRIC FOR PIPE UNDERDRAINS AND FRENCH DRAINS	E 11/01/19
	ZD&E\	80418.docx	MECHANICALLY STABILIZED EARTH RETAINING WALLS	E 11/01/19 R 11/01/20
	ZD&E\	80419.docx	SILT FENCE, INLET FILTERS, GROUND STABILIZATION AND RIPRAP FILTER FABRIC	E 11/01/19 R 04/01/20
	ZD&E\	80420.docx	GEOTEXTILE RETAINING WALLS	E 11/01/19
	ZD&E\	80421.docx	ELECTRIC SERVICE INSTALLATION	E 01/01/20
	ZD&E\	80422.docx	HIGH TENSION CABLE MEDIAN BARRIER REFLECTORS	E 01/01/20 R 11/01/20
	ZD&E\	80423.docx	ENGINEER'S FIELD OFFICE AND LABORATORY	E 01/01/20
	ZD&E\	80424.docx	MICRO-SURFACING AND SLURRY SEALING	E 01/01/20 R 01/01/21
	ZD&E\	80425.docx	CAPE SEAL	E 01/01/20 R 01/01/21
	ZD&E\	80426.docx	BITUMINOUS SURFACE TREATMENT WITH FOG SEAL	E 01/01/20
	ZD&E\	80427.docx	WORK ZONE TRAFFIC CONTROL DEVICES	E 03/02/20
	ZD&E\	80428.docx	MOBILIZATION	E 04/01/20
	ZD&E\	80429.docx	ULTRA-THIN BONDED WEARING COURSE	E 04/01/19
	ZD&E\	80430.docx	PORTLAND CEMENT CONCRETE – HAUL TIME	E 07/01/20
	ZD&E\	80431.docx	PORTLAND CEMENT CONCRETE PAVEMENT PATCHING	E 07/01/20
	ZD&E\	80432.docx	PORTLAND CEMENT CONCRETE PAVEMENT PLACEMENT	E 07/01/20
	ZD&E\	80433.docx	GREEN PREFORMED THERMOPLASTIC PAVEMENT MARKINGS	E 01/01/21
	ZD&E\	80434.docx	CORRUGATED PLASTIC PIPE (CULVERT AND STORM SEWER)	E 01/01/21
	ZD&E\	80435.docx	SURFACE TESTING OF PAVEMENTS – IRI	E 01/01/21

Maintenance of Roadways

Effective: September 30, 1985 Revised: November 1, 1996

Beginning on the date that work begins on this project, the Contractor shall assume responsibility for normal maintenance of all existing roadways within the limits of the improvement. This normal maintenance shall include all repair work deemed necessary by the Engineer, but shall not include snow removal operations. Traffic control and protection for maintenance of roadways will be provided by the Contractor as required by the Engineer.

If items of work have not been provided in the contract, or otherwise specified for payment, such items, including the accompanying traffic control and protection required by the Engineer, will be paid for in accordance with Article 109.04 of the Standard Specifications.

TRAFFIC CONTROL PLAN
Effective: September 30, 1985
Revised: January 1, 2007

Traffic Control shall be according to the applicable sections of the Standard Specifications, the Supplemental Specifications, the "Illinois Manual on Uniform Traffic Control Devices for Streets and Highways", any special details and Highway Standards contained in the plans, and the Special Provisions contained herein.

Special attention is called to Article 107.09 of the Standard Specifications and the following Highway Standards, Details, Quality Standard for Work Zone Traffic Control Devices, Recurring Special Provisions and Special Provisions contained herein, relating to traffic control.

The Contractor shall contact the District One Bureau of Traffic at least 72 hours in advance of beginning work.

STANDARDS:

- 701501-06 URBAN LANE CLOSURE, 2L, 2W, UNDIVIDED
- 701502-09 URBAN LANE CLOSURE, 2L, 2W, WITH BIDIRECTIONAL LEFT TURN LANE
- 701601-09 URBAN LANE CLOSURE, MULTILANE, 1W OR 2W WITH NONTRAVERSABLE MEDIAN
- 701602-10 URBAN LANE CLOSURE, MULTILANE, 2W WITH BIDIRECTIONAL LEFT TURN LANE
- 701606-10 URBAN LANE CLOSURE, MULTILANE, 2W WITH MOUNTABLE MEDIAN
- 701701-10 URBAN LANE CLOSURE, MULTILANE INTERSECTION
- 701801-06 SIDEWALK, CORNER, OR CROSSWALK CLOSURE
- 701901-08 TRAFFIC CONTROL DEVICES
- 701427-05 LANE CLOSURE, MULTILANE, INTERMITTENT OR MOVING OPER., FOR SPEEDS < 40 MPH
- 701006-05 OFF-ROAD OPERATIONS, 2L, 2W, 15' TO 24" FROM PAVEMENT EDGE
- 701011-04 OFF-ROAD OVING OPERATIONS. 2L, 2W, DAY ONLY
- 701301-04 LANE CLOSURE, 2L, 2W, SHORT TIME OPERATIONS
- 701311-03 LANE CLOSURE 2L, 2W, MOVING OPERATIONS, DAY ONLY
- 701101-05 OFF-ROAD OPERATIONS, MULTILANE, 15' TO 24" FROM PAVEMENT EDGE

DETAILS:

- TC-10 TRAFFIC CONTROL AND PROTECTION FOR SIDE ROADS, INTERSECTIONS, AND DRIVEWAYS
- TC-11 TYPICAL APPLICATIONS RAISED REFLECTIVE PAVEMENT MARKERS (SNOW-PLOW RESISTANT)

- TC-14 TRAFFIC CONTROL AND PROTECTION AT TURN BAYS (TO REMAIN OPEN TO TRAFFIC)
- TC-22 ARTERIAL ROAD INFORMATION SIGN
- TC-24 CITY OF CHICAGO TYPICAL PAVEMENT MARKINGS
- BM-21 REMOVE AND RE-ERECT STEEL PLATE BEAM GUARDRAIL

SPECIAL PROVISIONS:

- MAINTENANCE OF TRAFFIC
- MAINTENANCE OF ACCESS TO ABUTTING PROPERTY
- TRAFFIC CONTROL COMPLETE
- Work Zone Traffic Control Surveillance
- Temporary Pavement Marking (BDE)
- Traffic Control Devices - Cones (BDE)
- Work Zone Traffic Control Devices (BDE)
- Maintenance of Roadways (D-1)
- Traffic Control Plan (D-1)
- Temporary Information Signing (D-1)
- Keeping Arterial Roadways Open to Traffic (Lane Closures Only) (D-1)

ADJUSTMENTS AND RECONSTRUCTIONS
Effective: March 15, 2011

Revise the first paragraph of Article 602.04 to read:

"**602.04 Concrete.** Cast-in-place concrete for structures shall be constructed of Class SI concrete according to the applicable portions of Section 503. Cast-in-place concrete for pavement patching around adjustments and reconstructions shall be constructed of Class PP-1 concrete, unless otherwise noted in the plans, according to the applicable portions of Section 1020."

Revise the third, fourth and fifth sentences of the second paragraph of Article 602.11(c) to read:

"Castings shall be set to the finished pavement elevation so that no subsequent adjustment will be necessary, and the space around the casting shall be filled with Class PP-1 concrete, unless otherwise noted in the plans, to the elevation of the surface of the base course or binder course. HMA surface or binder course material shall not be allowed. The pavement may be opened to traffic according to Article 701.17(e)(3)b."

Revise Article 603.05 to read:

"**603.05 Replacement of Existing Flexible Pavement.** After the castings have been adjusted, the surrounding space shall be filled with Class PP-1 concrete, unless otherwise noted in the plans, to the elevation of the surface of the base course or binder course. HMA surface or binder course material shall not be allowed. The pavement may be opened to traffic according to Article 701.17(e)(3)b."

Revise Article 603.06 to read:

"**603.06 Replacement of Existing Rigid Pavement.** After the castings have been adjusted, the pavement and HMA that was removed, shall be replaced with Class PP-1 concrete, unless otherwise noted in the plans, not less than 9 in. (225 mm) thick. The pavement may be opened to traffic according to Article 701.17(e)(3)b.

The surface of the Class PP concrete shall be constructed flush with the adjacent surface."

Revise the first sentence of Article 603.07 to read:

"**603.07 Protection Under Traffic.** After the casting has been adjusted and the Class PP concrete has been placed, the work shall be protected by a barricade and two lights according to Article 701.17(e)(3)b."

DRAINAGE AND INLET PROTECTION UNDER TRAFFIC (DISTRICT 1)

Effective: April 1, 2011
Revised: April 2, 2011

Add the following to Article 603.02 of the Standard Specifications:

"(i) Temporary Hot-Mix Asphalt (HMA) Ramp (Note 1) ……. 1030
(j) Temporary Rubber Ramps (Note 2)

Note 1. The HMA shall have maximum aggregate size of 3/8 in. (95 mm).

Note 2. The rubber material shall be according to the following.

Property	Test Method	Requirement
Durometer Hardness, Shore A	ASTM D 2240	75 ±15
Tensile Strength, psi (kPa)	ASTM D 412	300 (2000) min
Elongation, percent	ASTM D 412	90 min
Specific Gravity	ASTM D 792	1.0 - 1.3
Brittleness, °F (°C)	ASTM D 746	-40 (-40)"

Revise Article 603.07 of the Standard Specifications to read:

"**603.07 Protection Under Traffic.** After the casting has been adjusted and the Class PP concrete has been placed, the work shall be protected by a barricade and two lights according to Article 701.17(e)(3)b.

When castings are under traffic before the final surfacing operation has been started, properly sized temporary ramps shall be placed around the drainage and/or utility castings according to the following methods.

(a) Temporary Asphalt Ramps. Temporary hot-mix asphalt ramps shall be placed around the casting, flush with its surface and decreasing to a featheredge in a distance of 2 ft (600 mm) around the entire surface of the casting.

(b) Temporary Rubber Ramps. Temporary rubber ramps shall only be used on roadways with permanent posted speeds of 40 mph or less and when the height of the casting to be protected meets the proper sizing requirements for the rubber ramps as shown below.

Dimension	Requirement
Inside Opening	Outside dimensions of casting + 1 in. (25 mm)

Thickness at inside edge	Height of casting ± 1/4 in. (6 mm)
Thickness at outside edge	1/4 in. (6 mm) max.
Width, measured from inside opening to outside edge	8 1/2 in. (215 mm) min

Placement shall be according to the manufacturer's specifications.

Temporary ramps for castings shall remain in place until surfacing operations are undertaken within the immediate area of the structure. Prior to placing the surface course, the temporary ramp shall be removed. Excess material shall be disposed of according to Article 202.03."

FRICTION AGGREGATE (D-1)

Effective: January 1, 2011
Revised: November 1, 2019

Revise Article 1004.03(a) of the Standard Specifications to read:

"**1004.03 Coarse Aggregate for Hot-Mix Asphalt (HMA).** The aggregate shall be according to Article 1004.01 and the following.

(a) Description. The coarse aggregate for HMA shall be according to the following table.

Use	Mixture	Aggregates Allowed
Class A	Seal or Cover	Allowed Alone or in Combination [5/]: Gravel Crushed Gravel Carbonate Crushed Stone Crystalline Crushed Stone Crushed Sandstone Crushed Slag (ACBF) Crushed Steel Slag Crushed Concrete
HMA Low ESAL	Stabilized Subbase or Shoulders	Allowed Alone or in Combination [5/]: Gravel Crushed Gravel Carbonate Crushed Stone Crystalline Crushed Stone Crushed Sandstone Crushed Slag (ACBF) Crushed Steel Slag[1/] Crushed Concrete
HMA High ESAL Low ESAL	Binder IL-19.0 or IL-19.0L SMA Binder	Allowed Alone or in Combination [5/ 6/]: Crushed Gravel Carbonate Crushed Stone[2/] Crystalline Crushed Stone Crushed Sandstone Crushed Slag (ACBF) Crushed Concrete[3/]

Use	Mixture	Aggregates Allowed	
HMA High ESAL Low ESAL	C Surface and Binder IL-9.5 or IL-9.5L SMA Ndesign 50 Surface	<u>Allowed Alone or in Combination</u> [5/]: Crushed Gravel Carbonate Crushed Stone[2/] Crystalline Crushed Stone Crushed Sandstone Crushed Slag (ACBF) Crushed Steel Slag[4/] Crushed Concrete[3/]	
HMA High ESAL	D Surface and Binder IL-9.5 SMA Ndesign 50 Surface	<u>Allowed Alone or in Combination</u> [5/]: Crushed Gravel Carbonate Crushed Stone (other than Limestone)[2/] Crystalline Crushed Stone Crushed Sandstone Crushed Slag (ACBF) Crushed Steel Slag[4/] Crushed Concrete[3/]	
		<u>Other Combinations Allowed:</u>	
		Up to...	*With...*
		25% Limestone	Dolomite
		50% Limestone	Any Mixture D aggregate other than Dolomite
		75% Limestone	Crushed Slag (ACBF) or Crushed Sandstone
HMA High ESAL	E Surface IL-9.5 SMA Ndesign 80 Surface	<u>Allowed Alone or in Combination</u> [5/ 6/]: Crystalline Crushed Stone Crushed Sandstone Crushed Slag (ACBF) Crushed Steel Slag No Limestone.	
		<u>Other Combinations Allowed:</u>	
		Up to...	*With...*

Use	Mixture	Aggregates Allowed	
		50% Dolomite[2/]	Any Mixture E aggregate
		75% Dolomite[2/]	Crushed Sandstone, Crushed Slag (ACBF), Crushed Steel Slag, or Crystalline Crushed Stone
		75% Crushed Gravel[2/] or Crushed Concrete[3/]	Crushed Sandstone, Crystalline Crushed Stone, Crushed Slag (ACBF), or Crushed Steel Slag
HMA High ESAL	F Surface IL-9.5 SMA Ndesign 80 Surface	<u>Allowed Alone or in Combination</u> [5/ 6/]: Crystalline Crushed Stone Crushed Sandstone Crushed Slag (ACBF) Crushed Steel Slag No Limestone.	
		<u>Other Combinations Allowed</u>:	
		Up to...	*With...*
		50% Crushed Gravel[2/], Crushed Concrete[3/], or Dolomite[2/]	Crushed Sandstone, Crushed Slag (ACBF), Crushed Steel Slag, or Crystalline Crushed Stone

1/ Crushed steel slag allowed in shoulder surface only.
2/ Carbonate crushed stone (limestone) and/or crushed gravel shall not be used in SMA Ndesign 80. In SMA Ndesign 50, carbonate crushed stone shall not be blended with any of the other aggregates allowed alone in Ndesign 50 SMA binder or Ndesign 50 SMA surface.
3/ Crushed concrete will not be permitted in SMA mixes.
4/ Crushed steel slag shall not be used as leveling binder.
5/ When combinations of aggregates are used, the blend percent measurements shall be by volume."
6/ Combining different types of aggregate will not be permitted in SMA Ndesign 80."

GROUND TIRE RUBBER (GTR) MODIFIED ASPHALT BINDER (D-1)
Effective: June 26, 2006
Revised: April 1, 2016

Add the following to the end of article 1032.05 of the Standard Specifications:

"(c) Ground Tire Rubber (GTR) Modified Asphalt Binder. A quantity of 10.0 to 14.0 percent GTR (Note 1) shall be blended by dry unit weight with a PG 64-28 to make a GTR 70-28 or a PG 58-28 to make a GTR 64-28. The base PG 64-28 and PG 58-28 asphalt binders shall meet the requirements of Article 1032.05(a). Compatible polymers may be added during production. The GTR modified asphalt binder shall meet the requirements of the following table.

Test	Asphalt Grade GTR 70-28	Asphalt Grade GTR 64-28
Flash Point (C.O.C.), AASHTO T 48, °F (°C), min.	450 (232)	450 (232)
Rotational Viscosity, AASHTO T 316 @ 275 °F (135 °C), Poises, Pa·s, max.	30 (3)	30 (3)
Softening Point, AASHTO T 53, °F (°C), min.	135 (57)	130 (54)
Elastic Recovery, ASTM D 6084, Procedure A (sieve waived) @ 77 °F, (25 °C), aged, ss, 100 mm elongation, 5 cm/min., cut immediately, %, min.	65	65

Note 1. GTR shall be produced from processing automobile and/or light truck tires by the ambient grinding method. GTR shall not exceed 1/16 in. (2 mm) in any dimension and shall contain no free metal particles or other materials. A mineral powder (such as talc) meeting the requirements of AASHTO M 17 may be added, up to a maximum of four percent by weight of GTR to reduce sticking and caking of the GTR particles. When tested in accordance with Illinois modified AASHTO T 27, *a* 50 g sample of the GTR shall conform to the following gradation requirements:

Sieve Size	Percent Passing
No. 16 (1.18 mm)	100
No. 30 (600 μm)	95 ± 5
No. 50 (300 μm)	> 20

Add the following to the end of Note 1. of article 1030.03 of the Standard Specifications:

"A dedicated storage tank for the Ground Tire Rubber (GTR) modified asphalt binder shall be provided. This tank must be capable of providing continuous mechanical mixing throughout by continuous agitation and recirculation of the asphalt binder to provide a uniform mixture. The tank shall be heated and capable of maintaining the temperature

of the asphalt binder at 300 °F to 350 °F (149 °C to 177 °C). The asphalt binder metering systems of dryer drum plants shall be calibrated with the actual GTR modified asphalt binder material with an accuracy of ± 0.40 percent."

Revise 1030.02(c) of the Standard Specifications to read:

"(c) RAP Materials (Note 5) ……..…..1031"

Add the following note to 1030.02 of the Standard Specifications:

Note 5. When using reclaimed asphalt pavement and/or reclaimed asphalt shingles, the maximum asphalt binder replacement percentage shall be according to the most recent special provision for recycled materials.

HOT-MIX ASPHALT BINDER AND SURFACE COURSE (D-1)

Effective: November 1, 2019
Revised: November 1, 2020

Description. This work shall consist of constructing a hot-mix asphalt (HMA) binder and/or surface course on a prepared base. Work shall be according to Sections 406 and 1030 of the Standard Specifications, except as modified herein.

Materials. Revise Article 1004.03(c) to read:

" (c) Gradation. The coarse aggregate gradations shall be as listed in the following table.

Use	Size/Application	Gradation No.
Class A-1, A-2, & A-3	3/8 in. (10 mm) Seal	CA 16 or CA 20
Class A-1	1/2 in. (13 mm) Seal	CA 15
Class A-2 & A-3	Cover Coat	CA 14
HMA High ESAL	IL-19.0; Stabilized Subbase IL-19.0	CA 11 1/
	SMA 12.5 2/	CA 13 4/, CA 14, or CA 16
	SMA 9.5 2/	CA 13 3/4/ or CA 16 3/
	IL-9.5	CA 16, CM 13 4/
	IL-9.5FG	CA 16
HMA Low ESAL	IL-19.0L	CA 11 1/
	IL-9.5L	CA 16

1/ CA 16 or CA 13 may be blended with the CA 11.

2/ The coarse aggregates used shall be capable of being combined with stone sand, slag sand, or steel slag sand meeting the FA/FM 20 gradation and mineral filler to meet the approved mix design and the mix requirements noted herein.

3/ The specified coarse aggregate gradations may be blended.

4/ CA 13 shall be 100 percent passing the 1/2 in. (12.5mm) sieve."

Revise Article 1004.03(e) of the Supplemental Specifications to read:

"(e) Absorption. For SMA the coarse aggregate shall also have water absorption ≤ 2.0 percent."

HMA Nomenclature. Revise the "High ESAL" portion of the table in Article 1030.01 to read:

"High ESAL	Binder Courses	IL-19.0, IL-9.5, IL-9.5FG, IL-4.75, SMA 12.5, Stabilized Subbase IL-19.0
	Surface Courses	IL-9.5, IL-9.5FG, SMA 12.5, SMA 9.5"

Revise Article 1030.02 of the Standard Specifications and Supplemental Specifications to read:

"**1030.02 Materials.** Materials shall be according to the following.

Item	Article/Section
(a) Coarse Aggregate	1004.03
(b) Fine Aggregate	1003.03
(c) RAP Material	1031
(d) Mineral Filler	1011
(e) Hydrated Lime	1012.01
(f) Slaked Quicklime (Note 1)	
(g) Performance Graded Asphalt Binder (Note 2)	1032
(h) Fibers (Note 3)	
(i) Warm Mix Asphalt (WMA) Technologies (Note 4)	

Note 1. Slaked quicklime shall be according to ASTM C 5.

Note 2. The asphalt binder shall be an SBS PG 76-28 when the SMA is used on a full-depth asphalt pavement and SBS PG 76-22 when used as an overlay, except where modified herein. The asphalt binder shall be a SBS PG 76-22 for IL-4.75, except where modified herein. The elastic recovery shall be a minimum of 80.

Note 3. A stabilizing additive such as cellulose or mineral fiber shall be added to the SMA mixture according to Illinois Modified AASHTO M 325. The stabilizing additive shall meet the Fiber Quality Requirements listed in Illinois Modified AASHTO M 325. Prior to approval and use of fibers, the Contractor shall submit a notarized certification by the producer of these materials stating they meet these requirements. Reclaimed Asphalt Shingles (RAS) may be used in Stone Matrix Asphalt (SMA) mixtures designed with an SBA polymer modifier as a fiber additive if the mix design with RAS included meets AASHTO T305 requirements. The RAS shall be from a certified source that produces either Type I or Type 2. Material shall meet requirements noted herein and the actual dosage rate will be determined by the Engineer.

Note 4. Warm mix additives or foaming processes shall be selected from the Department's Qualified Producer List, "Technologies for the Production of Warm Mix Asphalt (WMA)"."

Mixture Design. Revise Article 1030.04(a)(1) of the Standard Specifications and the Supplemental Specifications to read:

High ESAL, MIXTURE COMPOSITION (% PASSING) 1/										
Sieve Size	IL-19.0 mm		SMA 12.5		SMA 9.5		IL-9.5mm		IL-4.75 mm	
	min	max	min	max	min	max	min	max	min	max
1 1/2 in (37.5 mm)										
1 in. (25 mm)		100								
3/4 in. (19 mm)	90	100		100						
1/2 in. (12.5 mm)	75	89	80	100		100		100		100
3/8 in. (9.5 mm)				65	90	100	90	100		100
#4 (4.75 mm)	40	60	20	30	36	50	34	69	90	100
#8 (2.36 mm)	20	42	16	24 4/	16	32 4/	34 5/	52 2/	70	90
#16 (1.18 mm)	15	30					10	32	50	65
#30 (600 μm)			12	16	12	18				
#50 (300 μm)	6	15					4	15	15	30
#100 (150 μm)	4	9					3	10	10	18
#200 (75 μm)	3	6	7.0	9.0 3/	7.5	9.5 3/	4	6	7	9 3/
#635 (20 μm)			≤ 3.0		≤ 3.0					
Ratio Dust/Asphalt Binder		1.0		1.5		1.5		1.0		1.0

1/ Based on percent of total aggregate weight.

2/ The mixture composition shall not exceed 44 percent passing the #8 (2.36 mm) sieve for surface courses with Ndesign = 90.

3/ Additional minus No. 200 (0.075 mm) material required by the mix design shall be mineral filler, unless otherwise approved by the Engineer.

4/ When establishing the Adjusted Job Mix Formula (AJMF) the percent passing the #8 (2.36 mm) sieve shall not be adjusted above the percentage stated on the table.

5/ When establishing the Adjusted Job Mix Formula (AJMF) the percent passing the #8 (2.36 mm) sieve shall not be adjusted below 34 percent.

Revise Article 1030.04(b)(1) of the Standard Specifications to read:

"(1) High ESAL Mixtures. The target value for the air voids of the HMA shall be 4.0 percent, for IL-4.75 it shall be 3.5 percent and for Stabilized Subbase it shall be 3.0 percent at the design number of gyrations. The voids in the mineral aggregate (VMA) and voids filled with asphalt binder (VFA) of the HMA design shall be based on the nominal maximum size of the aggregate in the mix and shall conform to the following requirements.

VOLUMETRIC REQUIREMENTS High ESAL				
	Voids in the Mineral Aggregate (VMA), % minimum			Voids Filled with Asphalt Binder (VFA), %
Ndesign	IL-19.0; Stabilized Subbase IL- 19.0	IL-9.5	IL-4.75 1/	
50	13.5	15.0	18.5	65 – 78 2/
70				65 - 75
90				

1/ Maximum draindown for IL-4.75 shall be 0.3 percent.

2/ VFA for IL-4.75 shall be 72-85 percent."

Revise the table in Article 1030.04(b)(3) to read:

"VOLUMETRIC REQUIREMENTS, SMA 12.5 1/ and SMA 9.5 1/			
Ndesign	Design Air Voids Target %	Voids in the Mineral Aggregate (VMA), % min.	Voids Filled with Asphalt (VFA), %
80 4/	3.5	17.0 2/	75 - 83
		16.0 3/	

1/ Maximum draindown shall be 0.3 percent. The draindown shall be determined at the JMF asphalt binder content at the mixing temperature plus 30 °F.

2/ Applies when specific gravity of coarse aggregate is ≥ 2.760.

3/ Applies when specific gravity of coarse aggregate is < 2.760.

4/ Blending of different types of aggregate will not be permitted.
For surface course, the coarse aggregate can be crushed steel slag, crystalline crushed stone or crushed sandstone. For binder course, coarse aggregate shall be crushed stone (dolomite), crushed gravel, crystalline crushed stone, or crushed sandstone.

Add to the end of Article 1030.05 (d) (2) a. of the Standard Specifications:

"During production, the Contractor shall test SMA mixtures for draindown according to AASHTO T305 at a frequency of 1 per day of production."

Revise the last paragraph of Article 1102.01 (a) (5) of the Standard Specifications to read:

"IL-4.75 and Stone Matrix Asphalt (SMA) mixtures which contain aggregate having absorptions greater than or equal to 2.0 percent, or which contain steal slag sand, shall have minimum surge bin storage plus haul time of 1.5 hours."

Quality Control/Quality Assurance (QC/QA). Revise the third paragraph of Article 1030.05(d)(3) to read:

"If the Contractor and Engineer agree the nuclear density test method is not appropriate for the mixture, cores shall be taken at random locations determined according to the QC/QA document "Determination of Random Density Test Site Locations". Core densities shall be determined using the Illinois Modified AASHTO T 166 or T 275 procedure."

Add the following paragraphs to the end of Article 1030.05(d)(3):

"Longitudinal joint density testing shall be performed at each random density test location. Longitudinal joint testing shall be located at a distance equal to the lift thickness or a minimum of 4 in. (100 mm), from each pavement edge (i.e. for a 5 in. (125 mm) lift the near edge of the density gauge or core barrel shall be within 5 in. (125 mm) from the edge of pavement). Longitudinal joint density testing shall be performed using either a correlated nuclear gauge or cores.

a. Confined Edge. Each confined edge density shall be represented by a one-minute nuclear density reading or a core density and shall be included in the

average of density readings or core densities taken across the mat which represents the Individual Test.

b. Unconfined Edge. Each unconfined edge joint density shall be represented by an average of three one-minute density readings or a single core density at the given density test location and shall meet the density requirements specified herein. The three one-minute readings shall be spaced 10 ft (3 m) apart longitudinally along the unconfined pavement edge and centered at the random density test location.

When a longitudinal joint sealant (LJS) is applied, longitudinal joint density testing will not be required on the joint(s) sealed."

Revise the second table in Article 1030.05(d)(4) and its notes to read:

"DENSITY CONTROL LIMITS			
Mixture Composition	Parameter	Individual Test (includes confined edges)	Unconfined Edge Joint Density, minimum
IL-4.75	Ndesign = 50	93.0 – 97.4 % 1/	91.0%
IL-9.5FG	Ndesign = 50 - 90	93.0 – 97.4 %	91.0%
IL-9.5	Ndesign = 90	92.0 – 96.0 %	90.0%
IL-9.5, IL-9.5L,	Ndesign < 90	92.5 – 97.4 %	90.0%
IL-19.0	Ndesign = 90	93.0 – 96.0 %	90.0%
IL-19.0, IL-19.0L	Ndesign < 90	93.0 2/ – 97.4 %	90.0%
SMA	Ndesign = 80	93.5 – 97.4 %	91.0%

1/ Density shall be determined by cores or by correlated, approved thin lift nuclear gauge.

2/ 92.0 % when placed as first lift on an unimproved subgrade."

Equipment. Add the following to Article 1101.01 of the Standard Specifications:

"(h) Oscillatory Roller. The oscillatory roller shall be self-propelled and provide a smooth operation when starting, stopping, or reversing directions. The oscillatory roller shall be able to operate in a mode that will provide tangential impact force with or without vertical impact force by using at least one drum. The oscillatory roller shall be equipped with water tanks and sprinkling devices, or other approved methods, which shall be used to wet the drums to prevent material pickup. The drum(s) amplitude and frequency of the tangential and vertical impact force shall be approximately the same in each direction and meet the following requirements:

(1) The minimum diameter of the drum(s) shall be 42 in. (1070 mm);

(2) The minimum length of the drum(s) shall be 57 in. (1480 mm);

(3) The minimum unit static force on the drum(s) shall be 125 lb/in. (22 N/m); and

(4) The minimum force on the oscillatory drum shall be 18,000 lb (80 kN)."

Construction Requirements.

Add the following to Article 406.03 of the Standard Specifications:

"(j) Oscillatory Roller ..... 1101.01"

Revise the third paragraph of Article 406.05(a) to read:

"All depressions of 1 in. (25 mm) or more in the surface of the existing pavement shall be filled with binder. At locations where heavy disintegration and deep spalling exists, the area shall be cleaned of all loose and unsound material, tacked, and filled with binder (hand method)."

Revise Article 406.05(c) to read.

"(c) Binder (Hand Method). Binder placed other than with a finishing machine will be designated as binder (hand method) and shall be compacted with a roller to the satisfaction of the Engineer. Hand tamping will be permitted when approved by the Engineer."

Revise the special conditions for mixture IL-4.75 in Article 406.06(b)(2)e. to read:

"e. The mixture shall be overlaid within 5 days of being placed."

Revise Article 406.06(d) to read:

"(d) Lift Thickness. The minimum compacted lift thickness for HMA binder and surface courses shall be as follows.

MINIMUM COMPACTED LIFT THICKNESS	
Mixture Composition	Thickness, in. (mm)
IL-4.75	3/4 (19) - over HMA surfaces 1/ 1 (25) - over PCC surfaces 1/
IL-9.5FG	1 1/4 (32)
IL-9.5, IL-9.5L	1 1/2 (38)
SMA 9.5	1 3/4 (45)
SMA 12.5	2 (51)
IL-19.0, IL-19.0L	2 1/4 (57)

1/ The maximum compacted lift thickness for mixture IL-4.75 shall be 1 1/4 in. (32 mm)."

Revise Table 1 and Note 3/ of Table 1 in Article 406.07(a) of the Standard Specifications to read:

"TABLE 1 - MINIMUM ROLLER REQUIREMENTS FOR HMA				
	Breakdown Roller (one of the following)	Intermediate Roller	Final Roller (one or more of the following)	Density Requirement
Binder and Surface 1/	V_D, P 3/, T_B, 3W, O_T, O_B	P 3/, O_T, O_B	V_S, T_B, T_F, O_T	As specified in Articles: 1030.05(d)(3), (d)(4), and (d)(7).
IL-4.75 and SMA 4/ 5/	T_B, 3W, O_T	- -	T_F, 3W, O_T	
Bridge Decks 2/	T_B	- -	T_F	As specified in Articles 582.05 and 582.06.

3/ A vibratory roller (V_D) or oscillatory roller (O_T or O_B) may be used in lieu of the pneumatic-tired roller on mixtures containing polymer modified asphalt binder.

5/ The Contractor shall provide two steel-wheeled tandem (T_B) or three-wheel (3W) rollers for breakdown, except one of the (T_B) or (3W) rollers shall be 84 inches (2.14 m) wide and a weight of 315 pound per linear inch (PLI) (5.63 kg/mm). 3W, T_B and T_F rollers shall be a minimum of 280 lb/in. (50 N/mm). The 3W and T_B rollers shall be operated at a uniform speed not to exceed 3 mph (5 km/h), with the drive roll for T_B rollers nearest the paver and maintain an effective rolling distance of not more than 150 ft (45 m) behind the paver."

Add the following to EQUIPMENT DEFINITION in Article 406.07(a) contained in the Errata of the Supplemental Specifications:

"O_T - Oscillatory roller, tangential impact mode. Maximum speed is 3.0 mph (4.8 km/h) or 264 ft/min (80 m/min).

O_B - Oscillatory roller, tangential and vertical impact mode, operated at a speed to produce not less than 10 vertical impacts/ft (30 impacts/m)."

Delete last sentence of the second paragraph of Article 1102.01(a) (4) b. 2.

Add to the end of Article 1102.01 (a) (4) b. 2.:

"As an option, collected dust (baghouse) may be used in lieu of manufactured mineral filler according to the following:

(a.) Sufficient collected dust (baghouse) is available for production of the SMA mix for the entire project.

(b.) A mix design was prepared based on collected dust (baghouse).

Production Testing. Revise first paragraph of Article 1030.06(a) of the Standard Specifications to read:

"(a) High ESAL Mixtures. A test strip of 300 ton (275 metric tons), except for SMA mixtures it will be 400 ton (363 metric ton), will be required for each mixture on each contract at the beginning of HMA production for each construction year according to the Manual of Test Procedures for Materials "Hot Mix Asphalt Test Strip Procedures". At the request of the Producer, the Engineer may waive the test strip if previous construction during the current construction year has demonstrated the constructability of the mix using Department test results."

Method of Measurement:

Add the following after the fourth paragraph of Article 406.13 (b):

"The plan quantities of SMA mixtures shall be adjusted using the actual approved binder and surface Mix Design's G_{mb}."

Basis of Payment. Replace the second through the fifth paragraphs of Article 406.14 with the following:

"HMA binder and surface courses will be paid for at the contract unit price per ton (metric ton) for MIXTURE FOR CRACKS, JOINTS, AND FLANGEWAYS; HOT-MIX ASPHALT BINDER COURSE (HAND METHOD), of the Ndesign specified; HOT-MIX ASPHALT BINDER COURSE,

of the mixture composition and Ndesign specified; HOT-MIX ASPHALT SURFACE COURSE, of the mixture composition, friction aggregate, and Ndesign specified; POLYMERIZED HOT-MIX ASPHALT BINDER COURSE (HAND METHOD), of the Ndesign specified; POLYMERIZED HOT-MIX ASPHALT BINDER COURSE, of the mixture composition and Ndesign specified; POLYMERIZED HOT-MIX ASPHALT SURFACE COURSE, of the mixture composition, friction aggregate, and Ndesign specified; POLYMERIZED HOT-MIX ASPHALT BINDER COURSE, STONE MATRIX ASPHALT, of the mixture composition and Ndesign specified; POLYMERIZED HOT-MIX ASPHALT SURFACE COURSE, STONE MATRIX ASPHALT, of the mixture composition, friction aggregate, and Ndesign specified."

HAMBURG WHEEL AND TENSILE STRENGTH RATIO TESTING (D-1)

Effective: December 1, 2020

Revise Article 1030.04(d) of the Standard Specifications to read:

"(d) Verification Testing. During mixture design, prepared samples shall be submitted to the District laboratory for verification testing. The required testing, and number and size of prepared samples submitted, shall be according to the following tables.

High ESAL – Required Samples for Verification Testing	
Mixture	Hamburg Wheel Testing 1/ 2/
Binder	total of 3 - 160 mm tall bricks
Surface	total of 4 - 160 mm tall bricks

1/ The compacted gyratory bricks for Hamburg wheel testing shall be 7.5 ± 0.5 percent air voids.

2/ If the Contractor does not possess the equipment to prepare the 160 mm tall brick(s), twice as many 115 mm tall compacted gyratory bricks will be acceptable.

New and renewal mix designs shall meet the following requirements for verification testing.

(1) Hamburg Wheel Test. The maximum allowable rut depth shall be 0.5 in. (12.5 mm). The minimum number of wheel passes at the 0.5 in. (12.5 mm) rut depth criteria shall be based on the high temperature binder grade of the mix as specified in the mix requirements table of the plans.

Illinois Modified AASHTO T 324 Requirements 1/	
PG Grade	Minimum Number of Wheel Passes
PG 58-xx (or lower)	5,000
PG 64-xx	7,500
PG 70-xx	15,000
PG 76-xx (or higher)	20,000

1/ When produced at temperatures of 275 ± 5 °F (135 ± 3 °C) or below, loose warm mix asphalt shall be oven aged at 270 ± 5 °F (132 ± 3 °C) for two hours prior to gyratory compaction of Hamburg wheel specimens.

2/ For IL-4.75 binder course, the minimum number of wheel passes shall be reduced by 5,000.

(2) Tensile Strength. Tensile strength testing shall be according to the Illinois Modified AASHTO T 283 procedure. The minimum allowable conditioned tensile strength shall be 60 psi (415 kPa) for non-polymer modified performance graded (PG) asphalt binder and 80 psi (550 kPa) for polymer modified PG asphalt binder, except polymer modified PG XX-28 or lower asphalt binders which shall have a minimum tensile strength of 70 psi (483 kPa). The maximum allowable unconditioned tensile strength shall be 200 psi (1380 kPa).

If a mix fails the Department's verification testing, the Contractor shall make necessary changes to the mix and provide passing Hamburg wheel and tensile strength test results from a private lab. The Department will verify the passing results."

Delete paragraph six, seven and eight of Article 1030.06(a).

Add the following to the end of Article 1030.06(a) of the Standard Specifications to read:

"Mixture sampled to represent the test strip shall include approximately 60 lb (27 kg) of additional material for the Department to conduct Hamburg wheel testing. Within two working days after sampling, the Contractor shall deliver prepared samples to the District laboratory for verification testing. The required number and size of prepared samples submitted for the Hamburg wheel testing shall be according to the "High ESAL - Required Samples for Verification Testing" table in Article 1030.04(d) above.

Mixture sampled during production for Hamburg wheel will be tested by the Department. The Hamburg wheel results shall meet the requirements specified in Article 1030.04(d) above.

Upon notification by the Engineer of a failing Hamburg wheel test and prior to restarting production, the Contractor shall make necessary adjustments approved by the Engineer to the mixture production and submit another mixture sample for the Department to conduct Hamburg wheel testing. Prior produced material may be paved out provided all other mixture criteria is being met. Upon consecutive failing Hamburg wheel tests, no additional mixture shall be produced until the Engineer receives passing Hamburg wheel test results.

The Department may conduct additional Hamburg wheel testing on production material as determined by the Engineer."

PUBLIC CONVENIENCE AND SAFETY (DIST 1)
Effective: May 1, 2012
Revised: July 15, 2012

Add the following to the end of the fourth paragraph of Article 107.09:

> "If the holiday is on a Saturday or Sunday, and is legally observed on a Friday or Monday, the length of Holiday Period for Monday or Friday shall apply."

Add the following sentence after the Holiday Period table in the fourth paragraph of Article 107.09:

> "The Length of Holiday Period for Thanksgiving shall be from 5:00 AM the Wednesday prior to 11:59 PM the Sunday After"

Delete the fifth paragraph of Article 107.09 of the Standard Specifications:

> "On weekends, excluding holidays, roadways with Average Daily Traffic of 25,000 or greater, all lanes shall be open to traffic from 3:00 P.M. Friday to midnight Sunday except where structure construction or major rehabilitation makes it impractical."

TEMPORARY INFORMATION SIGNING
Effective: November 13, 1996
Revised: January 29, 2020

Description.
This work shall consist of furnishing, installing, maintaining, relocating for various states of construction and eventually removing temporary informational signs. Included in this item may be ground mount signs, skid mount signs, truss mount signs, bridge mount signs, and overlay sign panels which cover portions of existing signs.

Materials.
Materials shall be according to the following Articles of Section 1000 - Materials:

	Item	**Article/Section**
a.)	Sign Base (Note 1)	1090
b.)	Sign Face (Note 2)	1091
c.)	Sign Legends	1091
d.)	Sign Supports	1093
e.)	Overlay Panels (Note 3)	1090.02

Note 1. The Contractor may use 5/8 inch (16 mm) instead of 3/4 inch (19 mm) thick plywood.
Note 2. The sign face material shall be in accordance with the Department's Fabrication of Highway Signs Policy.
Note 3. The overlay panels shall be 0.08 inch (2 mm) thick.

GENERAL CONSTRUCTION REQUIREMENTS

Installation.
The sign sizes and legend sizes shall be verified by the Contractor prior to fabrication.

Signs which are placed along the roadway and/or within the construction zone shall be installed according to the requirements of Article 701.14 and Article 720.04. The signs shall be 7 ft (2.1 m) above the near edge of the pavement and shall be a minimum of 2 ft (600 mm) beyond the edge of the paved shoulder. A minimum of two (2) posts shall be used.

The attachment of temporary signs to existing bridges, sign structures or sign panels shall be approved by the Engineer. Any damage to the existing signs and/or structures due to the Contractor's operations shall be repaired or signs replaced, as determined by the Engineer, at the Contractor's expense.

Method of Measurement.
This work shall be measured for payment in square feet (square meters) edge to edge (horizontally and vertically).

All hardware, posts or skids, supports, bases for ground mounted signs, connections, which are required for mounting these signs will be included as part of this pay item.

Basis Of Payment.
This work shall be paid for at the contract unit price per square foot (square meter) for TEMPORARY INFORMATION SIGNING.

KEEPING ARTERIAL ROADWAYS OPEN TO TRAFFIC (LANE CLOSURES ONLY)
Effective: January 22, 2003
Revised: August 10, 2017

The Contractor shall provide the necessary traffic control devices to warn the public and to delineate the work zone as required in these Special Provisions, the Standard Specifications, the State Standards, and the District Details.

Arterial lane closures shall be in accordance with the Standard Specifications, Highway Standards, District Details, and the direction of the Engineer. The Contractor shall request and gain approval from the Engineer seventy–two (72) hours in advance of all long-term (24 hrs. or longer) lane closures.

Arterial lane closures not shown in the staging plans will not be permitted during **peak traffic volume hours**.

Peak traffic volume hours are defined as weekdays (Monday through Friday) from
6:00 AM to 8:30 AM and 4:30 PM to 6:00 PM.

Private vehicles shall not be parked in the work zone. Contractor's equipment and/or vehicles shall not be parked on the shoulders or in the median during non-working hours. The parking of equipment and/or vehicles on State right-of-way will only be permitted at locations approved by the Engineer in accordance with Articles 701.08 and 701.11 of the Standard Specifications.

Should the Contractor fail to completely open and keep open all the traffic lanes to traffic in accordance with the limitations specified above, the Contractor shall be liable to the Department for the amount of:

One lane or ramp blocked = $ 1,000.00

Two lanes blocked = $ 2,500.00

Not as a penalty but as liquidated and ascertained damages for each and every 15 minute interval or a portion thereof that a lane is blocked outside the allowable time limitations. Such damages may be deducted by the Department from any monies due the Contractor. These damages shall apply during the contract time and during any extensions of the contract time.

ILLINOIS DEPARTMENT OF TRANSPORTATION (IDOT)

BUREAU OF LOCAL ROADS AND STREETS

SPECIAL PROVISION (LR)

State of Illinois
DEPARTMENT OF TRANSPORTATION
Bureau of Local Roads and Streets

SPECIAL PROVISION
FOR
BITUMINOUS MATERIALS COST ADJUSTMENT FOR LOCAL LETTINGS

(RETURN FORM WITH BID)

Effective: June 16, 2017
Revised:

Description. Bituminous material cost adjustments will be made to provide additional compensation to the Contractor, or credit to the project owner, for fluctuations in the cost of bituminous materials when optioned by the Contractor. The bidder shall indicate on the attached form whether or not this special provision will be part of the contract and submit the completed form with his/her bid. Failure to submit the form, or failure to fill out the form completely, shall make this contract exempt of bituminous materials cost adjustments.

The adjustments shall apply to permanent and temporary hot-mix asphalt (HMA) mixtures, bituminous surface treatments (cover and seal coats), and preventative maintenance type surface treatments that are part of the original proposed construction, or added as extra work and paid for by agreed unit prices. The adjustments shall not apply to bituminous prime coats, tack coats, crack filling/sealing, joint filling/sealing, or extra work paid for at a lump sum price or by force account.

Method of Adjustment. Bituminous materials cost adjustments will be computed as follows.

$CA = (BPI_P - BPI_L) \times (\%AC_V / 100) \times Q$

Where: CA = Cost Adjustment, $.

BPI_P = Bituminous Price Index, as published by the Department of Transportation for the month the work is performed, $/ton ($/metric ton).

BPI_L = Bituminous Price Index, as published by the Department of Transportation for the month prior to the letting for work paid for at the contract price; or for the month the agreed unit price letter is submitted by the Contractor for extra work paid for by agreed unit price, $/ton ($/metric ton).

$\%AC_V$ = Percent of virgin Asphalt Cement in the Quantity being adjusted. For HMA mixtures, the % AC_V will be determined from the adjusted job mix formula. For bituminous materials applied, a performance graded or cutback asphalt will be considered to be 100% AC_V and undiluted emulsified asphalt will be considered to be 65% AC_V.

Q = Authorized construction Quantity, tons (metric tons) (see below).

For HMA mixtures measured in square yards: Q, tons = A x D x (G_{mb} x 46.8) / 2000. For HMA mixtures measured in square meters: Q, metric tons = A x D x (G_{mb} x 1) / 1000. When computing adjustments for full-depth HMA pavement, separate calculations will be made for the binder and surface courses to account for their different G_{mb} and % $AC_{V.}$

For bituminous materials measured in gallons: Q, tons = V x 8.33 lb/gal x SG / 2000
For bituminous materials measured in liters: Q, metric tons = V x 1.0 kg/L x SG / 1000

Where: A = Area of the HMA mixture, sq yd (sq m).
D = Depth of the HMA mixture, in. (mm).
G_{mb} = Average bulk specific gravity of the mixture, from the approved mix design.
V = Volume of the bituminous material, gal (L).
SG = Specific Gravity of bituminous material as shown on the bill of lading.

Basis of Payment. Bituminous materials cost adjustments may be positive or negative but will only be made when there is a difference between the BPI_L and BPI_P in excess of five percent, as calculated by:

Percent Difference = $\{(BPI_L - BPI_P) \div BPI_L\} \times 100$

Bituminous materials cost adjustments will be calculated for each calendar month in which applicable bituminous material is placed; and will be paid or deducted when all other contract requirements for the work placed during the month are satisfied. The adjustments shall not apply during contract time subject to liquidated damages for completion of the entire contract.

Return With Bid

OPTION FOR
BITUMINOUS MATERIALS COST ADJUSTMENT

The bidder shall submit this completed form with his/her bid. Failure to submit the form, or failure to fill out the form completely, shall make this contract exempt of bituminous materials cost adjustments. After award, this form, when submitted, shall become part of the contract.

Contract No.: _____

Company Name: _____

<u>Contractor's Option</u>:

Is your company opting to include this special provision as part of the contract?

Yes ☐ No ☐

Signature:_____ **Date:**_____

State of Illinois
DEPARTMENT OF TRANSPORTATION
Bureau of Local Roads and Streets

SPECIAL PROVISION
FOR
FUEL COST ADJUSTMENT FOR LOCAL LETTINGS

(RETURN FORM WITH BID)

Effective: June 16, 2017
Revised:

Description. Fuel cost adjustments will be made to provide additional compensation to the Contractor, or a credit to the project owner, for fluctuations in fuel prices when optioned by the Contractor. The bidder shall indicate on the attached form whether or not this special provision will be part of the contract and submit the completed form with his/her bid. Failure to submit the form or failure to indicate contract number, company name and sign and date the form shall make this contract exempt of fuel cost adjustments for all categories of work. Failure to indicate "Yes" for any category of work will make that category of work exempt from fuel cost adjustment.

General. The fuel cost adjustment shall apply to contract pay items as grouped by category. The adjustment shall only apply to those categories of work checked "Yes", and only when the cumulative plan quantities for a category exceed the required threshold. Adjustments to work items in a category, either up or down, and extra work paid for by agreed unit price will be subject to fuel cost adjustment only when the category representing the added work was subject to the fuel cost adjustment. Extra work paid for at a lump sum price or by force account will not be subject to fuel cost adjustment. Category descriptions and thresholds for application and the fuel usage factors which are applicable to each are as follows:

(a) Categories of Work.

(1) Category A: Earthwork. Contract pay items performed under Sections 202, 204, and 206 of the IDOT Standard Specifications for Road and Bridge Construction including any modified standard or nonstandard items where the character of the work to be performed is considered earthwork. The cumulative total of all applicable item plan quantities shall exceed 25,000 cu yd (20,000 cu m). Included in the fuel usage factor is a weighted average 0.10 gal/cu yd (0.50 liters/cu m) factor for trucking.

(2) Category B: Subbases and Aggregate Base Courses. Contract pay items constructed under Sections 311, 312 and 351 of the IDOT Standard Specifications for Road and Bridge Construction including any modified standard or nonstandard items where the character of the work to be performed is considered construction of a subbase or aggregate, stabilized or modified base course. The cumulative total of all applicable item plan quantities shall exceed 5000 tons (4500 metric tons). Included in the fuel usage factor is a 0.60 gal/ton (2.50 liters/metric ton) factor for trucking.

(3) Category C: Hot-Mix Asphalt (HMA) Bases, Pavements and Shoulders. Contract pay items constructed under Sections 355, 406, 407 and 482 of the IDOT Standard Specifications for Road and Bridge Construction including any modified standard or nonstandard items where the character of the work to be performed is considered HMA bases, pavements and shoulders. The cumulative total of all applicable item plan quantities shall exceed 5000 tons (4500 metric tons). Included in the fuel usage factor is 0.60 gal/ton (2.50 liters/metric ton) factor for trucking.

(4) Category D: Portland Cement Concrete (PCC) Bases, Pavements and Shoulders. Contract pay items constructed under Sections 353, 420, 421 and 483 of the IDOT Standard Specifications for Road and Bridge Construction including any modified standard or nonstandard items where the character of the work to be performed is considered PCC base, pavement or shoulder. The cumulative total of all applicable item plan quantities shall exceed 7500 sq yd (6000 sq m). Included in the fuel usage factor is 1.20 gal/cu yd (5.94 liters/cu m) factor for trucking.

(5) Category E: Structures. Structure items having a cumulative bid price that exceeds $250,000 for pay items constructed under Sections 502, 503, 504, 505, 512, 516 and 540 of the IDOT Standard Specifications for Road and Bridge Construction including any modified standard or nonstandard items where the character of the work to be performed is considered structure work when similar to that performed under these sections and not included in categories A through D.

(b) Fuel Usage Factors.

English Units

Category	Factor	Units
A - Earthwork	0.34	gal / cu yd
B – Subbase and Aggregate Base courses	0.62	gal / ton
C – HMA Bases, Pavements and Shoulders	1.05	gal / ton
D – PCC Bases, Pavements and Shoulders	2.53	gal / cu yd
E – Structures	8.00	gal / $1000

Metric Units

Category	Factor	Units
A - Earthwork	1.68	liters / cu m
B – Subbase and Aggregate Base courses	2.58	liters / metric ton
C – HMA Bases, Pavements and Shoulders	4.37	liters / metric ton
D – PCC Bases, Pavements and Shoulders	12.52	liters / cu m
E – Structures	30.28	liters / $1000

(c) Quantity Conversion Factors.

Category	Conversion	Factor
B	sq yd to ton	0.057 ton / sq yd / in depth
	sq m to metric ton	0.00243 metric ton / sq m / mm depth
C	sq yd to ton	0.056 ton / sq yd / in depth
	sq m to metric ton	0.00239 m ton / sq m / mm depth
D	sq yd to cu yd	0.028 cu yd / sq yd / in depth
	sq m to cu m	0.001 cu m / sq m / mm depth

Method of Adjustment. Fuel cost adjustments will be computed as follows.

$CA = (FPI_P - FPI_L) \times FUF \times Q$

Where: CA = Cost Adjustment, $

FPI_P = Fuel Price Index, as published by the Department of Transportation for the month the work is performed, $/gal ($/liter)

FPI_L = Fuel Price Index, as published by the Department of Transportation for the month prior to the letting for work paid for at the contract price; or for the month the agreed unit price letter is submitted by the Contractor for extra work paid for by agreed unit price, $/gal ($/liter)

FUF = Fuel Usage Factor in the pay item(s) being adjusted

Q = Authorized construction Quantity, tons (metric tons) or cu yd (cu m)

The entire FUF indicated in paragraph (b) will be used regardless of use of trucking to perform the work.

Basis of Payment. Fuel cost adjustments may be positive or negative but will only be made when there is a difference between the FPI_L and FPI_P in excess of five percent, as calculated by:

Percent Difference = $\{(FPI_L - FPI_P) \div FPI_L\} \times 100$

Fuel cost adjustments will be calculated for each calendar month in which applicable work is performed; and will be paid or deducted when all other contract requirements for the items of work are satisfied. The adjustments shall not apply during contract time subject to liquidated damages for completion of the entire contract.

Return With Bid

OPTION FOR
FUEL COST ADJUSTMENT

The bidder shall submit this completed form with his/her bid. Failure to submit the form or properly complete contract number, company name, and sign and date the form shall make this contract exempt of fuel cost adjustments in all categories. Failure to indicate "Yes" for any category of work at the time of bid will make that category of work exempt from fuel cost adjustment. After award, this form, when submitted shall become part of the contract.

Contract No.: _____

Company Name: _____

Contractor's Option:

Is your company opting to include this special provision as part of the contract plans for the following categories of work?

Category A Earthwork.	Yes	☐
Category B Subbases and Aggregate Base Courses	Yes	☐
Category C HMA Bases, Pavements and Shoulders	Yes	☐
Category D PCC Bases, Pavements and Shoulders	Yes	☐
Category E Structures	Yes	☐

Signature:_____ **Date:**_____

State of Illinois
DEPARTMENT OF TRANSPORTATION
Bureau of Local Roads and Streets

SPECIAL PROVISION
FOR
STEEL COST ADJUSTMENT FOR LOCAL LETTINGS

(RETURN FORM WITH BID)

Effective: June 16, 2017
Revised:

Description. Steel cost adjustments will be made to provide additional compensation to the Contractor, or a credit to the project owner, for fluctuations in steel prices when optioned by the Contractor. The bidder shall indicate on the attached form whether or not this special provision will be part of the contract and submit the completed form with his/her bid. Failure to submit the form or failure to indicate contract number, company name, and sign and date the form shall make this contract exempt of steel cost adjustments for all items of steel. Failure to indicate "Yes" for any item of work will make that item of steel exempt from steel cost adjustment.

Types of Steel Products. An adjustment will be made for fluctuations in the cost of steel used in the manufacture of the following items:

Metal Piling (excluding temporary sheet piling)
Structural Steel
Reinforcing Steel

Other steel materials such as dowel bars, tie bars, mesh reinforcement, guardrail, steel traffic signal and light poles, towers and mast arms, metal railings (excluding wire fence), and frames and grates will be subject to a steel cost adjustment when the pay items they are used in have a contract value of $10,000 or greater.

The adjustments shall apply to the above items when they are part of the original proposed construction, or added as extra work and paid for by agreed unit prices. The adjustments shall not apply when the item is added as extra work and paid for at a lump sum price or by force account.

Documentation. Sufficient documentation shall be furnished to the Engineer to verify the following:

(a) The dates and quantity of steel, in lb (kg), shipped from the mill to the fabricator.

(b) The quantity of steel, in lb (kg), incorporated into the various items of work covered by this special provision. The project owner reserves the right to verify submitted quantities.

Method of Adjustment. Steel cost adjustments will be computed as follows:

SCA = Q X D

Where: SCA = steel cost adjustment, in dollars
Q = quantity of steel incorporated into the work, in lb (kg)
D = price factor, in dollars per lb (kg)

$D = MPI_M - MPI_L$

Where: MPI_M = The Materials Cost Index for steel as published by the Engineering News-Record for the month the steel is shipped from the mill. The indices will be converted from dollars per 100 lb to dollars per lb (kg).

MPI_L = The Materials Cost Index for steel as published by the Engineering News-Record for the month prior to the letting for work paid for at the contract price; or for the month the agreed unit price letter is submitted by the Contractor for extra work paid for by agreed unit price. The indices will be converted from dollars per 100 lb to dollars per lb (kg).

The unit weights (masses) of steel that will be used to calculate the steel cost adjustment for the various items are shown in the attached table.

No steel cost adjustment will be made for any products manufactured from steel having a mill shipping date prior to the letting date.

If the Contractor fails to provide the required documentation, the method of adjustment will be calculated as described above; however, the MPI_M will be based on the date the steel arrives at the job site. In this case, an adjustment will only be made when there is a decrease in steel costs.

Basis of Payment. Steel cost adjustments may be positive or negative but will only be made when there is a difference between the MPI_L and MPI_M in excess of five percent, as calculated by:

Percent Difference = $\{(MPI_L - MPI_M) \div MPI_L\} \times 100$

Steel cost adjustments will be calculated by the Engineer and will be paid or deducted when all other contract requirements for the items of work are satisfied. Adjustments will only be made for fluctuations in the cost of the steel as described herein. No adjustment will be made for changes in the cost of manufacturing, fabrication, shipping, storage, etc.

The adjustments shall not apply during contract time subject to liquidated damages for completion of the entire contract.

Attachment

Item	Unit Mass (Weight)
Metal Piling (excluding temporary sheet piling)	
Furnishing Metal Pile Shells 12 in. (305 mm), 0.179 in. (3.80 mm) wall thickness)	23 lb/ft (34 kg/m)
Furnishing Metal Pile Shells 12 in. (305 mm), 0.250 in. (6.35 mm) wall thickness)	32 lb/ft (48 kg/m)
Furnishing Metal Pile Shells 14 in. (356 mm), 0.250 in. (6.35 mm) wall thickness)	37 lb/ft (55 kg/m)
Other piling	See plans
Structural Steel	See plans for weights (masses)
Reinforcing Steel	See plans for weights (masses)
Dowel Bars and Tie Bars	6 lb (3 kg) each
Mesh Reinforcement	63 lb/100 sq ft (310 kg/sq m)
Guardrail	
Steel Plate Beam Guardrail, Type A w/steel posts	20 lb/ft (30 kg/m)
Steel Plate Beam Guardrail, Type B w/steel posts	30 lb/ft (45 kg/m)
Steel Plate Beam Guardrail, Types A and B w/wood posts	8 lb/ft (12 kg/m)
Steel Plate Beam Guardrail, Type 2	305 lb (140 kg) each
Steel Plate Beam Guardrail, Type 6	1260 lb (570 kg) each
Traffic Barrier Terminal, Type 1 Special (Tangent)	730 lb (330 kg) each
Traffic Barrier Terminal, Type 1 Special (Flared)	410 lb (185 kg) each
Steel Traffic Signal and Light Poles, Towers and Mast Arms	
Traffic Signal Post	11 lb/ft (16 kg/m)
Light Pole, Tenon Mount and Twin Mount, 30 - 40 ft (9 – 12 m)	14 lb/ft (21 kg/m)
Light Pole, Tenon Mount and Twin Mount, 45 - 55 ft (13.5 – 16.5 m)	21 lb/ft (31 kg/m)
Light Pole w/Mast Arm, 30 - 50 ft (9 – 15.2 m)	13 lb/ft (19 kg/m)
Light Pole w/Mast Arm, 55 - 60 ft (16.5 – 18 m)	19 lb/ft (28 kg/m)
Light Tower w/Luminaire Mount, 80 - 110 ft (24 – 33.5 m)	31 lb/ft (46 kg/m)
Light Tower w/Luminaire Mount, 120 - 140 ft (36.5 – 42.5 m)	65 lb/ft (97 kg/m)
Light Tower w/Luminaire Mount, 150 - 160 ft (45.5 – 48.5 m)	80 lb/ft (119 kg/m)
Metal Railings (excluding wire fence)	
Steel Railing, Type SM	64 lb/ft (95 kg/m)
Steel Railing, Type S-1	39 lb/ft (58 kg/m)
Steel Railing, Type T-1	53 lb/ft (79 kg/m)
Steel Bridge Rail	52 lb/ft (77 kg/m)
Frames and Grates	
Frame	250 lb (115 kg)
Lids and Grates	150 lb (70 kg)

Return With Bid

OPTION FOR
STEEL COST ADJUSTMENT

The bidder shall submit this completed form with his/her bid. Failure to submit the form or properly complete contract number, company name, and sign and date the form shall make this contract exempt of steel cost adjustments for all items of steel. Failure to indicate "Yes" for any item of work will make that item of steel exempt from steel cost adjustment. After award, this form, when submitted shall become part of the contract.

Contract No.: _____

Company Name: _____

Contractor's Option:

Is your company opting to include this special provision as part of the contract plans for the following items of work?

Metal Piling	Yes	☐
Structural Steel	Yes	☐
Reinforcing Steel	Yes	☐
Dowel Bars, Tie Bars and Mesh Reinforcement	Yes	☐
Guardrail	Yes	☐
Steel Traffic Signal and Light Poles, Towers and Mast Arms	Yes	☐
Metal Railings (excluding wire fence)	Yes	☐
Frames and Grates	Yes	☐

Signature:_____ **Date:**_____

STATE OF ILLINOIS
DEPARTMENT OF TRANSPORTATION
BUREAU OF LOCAL ROADS AND STREETS

SPECIAL PROVISION FOR DISADVANTAGED BUSINESS ENTERPRISE PARTICIPATION FOR LOCAL LETTINGS

Issued: August 26, 2016

DISADVANTAGED BUSINESS ENTERPRISE PARTICIPATION FOR LOCAL LETTINGS

FEDERAL OBLIGATION. The Illinois Department of Transportation (Department), as a recipient of federal financial assistance, is required to take all necessary and reasonable steps to ensure nondiscrimination in the award and administration of contracts. Consequently, the federal regulatory provisions of 49 CFR Part 26 apply to this contract concerning the utilization of disadvantaged business enterprises. For the purposes of this Special Provision, a disadvantaged business enterprise (DBE) means a business certified by the Department in accordance with the requirements of 49 CFR Part 26 and listed in the Illinois Unified Certification Program (IL UCP) DBE Directory.

STATE OBLIGATION. When applicable this Special Provision will also be used by the Department to satisfy the requirements of the Business Enterprise for Minorities, Females, and Persons with Disabilities Act, 30 ILCS 575. When this Special Provision is used to satisfy state law requirements on 100 percent state-funded contracts, the federal government has no involvement in such contracts (not a federal-aid contract) and no responsibility to oversee the implementation of this Special Provision by the Department on those contracts. DBE participation on 100 percent state-funded contracts will not be credited toward fulfilling the Department's annual overall DBE goal required by the US Department of Transportation to comply with the federal DBE program requirements.

CONTRACTOR ASSURANCE. The Contractor makes the following assurance and agrees to include the assurance in each subcontract that the Contractor signs with a subcontractor.

> The Contractor, subrecipient, or subcontractor shall not discriminate on the basis of race, color, national origin, or sex in the performance of this contract. The Contractor shall carry out applicable requirements of 49 CFR Part 26 in the award and administration of contracts funded in whole or in part with federal or state funds. Failure by the Contractor to carry out these requirements is a material breach of this contract, which may result in the termination of this contract or such other remedy as the recipient deems appropriate, which may include, but is not limited to:
>
> (a) Withholding progress payments;
>
> (b) Assessing sanctions;
>
> (c) Liquidated damages; and/or
>
> (d) Disqualifying the Contractor from future bidding as non-responsible.

OVERALL GOAL SET FOR THE DEPARTMENT. As a requirement of compliance with 49 CFR Part 26, the Department has set an overall goal for DBE participation in its federally assisted contracts. That goal applies to all federal-aid funds the Department will expend in its federally assisted contracts for the subject reporting fiscal year. The Department is required to make a

good faith effort to achieve the overall goal. The dollar amount paid to all approved DBE companies performing work called for in this contract is eligible to be credited toward fulfillment of the Department's overall goal.

CONTRACT GOAL TO BE ACHIEVED BY THE CONTRACTOR. This contract includes a specific DBE utilization goal established by the Department. The goal has been included because the Department has determined that the work of this contract has subcontracting opportunities that may be suitable for performance by DBE companies. The determination is based on an assessment of the type of work, the location of the work, and the availability of DBE companies to do a part of the work. The assessment indicates that, in the absence of unlawful discrimination, and in an arena of fair and open competition, DBE companies can be expected to perform 28.99 % of the work. This percentage is set as the DBE participation goal for this contract. Consequently, in addition to the other award criteria established for this contract, the Department will only award this contract to a bidder who makes a good faith effort to meet this goal of DBE participation in the performance of the work. A bidder makes a good faith effort for award consideration if either of the following is done in accordance with the procedures set for in this Special Provision:

(a) The bidder documents that enough DBE participation has been obtained to meet the goal or,

(b) The bidder documents that a good faith effort has been made to meet the goal, even though the effort did not succeed in obtaining enough DBE participation to meet the goal.

DBE LOCATOR REFERENCES. Bidders shall consult the IL UCP DBE Directory as a reference source for DBE-certified companies. In addition, the Department maintains a letting and item specific DBE locator information system whereby DBE companies can register their interest in providing quotes on particular bid items advertised for letting. Information concerning DBE companies willing to quote work for particular contracts may be obtained by contacting the Department's Bureau of Small Business Enterprises at telephone number (217) 785-4611, or by visiting the Department's website at:
http://www.idot.illinois.gov/doing-business/certifications/disadvantaged-business-enterprise-certification/il-ucp-directory/index

BIDDING PROCEDURES. Compliance with this Special Provision is required prior to the award of the contract and the failure of the low bidder to comply will render the bid not responsive.

In order to assure the timely award of the contract, the low bidder shall submit:

(a) The bidder shall submit a DBEUtilization Plan on completed Department forms SBE 2025 and 2026.

(1) The final Utilization Plan must be submitted within five calendar days after the date of the letting in accordance with subsection (a)(2) of Bidding Procedure

(2) To meet the five day requirement, the bidder may send the Utilization Plan electronically by scanning and sending to the following email address:

monica.jimenez@cityofchicago.org

The subject line must include the contract number and the Letting date. The Utilization Plan should be sent as one .pdf file, rather than multiple files and emails for the same Item Number. It is the responsibility of the bidder to obtain confirmation of email or fax delivery.

Alternatively, the Utilization Plan may be sent to the local public agency (LPA) by certified mail or delivery service within the five calendar day period. If a question arises concerning the mailing date of a Utilization Plan, the mailing date will be established by the U.S. Postal Service postmark on the certified mail receipt from the U.S. Postal Service or the receipt issued by a delivery service when the Utilization Plan is received by the Department. It is the responsibility of the bidder to ensure the postmark or receipt date is affixed within the five days if the bidder intends to rely upon mailing or delivery to satisfy the submission day requirement. The Utilization Plan is to be submitted to:

LPA Address:
Department of Procurement Services
Certification and Compliance Unit
121 North LaSalle Street, Room 806
Chicago, Illinois 60602

The LPA will not accept a Utilization Plan if it does not meet the five day submittal requirement and the bid will be declared not responsive. In the event the bid is declared not responsive due to a failure to submit a Utilization Plan or failure to comply with the bidding procedures set forth herein, the LPA may elect to cause the forfeiture of the penal sum of the bidder's proposal guaranty, and may deny authorization to bid the project if re-advertised for bids. The LPA reserves the right to invite any other bidder to submit a Utilization Plan at any time for award consideration.

(b) The Utilization Plan shall indicate that the bidder either has obtained sufficient DBE participation commitments to meet the contract goal or has not obtained enough DBE participation commitments in spite of a good faith effort to meet the goal. The Utilization Plan shall further provide the name, telephone number, and telefax number of a responsible official of the bidder designated for purposes of notification of Utilization Plan approval or disapproval under the procedures of this Special Provision.

(c) The Utilization Plan shall include a DBE Participation Commitment Statement, Department form SBE 2025, for each DBE proposed for the performance of work to achieve the contract goal. For bidding purposes, submission of the completed SBE 2025 forms, signed by the DBEs and scanned or faxed to the bidder will be acceptable as long as the original is available and provided upon request. All elements of information indicated on the said form shall be provided, including but not limited to the following:

(1) The names and addresses of DBE firms that will participate in the contract;

(2) A description, including pay item numbers, of the work each DBE will perform;

(3) The dollar amount of the participation of each DBE firm participating. The dollar amount of participation for identified work shall specifically state the quantity, unit price, and total subcontract price for the work to be completed by the DBE. If partial pay items are to be performed by the DBE, indicate the portion of each item, a unit price where appropriate and the subcontract price amount;

(4) DBE Participation Commitment Statements, form SBE 2025, signed by the bidder and each participating DBE firm documenting the commitment to use the DBE subcontractors whose participation is submitted to meet the contract goal;

(5) If the bidder is a joint venture comprised of DBE companies and non-DBE companies, the Utilization Plan must also include a clear identification of the portion of the work to be performed by the DBE partner(s); and,

(6) If the contract goal is not met, evidence of good faith efforts; the documentation of good faith efforts must include copies of each DBE and non-DBE subcontractor quote submitted to the bidder when a non-DBE subcontractor is selected over a DBE for work on the contract.

GOOD FAITH EFFORT PROCEDURES. The contract will not be awarded until the Utilization Plan submitted by the apparent successful bidder is approved. All information submitted by the bidder must be complete, accurate and adequately document that enough DBE participation has been obtained or document that good faith efforts of the bidder, in the event enough DBE participation has not been obtained, before the Department will commit to the performance of the contract by the bidder. The Utilization Plan will be approved by the Department if the Utilization Plan documents sufficient commercially useful DBE work to meet the contract goal or the bidder submits sufficient documentation of a good faith effort to meet the contract goal pursuant to 49 CFR Part 26, Appendix A. The Utilization Plan will not be approved by the Department if the Utilization Plan does not document sufficient DBE participation to meet the contract goal unless the apparent successful bidder documented in the Utilization Plan that it made a good faith effort to meet the goal. This means that the bidder must show that all necessary and reasonable steps were taken to achieve the contract goal. Necessary and reasonable steps are those which, by their scope, intensity and appropriateness to the objective, could reasonably be expected to obtain sufficient DBE participation, even if they were not successful. The Department will consider the quality, quantity, and intensity of the kinds of efforts that the bidder has made. Mere *pro forma* efforts, in other words, efforts done as a matter of form, are not good faith efforts; rather, the bidder is expected to have taken genuine efforts that would be reasonably expected of a bidder actively and aggressively trying to obtain DBE participation sufficient to meet the contract goal.

(a) The following is a list of types of action that the Department will consider as part of the evaluation of the bidder's good faith efforts to obtain participation. These listed factors are not intended to be a mandatory checklist and are not intended to be exhaustive. Other factors or efforts brought to the attention of the Department may be relevant in appropriate cases, and will be considered by the Department.

(1) Soliciting through all reasonable and available means (e.g. attendance at pre-bid meetings, advertising and/or written notices) the interest of all certified DBE companies that have the capability to perform the work of the contract. The bidder must solicit this interest within sufficient time to allow the DBE companies to respond to the solicitation. The bidder must determine with certainty if the DBE companies are interested by taking appropriate steps to follow up initial solicitations.

(2) Selecting portions of the work to be performed by DBE companies in order to increase the likelihood that the DBE goals will be achieved. This includes, where appropriate, breaking out contract work items into economically feasible units to facilitate DBE participation, even when the prime Contractor might otherwise prefer to perform these work items with its own forces.

(3) Providing interested DBE companies with adequate information about the plans, specifications, and requirements of the contract in a timely manner to assist them in responding to a solicitation.

(4) a. Negotiating in good faith with interested DBE companies. It is the bidder's responsibility to make a portion of the work available to DBE subcontractors and suppliers and to select those portions of the work or material needs consistent with the available DBE subcontractors and suppliers, so as to facilitate DBE participation. Evidence of such negotiation includes the names, addresses, and telephone numbers of DBE companies that were considered; a description of the information provided regarding the plans and specifications for the work selected for subcontracting; and evidence as to why additional agreements could not be reached for DBE companies to perform the work.

b. A bidder using good business judgment would consider a number of factors in negotiating with subcontractors, including DBE subcontractors, and would take a firm's price and capabilities as well as contract goals into consideration. However, the fact that there may be some additional costs involved in finding and using DBE companies is not in itself sufficient reason for a bidder's failure to meet the contract DBE goal, as long as such costs are reasonable. Also the ability or desire of a bidder to perform the work of a contract with its own organization does not relieve the bidder of the responsibility to make good faith efforts. Bidders are not, however, required to accept higher quotes from DBE companies if the price difference is excessive or unreasonable. In accordance with subsection (c)(6) of the above Bidding Procedures, the documentation of good faith efforts must include copies of each DBE and non-DBE subcontractor

quote submitted to a bidder when non-DBE subcontractor was selected over a DBE for work on the contract.

(5) Not rejecting DBE companies as being unqualified without sound reasons based on a thorough investigation of their capabilities. The bidder's standing within its industry, membership in specific groups, organizations, or associations and political or social affiliations (for example union vs. non-union employee status) are not legitimate causes for the rejection or non-solicitation of bids in the bidder's efforts to meet the project goal.

(6) Making efforts to assist interested DBE companies in obtaining bonding, lines of credit, or insurance as required by the recipient or Contractor.

(7) Making efforts to assist interested DBE companies in obtaining necessary equipment, supplies, materials, or related assistance or services.

(8) Effectively using the services of available minority/women community organizations; minority/women contractors' groups; local, state, and federal minority/women business assistance offices; and other organizations as allowed on a case-by-case basis to provide assistance in the recruitment and placement of DBE companies.

(b) If the Department determines that the apparent successful bidder has made a good faith effort to secure the work commitment of DBE companies to meet the contract goal, the Department will award the contract provided that it is otherwise eligible for award. If the Department determines that the bidder has failed to meet the requirements of this Special Provision or that a good faith effort has not been made, the Department will notify the responsible company official designated in the Utilization Plan that the bid is not responsive. The notification shall include a statement of reasons for the determination. If the Utilization Plan is not approved because it is deficient as a technical matter, unless waived by the Department, the bidder will be notified and will be allowed no more than a five calendar day period in order to cure the deficiency.

(c) The bidder may request administrative reconsideration of a determination adverse to the bidder within the five working days after the receipt of the notification date of the determination by delivering the request to the Department of Transportation, Bureau of Small Business Enterprises, Contract Compliance Section, 2300 South Dirksen Parkway, Room 319, Springfield, Illinois 62764 (Telefax: (217) 785-1524). Deposit of the request in the United States mail on or before the fifth business day shall not be deemed delivery. The determination shall become final if a request is not made and delivered. A request may provide additional written documentation or argument concerning the issues raised in the determination statement of reasons, provided the documentation and arguments address efforts made prior to submitting the bid. The request will be forwarded to the Department's Reconsideration Officer. The Reconsideration Officer will extend an opportunity to the bidder to meet in person in order to consider all issues of documentation and whether the bidder made a good faith effort to meet the goal. After the review by the Reconsideration Officer, the bidder will

be sent a written decision within ten working days after receipt of the request for consideration, explaining the basis for finding that the bidder did or did not meet the goal or make adequate good faith efforts to do so. A final decision by the Reconsideration Officer that a good faith effort was made shall approve the Utilization Plan submitted by the bidder and shall clear the contract for award. A final decision that a good faith effort was not made shall render the bid not responsive.

CALCULATING DBE PARTICIPATION. The Utilization Plan values represent work anticipated to be performed and paid for upon satisfactory completion. The Department is only able to count toward the achievement of the overall goal and the contract goal the value of payments made for the work actually performed by DBE companies. In addition, a DBE must perform a commercially useful function on the contract to be counted. A commercially useful function is generally performed when the DBE is responsible for the work and is carrying out its responsibilities by actually performing, managing, and supervising the work involved. The Department and Contractor are governed by the provisions of 49 CFR Part 26.55(c) on questions of commercially useful functions as it affects the work. Specific counting guidelines are provided in 49 CFR Part 26.55, the provisions of which govern over the summary contained herein.

(a) DBE as the Contractor: 100 percent goal credit for that portion of the work performed by the DBE's own forces, including the cost of materials and supplies. Work that a DBE subcontracts to a non-DBE does not count toward the DBE goals.

(b) DBE as a joint venture Contractor: 100 percent goal credit for that portion of the total dollar value of the contract equal to the distinct, clearly defined portion of the work performed by the DBE's own forces.

(c) DBE as a subcontractor: 100 percent goal credit for the work of the subcontract performed by the DBE's own forces, including the cost of materials and supplies, excluding the purchase of materials and supplies or the lease of equipment by the DBE subcontractor from the prime Contractor or its affiliates. Work that a DBE subcontractor in turn subcontracts to a non-DBE does not count toward the DBE goal.

(d) DBE as a trucker: 100 percent goal credit for trucking participation provided the DBE is responsible for the management and supervision of the entire trucking operation for which it is responsible. At least one truck owned, operated, licensed, and insured by the DBE must be used on the contract. Credit will be given for the following:

(1) The DBE may lease trucks from another DBE firm, including an owner-operator who is certified as a DBE. The DBE who leases trucks from another DBE receives credit for the total value of the transportation services the lessee DBE provides on the contract.

(2) The DBE may also lease trucks from a non-DBE firm, including from an owner-operator. The DBE who leases trucks from a non-DBE is entitled to credit only for the fee or commission is receives as a result of the lease arrangement.

(e) DBE as a material supplier:

(1) 60 percent goal credit for the cost of the materials or supplies purchased from a DBE regular dealer.

(2) 100 percent goal credit for the cost of materials of supplies obtained from a DBE manufacturer.

(3) 100 percent credit for the value of reasonable fees and commissions for the procurement of materials and supplies if not a DBE regular dealer or DBE manufacturer.

CONTRACT COMPLIANCE. Compliance with this Special Provision is an essential part of the contract. The Department is prohibited by federal regulations from crediting the participation of a DBE included in the Utilization Plan toward either the contract goal or the Department's overall goal until the amount to be applied toward the goals has been paid to the DBE. The following administrative procedures and remedies govern the compliance by the Contractor with the contractual obligations established by the Utilization Plan. After approval of the Utilization Plan and award of the contract, the Utilization Plan and individual DBE Participation Statements become part of the contract. If the Contractor did not succeed in obtaining enough DBE participation to achieve the advertised contract goal, and the Utilization Plan was approved and contract awarded based upon a determination of good faith, the total dollar value of DBE work calculated in the approved Utilization Plan as a percentage of the awarded contract value shall become the amended contract goal. All work indicated for performance by an approved DBE shall be performed, managed, and supervised by the DBE executing the DBE Participation Commitment Statement.

(a) NO AMENDMENT. No amendment to the Utilization Plan may be made without prior written approval from the Department's Bureau of Small Business Enterprises. All requests for amendment to the Utilization Plan shall be submitted to the Department of Transportation, Bureau of Small Business Enterprises, Contract Compliance Section, 2300 South Dirksen Parkway, Room 319, Springfield, Illinois 62764. Telephone number (217) 785-4611. Telefax number (217) 785-1524.

(b) CHANGES TO WORK. Any deviation from the DBE condition-of-award or contract plans, specifications, or special provisions must be approved, in writing, by the Department as provided elsewhere in the Contract. The Contractor shall notify affected DBEs in writing of any changes in the scope of work which result in a reduction in the dollar amount condition-of-award to the contract. Where the revision includes work committed to a new DBE subcontractor, not previously involved in the project, then a Request for Approval of Subcontractor, Department form BC 260A or AER 260A, must be signed and submitted. If the commitment of work is in the form of additional tasks assigned to an existing subcontract, than a new Request for Approval of Subcontractor shall not be required. However, the Contractor must document efforts to assure that the

existing DBE subcontractor is capable of performing the additional work and has agreed in writing to the change.

(c) SUBCONTRACT. The Contractor must provide DBE subcontracts to IDOT upon request. Subcontractors shall ensure that all lower tier subcontracts or agreements with DBEs to supply labor or materials be performed in accordance with this Special Provision.

(d) ALTERNATIVE WORK METHODS. In addition to the above requirements for reductions in the condition of award, additional requirements apply to the two cases of Contractor-initiated work substitution proposals. Where the contract allows alternate work methods which serve to delete or create underruns in condition of award DBE work, and the Contractor selects that alternate method or, where the Contractor proposes a substitute work method or material that serves to diminish or delete work committed to a DBE and replace it with other work, then the Contractor must demonstrate one of the following:

(1) That the replacement work will be performed by the same DBE (as long as the DBE is certified in the respective item of work) in a modification of the condition of award; or

(2) That the DBE is aware that its work will be deleted or will experience underruns and has agreed in writing to the change. If this occurs, the Contractor shall substitute other work of equivalent value to a certified DBE or provide documentation of good faith efforts to do so; or

(3) That the DBE is not capable of performing the replacement work or has declined to perform the work at a reasonable competitive price. If this occurs, the Contractor shall substitute other work of equivalent value to a certified DBE or provide documentation of good faith efforts to do so.

(e) TERMINATION AND REPLACEMENT PROCEDURES. The Contractor shall not terminate or replace a DBE listed on the approved Utilization Plan, or perform with other forces work designated for a listed DBE except as provided in this Special Provision. The Contractor shall utilize the specific DBEs listed to perform the work and supply the materials for which each is listed unless the Contractor obtains the Department's written consent as provided in subsection (a) of this part. Unless Department consent is provided for termination of a DBE subcontractor, the Contractor shall not be entitled to any payment for work or material unless it is performed or supplied by the DBE in the Utilization Plan.

As stated above, the Contractor shall not terminate or replace a DBE subcontractor listed in the approved Utilization Plan without prior written consent. This includes, but is not limited to, instances in which the Contractor seeks to perform work originally designated for a DBE subcontractor with its own forces or those of an affiliate, a non-DBE firm, or with another DBE firm. Written consent will be granted only if the Bureau of Small Business Enterprises agrees, for reasons stated in its concurrence document, that

the Contractor has good cause to terminate or replace the DBE firm. Before transmitting to the Bureau of Small Business Enterprises any request to terminate and/or substitute a DBE subcontractor, the Contractor shall give notice in writing to the DBE subcontractor, with a copy to the Bureau, of its intent to request to terminate and/or substitute, and the reason for the request. The Contractor shall give the DBE five days to respond to the Contractor's notice. The DBE so notified shall advise the Bureau and the Contractor of the reasons, if any, why it objects to the proposed termination of its subcontract and why the Bureau should not approve the Contractor's action. If required in a particular case as a matter of public necessity, the Bureau may provide a response period shorter than five days.

For purposes of this paragraph, good cause includes the following circumstances:

(1) The listed DBE subcontractor fails or refuses to execute a written contract;

(2) The listed DBE subcontractor fails or refuses to perform the work of its subcontract in a way consistent with normal industry standards. Provided, however, that good cause does not exist if the failure or refusal of the DBE subcontractor to perform its work on the subcontract results from the bad faith or discriminatory action of the prime contractor;

(3) The listed DBE subcontractor fails or refuses to meet the prime Contractor's reasonable, nondiscriminatory bond requirements;

(4) The listed DBE subcontractor becomes bankrupt, insolvent, or exhibits credit unworthiness;

(5) The listed DBE subcontractor is ineligible to work on public works projects because of suspension and debarment proceedings pursuant 2 CFR Parts 180, 215 and 1200 or applicable state law.

(6) You have determined that the listed DBE subcontractor is not a responsible contractor;

(7) The listed DBE subcontractor voluntarily withdraws from the projects and provides to you written notice of its withdrawal;

(8) The listed DBE is ineligible to receive DBE credit for the type of work required;

(9) A DBE owner dies or becomes disabled with the result that the listed DBE subcontractor is unable to complete its work on the contract;

(10) Other documented good cause that compels the termination of the DBE subcontractor. Provided, that good cause does not exist if the prime Contractor seeks to terminate a DBE it relied upon to obtain the contract so that the prime Contractor can self-perform the work for which the DBE contractor was engaged or

so that the prime Contractor can substitute another DBE or non-DBE contractor after contract award.

When a DBE is terminated, or fails to complete its work on the Contract for any reason the Contractor shall make a good faith effort to find another DBE to substitute for the original DBE to perform at least the same amount of work under the contract as the terminated DBE to the extent needed to meet the established Contract goal. The good faith efforts shall be documented by the Contractor. If the Department requests documentation under this provision, the Contractor shall submit the documentation within seven days, which may be extended for an additional seven days if necessary at the request of the Contractor. The Department shall provide a written determination to the Contractor stating whether or not good faith efforts have been demonstrated.

(f) PAYMENT RECORDS. The Contractor shall maintain a record of payments for work performed to the DBE participants. The records shall be made available to the LPA and Department for inspection upon request. After the performance of the final item of work or delivery of material by a DBE and final payment therefore to the DBE by the Contractor, but not later than thirty calendar days after payment has been made by the LPA to the Contractor for such work or material, the Contractor shall submit a DBE Payment Agreement on Department form SBE 2115 to the Resident Engineer. If full and final payment has not been made to the DBE, the DBE Payment Agreement shall indicate whether a disagreement as to the payment required exists between the Contractor and the DBE or if the Contractor believes that the work has not been satisfactorily completed. If the Contractor does not have the full amount of work indicated in the Utilization Plan performed by the DBE companies indicated in the Utilization Plan and after good faith efforts are reviewed, the LPA may deduct from contract payments to the Contractor the amount of the goal not achieved as liquidated and ascertained damages. The Contractor may request an administrative reconsideration of any amount deducted as damages pursuant to subsection (h) of this part.

(g) ENFORCEMENT. The LPA reserves the right to withhold payment to the Contractor to enforce the provisions of this Special Provision. Final payment shall not be made on the contract until such time as the Contractor submits sufficient documentation demonstrating achievement of the goal in accordance with this Special Provision or after liquidated damages have been determined and collected.

(h) RECONSIDERATION. Notwithstanding any other provision of the contract, including but not limited to Article 109.09 of the Standard Specifications, the Contractor my request administrative reconsideration of a decision to deduct the amount of the goal not achieved as liquidated damages. A request to reconsider shall be delivered to the Contract Compliance Section and shall be handled and considered in the same manner as set forth in paragraph (c) of “Good Faith Effort Procedures” of this Special Provision, except a final decision that a good faith effort was not made during contract performance to achieve the goal agreed to in the Utilization Plan shall be the final administrative decision of the Department. The result of the reconsideration process is not administratively appealable to the U.S. Department of Transportation.

CHICAGO DEPARTMENT OF TRANSPORTATION (CDOT)

SPECIAL PROVISIONS

Substitution of Warm Mix Asphalt for Hot Mix Asphalt (CDOT)

Effective: April 1, 2015
Revised: February 10, 2020

Description. Work under this item shall consist of designing, producing and placing Warm Mix Asphalt (WMA) in lieu of Hot Mix Asphalt (HMA). Work shall be performed according to sections 406, 1030, and 1102 of the Standard Specifications for Road and Bridge Construction and the IDOT Warm Mix Asphalt (BDE) except as herein modified.

General Requirements. The use of WMA technology shall be required in all mixtures containing recycled content.

Equipment. The use of a foaming technology shall not be allowed. Warm Mix Asphalt additives shall be incorporated at the plant and according to Article 1102.01(a)(10) of the Standard Specifications.

Mix Design. If a mix design was not originally designed with a WMA additive included as part of the initial submittal and approval, the contractor shall perform a verification of their existing approved mix design with the warm mix additive incorporated at the manufacturers recommended dosage. The verification testing, at optimum AC, shall be comprised of one G_{mb} and one G_{mm} sample. The voids shall be within 0.5% of the design value. A Hamburg test (AASHTO T 324) will be required and shall be in accordance with the "HMA Mix Design Requirements (D-1)" Special Provision. One wheel shall be required; an average is acceptable. The volumetric and Hamburg results shall be submitted to the Commissioner for approval. The Commissioner reserves the right to perform their own verification testing using blended aggregate supplied by the contractor.

Construction Requirements.

Add the following paragraph to Article 1030.06(a) of the Standard Specifications:

"If a test strip has already been performed and approved on the design, used as HMA, then a new test strip shall not be required on the design used as WMA. If a nuclear correlation was performed and approved on the design, used as HMA, a new correlation shall not be required on the design used as WMA unless the Commissioner determines a new correlation is necessary."

Basis of Payment.

All costs associated with this special provision shall be considered incidental to the contract unit price of the HMA mixes involved.

PAVING SPECIAL PROVISION FOR WMA/HMA/SMA MATERIALS

Effective: April 1, 2016

Description. Work under this item shall consist of all construction activities associated with the milling and paving of Warm Mix Asphalt (WMA)/Hot Mix Asphalt (HMA)/Stone Matrix Asphalt (SMA) materials. Work shall be performed according to the IDOT Standard Specifications for Road and Bridge Construction (SSRBC), except as herein modified. This Special Provision addresses the proper techniques for longitudinal joint construction, compaction, segregation control, mixture transportation, smoothness, and tack coat preparation and application.

General Requirements. Must meet equipment requirements for Illinois Department of Transportation Prequalification in Work Category 3 – Hot Mix Asphalt (HMA) Plant Mix, requiring an approved HMA plant, an approved HMA spreading and finishing machine and compaction equipment.

Construction Requirements.

Article 406.05(a) Preparation. Insert the following paragraph after the third paragraph.

> "All loose material shall be removed from the surface to be paved. Any material not well adhered to the underlying strata shall be removed prior to application of tack coat."

Article 406.05(b)(1) Tack Coat for Brick, Concrete or HMA Bases. Replace the first sentence with the following:

> "The pavement shall be cleaned to the engineer's satisfaction and free of dirt, dust, debris, organic matter, and other deleterious materials prior to application of tack coat. The contractor shall notify the Engineer that the pavement is ready for inspection prior to tack coat application. The contractor shall provide sufficient notice to the Engineer to allow for inspection and testing at the Engineer's discretion."

Article 406.05(b) Tack or Prime Coat. Delete the first sentence of the second paragraph and replace it with the following:

> "Residual asphalt rate shall be tested sufficiently to ensure proper application. For CDOT projects, the minimum frequency of testing shall be one test per lift for every 5,000 Tons placed, or every 5th paving day, whichever occurs first. If failing results are encountered, each application shall be tested until passing results are found. Payment deduction will be enforced for all pavement affected by failing results. A failing test applies to all areas from the beginning of the job or the most recent passing result. Payment for areas with less than required tack coat shall be:
>
> % Payment = (Tack Coat Applied)/(Tack Coat Required) X 100%

The reduction will be applied to the payment for the HMA lift immediately above the insufficient tack coat."

Article 406.06(e) Spreading and Finishing. Insert the following paragraphs after the second sentence in the last paragraph:

"The stringline shall be painted on the pavement or base in a manner that provides a clear, well defined path for the paver operator to follow. The paver operator shall operate the paver in such a manner that the stringline guide is clearly visible. The stringline shall be used for every lift. Additional care must be taken where curved streets are being paved to ensure a good guideline through the curves.

All paving shall be performed with an operating vibratory screed. The vibrator must be functional for the entire width of the screed and shall be active during all paving.

The use of the grade reference device is required for all mainline pavement. Any pavement obstructions which restrict its use must be reported to the Engineer immediately.

The paver screed shall be operated such that the end gate shoe is in contact with or within ½" of the pavement surface while paving to properly form the pavement edge and minimize the need for raking at the joints."

Article 406.06(f) Segregation Control. Insert the following paragraph after the third paragraph:

"The Engineer will inspect the pavement for evidence of segregated mix producing "fat" spots. "Fat" spots are defined as localized areas of high AC content and may appear to the eye as small areas of flushing. For any HMA lift, a 1 ton deduction in quantity will be applied for each fat spot exceeding 1' x 1'. Removal and replacement may be required by the Engineer in the case of excessively large areas.

CDOT HMA Workmanship Inspection forms will document fat spots and other forms of segregation and will be required for payment and project close-out."

Article 406.06(g)(1) Transverse Joints. Insert the following sentence after the last paragraph:

"A transverse construction joint shall be established any time the paving operation is halted for 20 minutes or more."

Article 406.06(g)(2) Construction Joints. Insert the following paragraph after the last paragraph:

"The contractor shall continuously monitor the constructed longitudinal joints for straightness. Using the 16' rolling straight edge (required to be provided by the

contractor per Article 406.11), the Engineer will assess a 1 ton quantity deduction for each instance where a 2" or greater deviation in the longitudinal joint is found within the length of the straightedge. No more than 1 deduction will be assessed in any 16' length. Joint straightness deductions will be reported as part of the CDOT Daily HMA Workmanship Inspection form and are required for payments and for project close-out."

Article 406.07(a) Rollers. Revise Table 1 note /3 to read:

"A vibratory roller (V_D) may be used in lieu of the pneumatic-tired roller."

Article 406.07(c) Density. Insert the following paragraph after the first paragraph:

"All cores for acceptance of HMA shall be cut within 24 hours of paving and all test results shall be transmitted to the Engineer with 24 hours of coring. No further paving shall be permitted until all results are submitted to the Engineer."

Article 406.11 Surface Tests. Revise the second sentence of the first paragraph to read:

"Surface variations of the mainline pavement shall not exceed 3/8 in. (5 mm)."

Article 406.11 Surface Tests. Insert the following paragraph after the last paragraph:

"The Engineer will test smoothness daily, preferably during paving to allow for the possibility of rolling out some defects and minimize the need for additional traffic control. Each paved lane will be tested, at a minimum in the wheel path closest to the centerline of the roadway. The Engineer may, at their discretion, allow exclusion of penalty in areas extending 10' from the radius of a street return and 5' from an embedded drainage or utility structure, as well as test sections. All smoothness inspection shall be reported on the CDOT Daily HMA Workmanship Inspection form and are required for payments and for project close-out."

Article 1030.05(d)(3) Required Field Tests. Add the following sentence to the end of the second paragraph:

"The lowest acceptable R-squared for a correlation in the Standard Test Method for Correlating Nuclear Gauge Densities shall be 0.87."

Article 1030.08 Transportation. Insert the following paragraph after the first paragraph:

"Diesel shall be prohibited from use as a cleaner or release agent on the box, gate, pan and other areas of HMA contact. The detection of diesel in these areas is grounds for rejection of the load, even if it has already been dumped into the hopper of the paver. Trucks rejected from the job site will not be allowed back on CDOT projects until inspected and accepted by the Engineer."

Article 1030.08 Transportation. Insert the following paragraph after the last paragraph:

> "Trucks with tarps that do not fully cover the truck bed shall be prohibited from the project. All trucks shall be equipped with a suitable spread pan to allow the HMA to be dumped into the paver hopper with minimal spillage."

Article 1101.01(g) Rollers. Add to the last paragraph the following:

> "The Engineer will confirm the recommended frequency and amplitude have been verified daily by QC with a reed tachometer and properly documented on the appropriate QC forms and density reports."

ATTACHMENT 4: PLANS

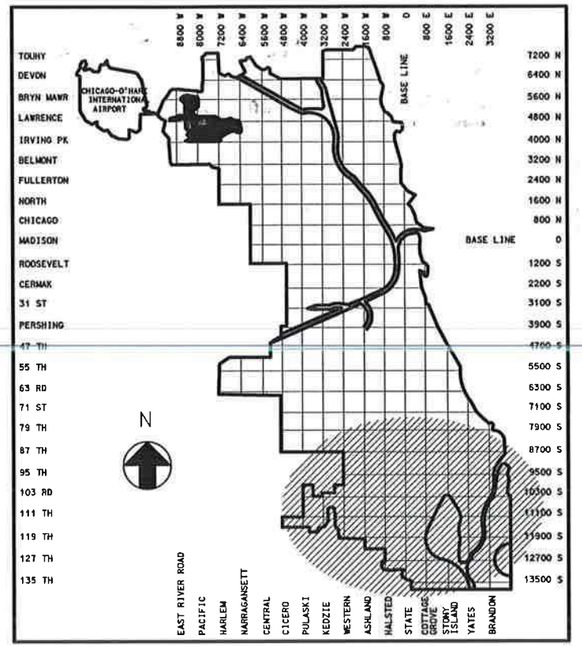

PROJECT LENGTH = 10.50 MILES

STATE OF ILLINOIS
CITY OF CHICAGO

LORI E. LIGHTFOOT, MAYOR

DEPARTMENT OF TRANSPORTATION

GIA BIAGI, COMMISSIONER

DIVISION OF ENGINEERING

DANIEL BURKE, P.E., S.E., MANAGING DEPUTY COMMISSIONER

CONTRACT PLANS

FOR

ARTERIAL STREET RESURFACING
PROJECT 94 - FAR SOUTH AREA

THESE PLANS COMPLY WITH THE CURRENT POLICY OF THE CITY OF CHICAGO TO FACILITATE THE MOBILITY OF PEOPLE WITH DISABILITIES

CITY OF CHICAGO
DEPARTMENT OF TRANSPORTATION

DATE: 3/29/2021

APPROVED: _____ PROJECT MANAGER

APPROVED: _____ ASSISTANT CHIEF HIGHWAY ENGINEER DIVISION OF ENGINEERING

APPROVED: _____ MANAGING DEPUTY COMMISSIONER, DIVISION OF ENGINEERING

APPROVED: _____ COMMISSIONER

STATE OF ILLINOIS
DEPARTMENT OF TRANSPORTATION

PASSED: _____ 20__

DISTRICT ENGINEER LOCAL ROADS & STREETS

RELEASING FOR BID BASED ON LIMITED REVIEW _____ 20__

REGIONAL ENGINEER

DESIGN DESIGNATIONS

1. W. 71ST STREET - 777 (21) MINOR ARTERIAL 0.35 (FD-20)
2. W. 74TH STREET - 623 (21) MINOR COLLECTOR 0.46 (FD-20)
3. E. 75TH STREET - 399 (21) MINOR COLLECTOR 0.34 (FD-20)
4. W. 103RD STREET - 1407 (21) MINOR ARTERIAL 0.06 (FD-20)
5. S. COLUMBUS AVENUE - 1190 (21) MINOR ARTERIAL 0.66 (FD-20)
6. S. COMMERCIAL AVENUE - 353 (21) MAJOR COLLECTOR 0.43 (FD-20)
7. DR. MARTIN LUTHER KING JR. DRIVE - 732 (21) MAJOR COLLECTOR 0.42 (FD-20)
8. S. HALSTED STREET - 854 (21) MINOR ARTERIAL 0.69 (FD-20)
9. S. HALSTED STREET - 1549 (21) MINOR ARTERIAL 0.45 (FD-20)
10. S. HALSTED STREET - 1197 (21) MINOR ARTERIAL 0.75 (FD-20)
11. W. 111TH STREET - 1260 (21) MINOR ARTERIAL 0.75 (FD-20)
12. S. RACINE AVENUE - 119 (21) MINOR COLLECTOR 0.11 (FD-20)
13. S. STONY ISLAND AVENUE - 2124 (21) OTHER PRINCIPAL ARTERIAL 1.19 (FD-20)

C.D.O.T. PROJECT NO.: B-7-176
SECTION NO.: 17-B7176-00-RS
STATE JOB NO.: C-88-012-20
FED. JOB NO.: XSSJ(274)

CHRISTOPHER S. WOLFF
062-060467
REGISTERED PROFESSIONAL ENGINEER OF ILLINOIS

Exp. 11/21

LOCATIONS

1. W. 71ST STREET - S. ASHLAND AVE. TO S. RACINE AVE.
2. W. 74TH STREET - S. DAMEN AVE. TO S. HERMITAGE AVE.
3. E. 75TH STREET - S. PAXTON AVE. TO S. EXCHANGE AVE.
4. W. 103RD STREET - S. MAPLEWOOD AVE. TO S. WESTERN AVE.
5. W. COLUMBUS AVENUE - S. PULASKI RD. TO S. 83RD PL.
6. S. COMMERIAL AVENUE - E. 100TH ST. TO E. 94TH ST.
7. S. DR. MARTIN LUTHER KING JR DRIVE - E. 76TH ST. TO E. MARQUETTE RD.
8. S. HALSTED STREET - W. 79TH ST TO W. 75TH ST.
9. S. HALSTED STREET - W. 93RD ST. TO W. 115TH ST.
10. S. HALSTED STREET - W. 90TH ST. TO W. 87TH ST.
11. W. MONTEREY AVENUE - S. LONGWOOD DR. TO S. VINCENNES AVE.
12. S. RACINE AVENUE - W. 89TH ST. TO W. 93RD ST.
13. S. STONY ISLAND AVENUE - E. 79TH ST. TO E. 94TH ST.

THIS CERTIFIED THAT THESE DRAWING HAVE BEEN REVIEWED TO THE BEST OF MY KNOWLEDGE AND THATI BELIEVE THEY ARE IN ACCORDANCE WITH THEAMERICANS WITH DISABILITIES ACT (ADA), AND ALLCODES AND BUILDING ORDINANCES OF THE CITY OFCHICAGO STATE OF ILLINOIS.

LICENSED ARCHITECT/LANDSCAPE ARCHITECT/ LICENSED ENGINEER 062-060467

ISSUED BY: DEPARTMENT OF PROCUREMENT SERVICES
SHANNON E. ANDREWS, CHIEF PROCUREMENT OFFICER

PRIOR TO **CONSTRUCTION, THE CONTRACTOR** SHALL TELEPHONE D.I.G.G.E.R. AT 312-744-7000 FOR UNDERGROUND UTILITY LOCATIONS

INDEX OF SHEETS

SHEET NUMBER	SHEET TITLE
1	COVER
2	INDEX
3	NOTES
4-6	SUMMARY OF QUANTITIES
7-8	TYPICAL SECTIONS
9-66	PAVEMENT MARKING PLANS
67-124	SIGNAGE PLANS
125-129	LOOP DETECTOR PLANS
130-155	ALIGNMENT SHEETS
156-180	ADA RAMP QUANTITIES
181-185	SPECIAL DETAILS
186-190	ADA RAMP DETAILS
191-195	PAVEMENT MARKING DETAILS
196-238	STANDARD DETAILS

HIGHWAY STANDARDS

IDOT STANDARD NO.	TITLE OR DESCRIPTION
701501-06	URBAN LANE CLOSURE, 2L, 2W, UNDIVIDED
701502-09	URBAN LANE CLOSURE, 2L, 2W, WITH BIDIRECTIONAL LEFT TURN LANE
701601-09	URBAN LANE CLOSURE, MULTILANE, 1W OR 2W WITH NONTRAVERSABLE MEDIAN
701602-10	URBAN LANE CLOSURE, MULTILANE, 2W WITH BIDIRECTIONAL LEFT TURN LANE
701606-10	URBAN LANE CLOSURE, MULTILANE, 2W WITH MOUNTABLE MEDIAN
701701-10	URBAN LANE CLOSURE, MULTILANE INTERSECTION
701801-06	SIDEWALK, CORNER, OR CROSSWALK CLOSURE
701901-08	TRAFFIC CONTROL DEVICES
781001-04	TYPICAL APPLICATIONS RAISED REFLECTIVE PAVEMENT MARKERS
701427-05	LANE CLOSURE, MULTILANE, INTERMITTENT OR MOVING OPER., FOR SPEEDS ≤ 40 MPH
606001-07	CONCRETE CURB TYPE B AND COMBINATION CONCRETE CURB AND GUTTER
606301-04	PC CONCRETE ISLANDS AND MEDIANS
701006-05	OFF-ROAD OPERATIONS, 2L, 2W, 15' TO 24" FROM PAVEMENT EDGE
701011-04	OFF-ROAD OVING OPERATIONS. 2L, 2W, DAY ONLY
701301-04	LANE CLOSURE, 2L, 2W, SHORT TIME OPERATIONS
701311-03	LANE CLOSURE 2L, 2W, MOVING OPERATIONS, DAY ONLY
701101-05	OFF-ROAD OPERATIONS, MULTILANE, 15' TO 24" FROM PAVEMENT EDGE

IDOT DISTRICT 1 NO.	TITLE OR DESCRIPTION
BD400-05 BD32	BUTT JOINT AND HMA TAPER DETAILS
TC-10	TRAFFIC CONTROL AND PROTECTION FOR SIDE ROADS, INTERSECTIONS, AND DRIVEWAYS
TC-11	TYPICAL APPLICATIONS RAISED REFLECTIVE PAVEMENT MARKERS (SNOW-PLOW RESISTANT)
TC-14	TRAFFIC CONTROL AND PROTECTION AT TURN BAYS (TO REMAIN OPEN TO TRAFFIC)
TC-22	ARTERIAL ROAD INFORMATION SIGN
TC-24	CITY OF CHICAGO TYPICAL PAVEMENT MARKINGS

PROJECT: ARTERIAL STREET RESURFACING PROJECT NO. 94 - FAR SOUTH AREA
CDOT PROJECT NO.: B-7-176

HOT-MIX ASPHALT - Mix Selection Table

3R RESURFACING PROJECTS

HOT-MIX ASPHALT MIXTURE REQUIREMENTS	
MIXTURE TYPE	AIR VOIDS @ Ndes
HOT-MIX ASPHALT SURFACE COURSE, IL-9.5, MIX "D", N50, 1-1/2"	4% @ 50 Gyr.
HOT-MIX ASPHALT SURFACE COURSE, IL-9.5, MIX "D", N70, 1-1/2"	4% @ 70 Gyr.
HOT-MIX ASPHALT BINDER COURSE (HAND METHOD), N50 (IL-9.5MM)	4% @ 50 Gyr.
HOT-MIX ASPHALT BINDER COURSE (HAND METHOD), N70 (IL-9.5MM)	4% @ 70 Gyr.
POLYMERIZED HOT-MIX ASPHALT SURFACE COURSE, IL-9.5, MIX "E", N70, 1-3/4"	4% @ 70 Gyr.
POLYMERIZED HOT-MIX ASPHALT BINDER COURSE, IL-4.75, N50, 3/4"	3.5% @ 50 Gyr.
CLASS "D" PATCHES (HMA BINDER IL-19 mm), 9"	4% @ 70 Gyr.

THE UNIT WEIGHT USED TO CALCULATE ALL HMA SURFACE MIXTURE QUANTITIES IS 112 LBS/SQYD/IN.

THE "AC TYPE" FOR POLYMERIZED HMA MIXES SHALL BE "SBS/SBR PG 76-22" AND FOR ALL NON-POLYMERIZED HMA THE "AC TYPE" SHALL BE "PG 64-22" UNLESS MODIFIED BY SPECIAL PROVISIONS.

FOR USE OF RECYCLED MATERIALS SEE SPECIAL PROVISIONS.

THE LONGITUDINAL JOINT SEALANT SHALL BE PLACED OVER POLYMERIZED HMA BINDER IL-4.75 N50

PATCHING LOCATIONS WILL BE DETERMINED IN THE FIELD BY THE RESIDENT ENGINEER

GENERAL NOTES

1. REMOVAL LIMITS WILL BE DETERMINED BY THE COMMISSIONER BASED ON EXISTING CONDITIONS.

2. THE GENERAL CONTRACTOR IS REQUIRED TO HIRE AN ENVIRONMENTAL FIRM TO CONTINUOUSLY MONITOR THE WORKER SAFETY AND SOIL CONTAMINATION AT SEVERAL LOCATIONS. SEE SPECIAL PROVISION AND SUPPLEMENTAL SPECIFICATIONS FOR DETAILS.

3. PRIOR TO THE START OF CONSTRUCTION, THE CONTRACTOR MUST SUBMIT A PROPOSED CONSTRUCTION SCHEDULE IN A FORMAT APPROVED BY THE COMMISSIONER. NO WORK WILL BE PERMITTED TO PROCEED UNTIL THE PROPOSED SCHEDULE IS REVIEWED AND APPROVED BY THE COMMISSIONER.

4. IN AREAS WHERE MULTIPLE LOCATIONS ARE PROPOSED TO BE CONSTRUCTED, THE CONTRACTOR WILL BE REQUIRED TO STAGE WORK SO AS NOT TO ADVERSELY AFFECT THE FLOW OF PEDESTRIAN AND VEHICULAR TRAFFIC WITHIN THE GENERAL AREA. THE PROPOSED CONSTRUCTION SCHEDULE SHOULD REFLECT A PROGRESSION OF WORK THAT WILL MAINTAIN TRAFFIC TO THE SATISFACTION OF THE COMMISSIONER.

5. THE CITY RESERVE THE RIGHT TO ORDER, IN WRITING, CHANGES IN THE WORK OR THE CONTRACT TIME. THESE CHANGES MAY CONSIST OF ADDITIONS, DELETIONS OR OTHER REVISIONS, AT THE DISCRETION OF THE CITY.

6. WHEN UNFORESEEN CIRCUMSTANCES IMPACT THE CONTRACTORS APPROVED CONSTRUCTION SCHEDULE, IT MAY BE NECESSARY TO ADJUST OR REVISE THE SCHEDULE IN ORDER TO MAINTAIN PROGRESS AND PROVIDE FOR PEDESTRIAN AND VEHICULAR SAFETY. THE CONTRACTOR SHALL COOPERATE FULLY WITH THE CITY IN THIS REGARD.

7. LANE CLOSURES, WORK ZONE RESTRICTIONS, REVISED WORK DAY HOURS AND WEEKEND OR HOLIDAY WORK SCHEDULES ARE SUBJECT TO THE APPROVAL OF THE COMMISSIONER. THE CONTRACTOR MUST RECEIVE WRITTEN AUTHORIZATION, EITHER BY PERMIT OR NOTIFICATION BY THE COMMISSIONER, BEFORE PROCEEDING WITH WORK UNDER THESE CIRCUMSTANCES.

8. PERMITS FROM THE DEPARTMENT OF WATER MANAGEMENT ARE REQUIRED FOR ALL UNDERGROUND STORM, SANITARY OR COMBINED SEWER SYSTEM CONSTRUCTION, AND FOR ALL WORK INVOLVING ADJUSTMENT OF SEWER STRUCTURES. THE DEPARTMENT OF WATER MANAGEMENT PERMIT MUST BE OBTAINED BY A LICENSED SEWER DRAIN LAYER PRIOR TO THE START OF CONSTRUCTION. THE LICENSED SEWER CONTRACTOR/SUBCONTRACTOR MUST SUBMIT TWO SETS OF PLANS APPROVED BY THE DEPARTMENT OF BUILDINGS (DOB) FOR THE ISSUE OF THE SEWER PERMIT TO CITY HALL, 121 N. LASALLE STREET - ROOM 804, CHICAGO, IL 60602. INSPECTION WILL BE PROVIDED BY THE DEPARTMENT OF WATER MANAGEMENT.

9. IN CASE OF DAMAGE TO THE CITY OF CHICAGO SEWERS, PRIVATE AND PUBLIC DRAINS, SEWER STRUCTURES AND/OR BENCH MONUMENTS, THE CONTRACTOR SHALL IMMEDIATELY CONTACT THE DEPARTMENT OF WATER MANAGEMENT AT (312) 747-7892 OR (312) 747-7893.

10. PERFORATED LIDS SHALL BE PLACED ON ALL MANHOLES AND CATCH BASINS.

11. ALL BROKEN, CRACKED, WORN OR OTHERWISE DAMAGED OR BICYCLE UNSAFE FRAMES AND GRATES .OR LIDS ON SEWER STRUCTURES SHALL BE REPLACED WITH NEW DEPARTMENT OF WATER MANAGEMENT STANDARD FRAMES AND GRATES OR LIDS.

12. THE CONTRACTOR MUST DELIVER ALL OLD SEWER RELATED FRAMES AND LIDS TO THE DEPARTMENT OF WATER MANAGEMENT, 3901 S. ASHLAND AVENUE, CHICAGO, IL 60609 BETWEEN 10:00 AM AND 2:00 PM AND ALL CITY ELECTRIC RELATED FRAMES AND LIDS TO BUREAU OF ELECTRICITY, 4101 S. CICERO AVENUE, CHICAGO,IL 60604.

13. CITY OF CHICAGO WATER VALVE VAULTS AND SEWER STRUCTURES SHALL NOT BE CLOSED, COVERED OR OTHERWISE OBSTRUCTED DURING CONSTRUCTION WITHOUT WRITTEN PERMISSION FROM THE CITY OF CHICAGO DEPARTMENT OF WATER MANAGEMENT.

14. CURB AND GUTTER CONSTRUCTION SHALL PROVIDE A MINIMUM CURB HEIGHT OF 3 INCHES AND A MAXIMUM HEIGHT OF 9 INCHES.

15. STOCKPILING OF EXCAVATED MATERIALS AND/OR CONSTRUCTION DEBRIS ON THE JOBSITE WILL NOT BE PERMITTED AND SHALL BE REMOVED FROM THE JOBSITE EACH AND EVERY DAY AND DISPOSED OF IN ACCORDANCE WITH ARTICLE 202.03 OF THE STANDARD SPECIFICATIONS. FAILURE TO COMPLY WITH THIS REQUIREMENT SHALL BE CONSIDERED A TRAFFIC CONTROL DEFICIENCY AND WILL BE SUBJECT TO CHARGES IN ACCORDANCE WITH THE ITEM TRAFFIC CONTROL COMPLETE.

16. "FRESH OIL" SIGNS MUST BE POSTED AT ALL INGRESSES TO PRIMED SURFACES. FAILURE TO INSTALL AND MAINTAIN THESE SIGNS WILL BE CONSIDERED A TRAFFIC CONTROL DEFICIENCY AND THE CONTRACTOR SHALL BE SUBJECT TO CHARGES IN ACCORDANCE WITH THE ITEM TRAFFIC CONTROL COMPLETE.

17. THE CONTRACTOR SHALL PROVIDE ADDITIONAL TRAFFIC CONTROL DEVICES APPROVED BY THE COMMISSIONER AND TWO FLAG-PERSONS DURING HMA SURFACE REMOVAL, PLACING LEVELING BINDER AND SURFACE COURSES ON ROADWAYS OPEN TO TRAFFIC. THE USE OF TWO (2) CERTIFIED FLAGPERSONS SHALL BE MANDATORY AT ALL TIMES. ADDITIONAL TRA.FFIC CONTROL DEVICES AND FLAGPERSONS SHALL NOT BE PAID FOR SEPARATELY BUT CONSIDERED INCIDENTAL TO THE ITEM TRAFFIC CONTROL COMPLETE. FAILURE TO PROVIDE ADEQUATE TRAFFIC CONTROL OR FLAGPERSONS SHALL BE CONSIDERED A TRAFFIC CONTROL DEFICIENCY AND THE CONTRACTOR WILL BE SUBJECT TO CHARGES IN ACCORDANCE WITH THE ITEM TRAFFIC CONTROL COMPLETE.

18. "FLOW BOYS" SHALL BE USED AT ALL LOCATIONS WHERE VERTICAL CLEARANCE PRECLUDES THE USE OF NORMAL DUMP TRUCKS. THE USE OF "FLOW BOYS" WILL NOT BE PAID FOR SEPARATELY. ALL COSTS ASSOCIATED WITH USING "FLOW BOYS" SHALL BE INCLUDED IN THE BID UNIT PRICES OF THE HOT-MIX ASPHALT BINDER AND SURFACE COURSE ITEMS INVOLVED.

19. THE CONTRACTOR SHALL PROTECT ALL SECTIONS OF NEWLY COMPACTED HMA SURFACE COURSES FROM PEDESTRIAN AND VEHICULAR TRAFFIC UNTIL THEY COOL DOWN TO THE SATISFACTION OF THE COMMISSIONER. DAMAGES TO THE MAT SHALL BE FIXED IMMEDIATELY TO THE SATISFACTION OF THE COMMISSIONER.

20. IN THE EVENT THAT THE CONTRACTOR CANNOT FINISH THE MILLING AND/OR PAVING OPERATION DUE TO DELAYS CAUSED BY THE CITY OR PRIVATE UTILITY WORK OR ADJACENT CONSTRUCTION AND MOVES TO ANOTHER LOCATION, OR TERMINATES HIS OPERATION, THE CONTRACTOR MUST FINISH THE MILLING AND/OR PAVING OPERATION AS SOON AS SAID LOCATION IS CLEARED OF ALL CONFLICTING WORK AT NO ADDITIONAL COST TO THE CITY.

21. THE CONTRACTOR MUST NOTIFY THE DEPARTMENT OF STREETS AND SANITATION AT 312-746-4524 72 HOURS PRIOR TO THE NEED FOR TOWING RELOCATION OF VEHICLES. THE CITY OF CHICAGO WILL BE RESPONSIBLE FOR REMOVING PARKED VEHICLES LOCATED IN THE SCHEDULED WORK AREA. SIGNS PREVENTING PARKING WILL BE POSTED BY THE COMMISSIONER OR HIS STAFF 72 HOURS BEFORE THE WORK IS SCHEDULED. PRIOR TO POSTING SIGNS THE COMMISSIONER SHALL NOTIFY THE ALDERMAN'S OFFICE OF THE RESURFACING SCHEDULE. THE POLICE ARE TO BE PRESENT TO ISSUE TICKETS AND SUPERVISE TOWING PRIOR TO THE RELOCATION OF VEHICLES.

22. IN THE EVENT THAT THE WORK TO BE PERFORMED ON A STREET SEGMENT WHERE PARKING HAS BEEN PROHIBITED WILL BE POSTPONED FOR 5 WORKING DAYS OR MORE, THE CONTRACTOR MUST NOTIFY THE COMMISSIONER TO REMOVE THE "NO PARKING" SIGNS AND ADVISE THE COMMISSIONER WHEN THE WORK WILL RESUME FOR THE COMMISSIONER OR HIS STAFF TO RE-POST THE "NO PARKING" SIGNS 48 HOURS PRIOR TO RESUMPTION OF WORK.

23. THE CONTRACTOR SHALL FURNISH THE NAME(S) OF THE QC MANAGER LEVEL II TECHNICIAN ASSIGNED TO THE PROJECT AT THE TIME OF THE PRE-CONSTRUCTION MEETING.

24. BEFORE STARTING ANY EXCAVATION, THE CONTRACTOR SHALL CALL "JULIE" AT 800-892-0123 AND C.U.A.N. (CHICAGO UTILITY ALERT NETWORK) AT 312-744-7000 FOR FIELD LOCATIONS OF BURIED ELECTRICAL, TELEPHONE, AND GAS FACILITIES. (72 HOUR NOTIFICATION IS REQUIRED).

25. 10 FEET TRANSITIONS SHALL BE USED TO MATCH PROPOSED CURB AND GUTTER AND MEDIAN ITEMS OF WORK TO EXISTING CURB AND GUTTER AND MEDIAN IN THE FIELD, UNLESS OTHERWISE SHOWN. THE TRANSITIONS SHALL BE PAID FOR AT THE CONTRACT UNIT PRICE FOR THE PROPOSED ITEMS OF WORK SPECIFIED IN THIS CONTRACT.

26. THE CONTRACTOR SHALL COORDINATE ACTIVITIES WITH UTILITY COMPANIES AND THE CITY OF CHICAGO.

27. THE CONTRACTOR WILL NOT BE ALLOWED TO SET UP A YARD OR FIELD OFFICE ON STATE PROPERTY WITHOUT WRITTEN PERMISSION FROM I.D.O.T. OR THE CITY OF CHICAGO.

28. BUTT JOINTS SHALL BE INSTALLED AT THE ENDS OF ALL RESURFACING (WHERE RESURFACING MEETS THE EXISTING PAVEMENT), IN ACCORDANCE WITH THE "BUTT JOINT DETAILS AT INTERSECTIONS".

29. WHENEVER, DURING CONSTRUCTION OPERATIONS, ANY LOOSE MATERIAL IS DEPOSITED IN THE FLOW LINE OF DRAINAGE STRUCTURES SUCH THAT THE NATURAL FLOW OF WATER IS OBSTRUCTED, IT SHALL BE REMOVED AT THE CLOSE OF EACH WORKING DAY. AT THE CONCLUSION OF CONSTRUCTION OPERATIONS, ALL UTILITY STRUCTURES SHALL BE FREE FROM DIRT AND DEBRIS. THE WORK SPECIFIED ABOVE WILL NOT BE PAID FOR SEPARATELY BUT SHALL BE INCLUDED IN THE COST FOR CATCH BASINS AND MANHOLES TO BE ADJUSTED IN THIS CONTRACT.

30. ANY EXISTING STORM SEWER DAMAGED BY THE CONTRACTOR DURING CONSTRUCTION SHALL BE REPLACED BY THE CONTRACTOR AT NO COST TO THE CITY.

31. THREE QUARTER INCH (3/4") THICK EXPANSION JOINT SHALL BE PLACED BETWEEN THE SIDEWALK AND ALL STRUCTURES SUCH AS ADJACENT BUILDINGS, CURBS, LIGHT STANDARDS, TRAFFIC LIGHT STANDARDS AND MANHOLES WHICH EXTEND THROUGH THE SIDEWALK. THIS WORK SHALL BE CONSIDERED INCIDENTAL TO THE COST OF PCC SIDEWALK.

32. CONTRACTOR IS TO RESTORE ALL UNPAVED AREAS DAMAGED DURING CONSTRUCTION OPERATIONS TO THEIR ORIGINAL CONDITION INCLUDING THE FINE GRADING AND SODDING BEYOND THE AREA OF THE PROPOSED SEEDING AND SODDING, AS SHOWN ON THE STANDARD DETAILS, AT NO ADDITIONAL COST TO THE CITY.

33. THE CONTRACTOR SHALL PROVIDE ACCESS TO ABUTTING PROPERTY AT ALL TIMES DURING THE CONSTRUCTION OF THIS PROJECT, EXCEPT FOR PERIODS OF SHORT DURATION.

34. IT SHALL BE THE CONTRACTOR'S RESPONSIBILITY TO VERIFY ALL DIMENSIONS AND CONDITIONS EXISTING IN THE FIELD PRIOR TO ORDERING MATERIALS AND BEGINNING OF CONSTRUCTION.

35. ALL SAW CUTTING SHALL BE INCLUDED IN THE UNIT COST OF REMOVAL ITEMS IN THIS CONTRACT AND SHALL BE PERFORMED PRIOR TO THE START OF REMOVAL. ANY ITEMS OF WORK REMOVED PRIOR TO SAW CUTTING WILL NOT BE MEASURED FOR PAYMENT.

36. PAY ITEMS IN THE SUMMARY OF QUANTITIES HAVE BEEN ESTIMATED. IF, IN THE ENGINEER'S OPINION, THE WORK IS NOT REQUIRED, THE ITEM WILL BE DEDUCTED FROM THE CONTRACT AND NO ADDITIONAL COMPENSATION TO THE CONTRACTOR WILL BE ALLOWED.

37. BUS PAD STANDARD DIMENSION SHALL BE 10' X 80' AND SHALL BE INSTALLED AFTER THE PLACEMENT OF THE FINAL SURFACE COURSE. THE FINAL LOCATION OF ALL BUS STOP PADS MUST BE VERIFIED IN THE FIELD AND APPROVED BY THE COMMISSIONER PRIOR TO CONSTRUCTION.

38. ALL ELEVATIONS SHOWN ON THE PLANS REFER TO CHICAGO CITY DATUM, WHICH IS 579.88 FEET ABOVE MEAN SEA LEVEL, NEW YORK 1935 ADJUSTMENT.

39. ALL DIMENSIONS SHOWN ON THE PLANS ARE TO THE FACE OF CURB UNLESS OTHERWISE NOTED.

40. THE CONTRACTOR SHALL IMMEDIATELY NOTIFY THE DEPARTMENT OF TRANSPORTATION OF ANY DAMAGE TO CITY OWNED AND MAINTAINED TRAFFIC SIGNS, SIGNALS, GUARDRAILS, FENCES, ETC.

41. ANY PAVEMENT REMOVAL AND REPLACEMENT OPERATION TO BE PERFORMED DIRECTLY ABOVE A COMED LINE SHALL BE CLOSELY COORDINATED WITH THAT UTILITY. CDOT AND COMED REPRESENTATIVES SHALL BE PRESENT DURING THE PERFORMANCE OF THIS WORK.

42. USE EXTREME CAUTION AND HAND DIG WHEN NECESSARY IN CLOSE PROXIMITY TO PEOPLES ENERGY FACILITIES.

43. THE CONTRACTOR SHALL MAINTAIN THE SURFACE DRAINAGE OF THE ROAD DURING CONSTRUCTION UNTIL THE CITY ACCEPTS MAINTENANCE OF THE IMPROVED STREET.

44. THE COST OF REMOVING BRICKS WITHIN THE SIDEWALK REMOVAL LIMITS SHALL BE CONSIDERED INCLUDED IN THE COST OF SIDEWALK REMOVAL. REMOVAL OF EXISTING BENCHES, BICYCLE RACKS, AND TRASH RECEPTACLES WILL BE CONSIDERED INCLUDED IN THE COST OF SIDEWALK REMOVAL.

45. THE CONTRACTOR SHALL NOTIFY THE POST OFFICE OF ANY MAILBOX TO BE REMOVED OR RELOCATED. THE COST OF ANY COORDINATION WITH THE POST OFFICE SHALL BE CONSIDERED INCLUDED IN THE COST OF SIDEWALK REMOVAL.

46. THE CONTRACTOR SHALL CHECK THE ELEVATION AT THE PROPERTY LINE BEFORE SETTING THE TOP OF CURB ELEVATION AND, IF NECESSARY, SHALL ALTER THE CURB EXPOSED AND/OR GUTTER ELEVATION TO MEET THE ADJACENT PROPERTY LINE ELEVATION TO THE SATISFACTION OF THE COMMISSIONER.

47. ALL WORK MUST CONFORM TO THE MOST CURRENT CHICAGO DEPARTMENT OF TRANSPORTATION RULES AND REGULATIONS FOR WORK IN THE PUBLIC WAY IN COMPLIANCE WITH THE AMERICANS WITH DISABILITIES ACT, AVAILABLE ON THE CITY OF CHICAGO WEBSITE.

48. THE ENTIRE AREA WHICH IS TO RECEIVE 'BITUMINOUS MATERIALS (TACK COAT) SHALL BE SWEPT CLEAN BEFORE THE MATERIAL APPLICATION. SWEEPINGS SHALL NOT BE DEPOSITED IN THE GUTTER OR ON THE CURB, PARKWAY, OR SIDEWALK, BUT SHALL BE PICKED UP AND DISPOSED OF PROPERLY.

49. THE CONTRACTOR SHALL CONTACT THE IDOT TRAFFIC CONTROL SUPERVISOR AT KALPANA-KANNAN.HOSADURGA@ILLINOIS.GOV A MINIMUM OF 72 HOURS IN ADVANCE OF BEGINNING WORK.

50. ALL WORK ON IDOT ROADWAYS SHALL OCCUR DURING THE ALLOWABLE WORKING HOURS AS SPECIFIED IN THE SPECIAL PROVISION "KEEPING ARTERIALS OPEN TO TRAFFIC."

51. THE LIMITS OF RESURFACING ON SIDE STREETS THROUGHOUT THE IMPROVEMENT SHALL BE AT THE END OF THE RADIUS RETURN UNLESS OTHERWISE NOTED OR AS DIRECTED BY THE RESIDENT ENGINEER.

SUMMARY OF QUANTITIES PER LOCATION
ARTERIAL STREET RESURFACING PROJECT 94 - FAR SOUTH AREA
CDOT PROJECT NO. B-7-176

Item No.	Code Number	Description	Unit	TOTAL	W. 71st St. (S. Ashland Ave. - S. Racine Ave.) .50 Miles	W. 74th St. (S. Damen Ave. - S. Hermitage Ave.) 0.30 Miles	E. 75th St. (S. Paxton Ave. - S. Exchange Ave.) 0.50 Miles	W. 103rd St. (S. Maplewood Ave. - S. Western Ave.) 0.20 Miles	S. Columbus Ave. (S. Pulaski Rd. - W. 83rd Pl.) 0.65 Miles	S. Commercial Ave. (E. 100th St. - E. 94th St.) 0.75 Miles	Dr. Martin Luther King Jr. Dr. (E. 76th St. - E. Marquette Rd.) 1.15 Miles	S. Halsted St. (W. 79th St. - W. 75th St.) 0.50 Miles	S. Halsted St. (W. 93rd St. - W. 115th St.) 2.80 Miles	S. Halsted St. (W. 87th St. - W. 90th St.) 0.35 Miles	W. 111th St./W. Monterey Ave. (S. Longwood Dr./S. Prospect Dr. - S. Vincennes Ave.) 0.40 Miles	S. Racine Ave. (W. 89th St. - W. 93rd St.) 0.50 Miles	S. Stony Island Ave. (E. 79th St. - E. 94th St.) 1.90 Miles
1	20200100	EARTH EXCAVATION	CU YD	224	9	34	4	8	5	22	35	1	18	16	13	2	57
2	21101615	TOPSOIL FURNISH AND PLACE, 4"	SQ YD	1,380	165	115	70	45	85	100	105	15	55	10	135	40	440
3	25200110	SODDING, SALT TOLERANT	SQ YD	1,380	165	115	70	45	85	100	105	15	55	10	135	40	440
4	CDOT3110010	SAND CUSHION, VARIABLE DEPTH	CU YD	107	5	3	5	2	7	8	12	5	28	4	4	5	19
5	31101100	SUB-BASE GRANULAR MATERIAL, TYPE B	CU YD	210	10	6	10	4	13	15	23	10	56	7	8	10	38
6	40600290	BITUMINOUS MATERIALS (TACK COAT)	POUND	238,504	9,104	5,543	8,600	4,980	11,336	7,822	20,616	9,917	64,976	9,088	9,396	6,202	70,924
7	40600400	MIXTURE FOR CRACKS, JOINTS, AND FLANGEWAYS	TON	35	0	0	5	0	5	5	0	5	5	0	5	0	5
8	40600900	HOT MIX ASPHALT BINDER COURSE (HAND METHOD), N50	TON	36	0	7	11	0	0	10	0	0	0	0	0	8	0
9	40600901	HOT MIX ASPHALT BINDER COURSE (HAND METHOD), N70	TON	267	12	0	0	7	15	0	26	13	81	12	12	0	89
10	40603200	POLYMERIZED HOT-MIX ASPHALT BINDER COURSE, IL-4.75, N50	TON	14,582	557	339	526	305	693	479	1,260	607	3,971	556	575	379	4,335
11	40600982	HOT-MIX ASPHALT SURFACE REMOVAL - BUTT JOINT	SQ YD	4,220	300	120	320	140	200	260	380	180	900	200	240	240	740
12	40600985	PORTLAND CEMENT CONCRETE SURFACE REMOVAL - BUTT JOINT	SQ YD	150	0	0	0	0	0	0	0	50	50	0	0	0	50
13	40604060	HOT-MIX ASPHALT SURFACE COURSE, IL-9.5, MIX "D", N50	TON	772	0	0	0	0	0	0	0	0	0	0	0	772	0
14	40604062	HOT-MIX ASPHALT SURFACE COURSE, IL-9.5, MIX "D", N70	TON	12,001	1,133	690	1,071	620	1,411	974	2,566	1,235	0	1,131	1,170	0	0
15	40604172	POLYMERIZED HOT-MIX ASPHALT SURFACE COURSE, IL-9.5, MIX "E", N70	TON	19,732	0	0	0	0	0	0	0	0	9,434	0	0	0	10,298
16	CDOT4240010	PORTLAND CEMENT CONCRETE SIDEWALK 5 INCH	SQ FT	26,712	1,660	3,116	840	1,040	1,112	2,060	3,142	150	1,976	1,080	2,286	480	7,770
17	CDOT4240030	PORTLAND CEMENT CONCRETE ADA RAMP 5 INCH	SQ FT	25,440	3,093	2,620	1,455	308	1,437	2,721	704	254	913	165	2,177	1,768	7,825
18	CDOT4240040	PORTLAND CEMENT CONCRETE ADA RAMP 8 INCH	SQ FT	11,546	0	304	0	538	1,198	236	1,750	0	1,607	368	1,682	0	3,863
19	CDOT4240055	LINEAR DETECTABLE WARNING TILES (CAST IRON)	SQ FT	4,176	444	360	216	72	240	336	156	36	276	60	408	168	1,404
20	CDOT4240065	RADIAL DETECTABLE WARNING TILES (CAST IRON)	SQ FT	788	76	62	33	33	62	51	62	8	47	11	87	29	227
21	CDOT4240070	PROPERTY LINE CURB	FOOT	1,312	80	100	40	20	154	80	100	10	110	20	228	80	290
22	*****	DRIVEWAY AND ALLEY PAVEMENT, REMOVE AND REPLACE, 8 INCH (HIGH EARLY STRENGTH)	SQ YD	420	20	12	20	8	26	30	46	20	112	14	16	20	76
23	*****	PAVEMENT REMOVAL AND REPLACEMENT, 10 INCH (HIGH EARLY STRENGTH)	SQ YD	1,424	0	0	712	89	0	0	178	89	0	0	0	0	356
24	*****	MAINTENANCE OF ACCESS TO ABUTTING PROPERTY	TON	57	3	2	3	1	4	4	6	3	14	2	2	3	10
25	CDOT4400010	HOT-MIX ASPHALT SURFACE REMOVAL, VARIABLE DEPTH	SQ YD	353,335	13,487	8,211	12,740	7,377	16,794	11,589	30,541	14,692	96,260	13,464	13,920	9,188	105,072
26	*****	CONCRETE SURFACE REMOVAL, VARIABLE DEPTH	SQ YD	3,000	0	0	200	0	260	300	0	200	1,120	0	160	0	760
27	44000100	PAVEMENT REMOVAL	SQ YD	2,173	100	60	100	40	130	150	230	100	633	70	80	100	380
28	44000200	DRIVEWAY PAVEMENT REMOVAL	SQ YD	163	8	5	8	3	10	12	18	8	42	6	6	8	29
29	44000300	CURB REMOVAL	FOOT	267	13	8	13	5	17	19	29	13	70	9	10	13	48
30	44003100	MEDIAN REMOVAL	SQ FT	150	0	0	0	0	0	0	0	0	150	0	0	0	0
31	44000500	COMBINATION CURB AND GUTTER REMOVAL	FOOT	8,847	919	776	428	20	528	674	658	89	522	117	865	308	2,943
32	44000600	SIDEWALK REMOVAL	SQ FT	51,091	4,333	3,940	2,090	242	3,757	3,847	3,826	369	3,418	778	5,710	2,248	16,533
33	44201337	CLASS C PATCHES, TYPE I, 9 INCH	SQ YD	152	7	5	7	3	10	11	17	7	40	5	6	7	27
34	44201341	CLASS C PATCHES, TYPE II, 9 INCH	SQ YD	206	10	6	10	4	13	15	22	10	54	7	8	10	37
35	44201345	CLASS C PATCHES, TYPE III, 9 INCH	SQ YD	267	13	8	13	5	17	19	29	13	70	9	10	13	48
36	44201347	CLASS C PATCHES, TYPE IV, 9 INCH	SQ YD	420	20	12	20	8	26	30	46	20	112	14	16	20	76
37	44201749	CLASS D PATCHES, TYPE I, 9 INCH	SQ YD	1,235	59	36	59	24	77	88	135	59	328	41	47	59	223
38	44201753	CLASS D PATCHES, TYPE II, 9 INCH	SQ YD	1,571	75	45	75	30	97	112	172	75	418	53	60	75	284
39	44201757	CLASS D PATCHES, TYPE III, 9 INCH	SQ YD	1,612	77	46	77	31	100	115	176	77	429	54	62	77	291
40	44201759	CLASS D PATCHES, TYPE IV, 9 INCH	SQ YD	1,367	65	39	65	26	85	98	150	65	364	46	52	65	247
41	Z0018900	DRILL AND GROUT DOWEL BARS	EACH	1,258	131	108	61	33	71	94	91	13	67	17	118	42	412

CDOT
CHICAGO DEPARTMENT OF TRANSPORTATION

REVISIONS			
NO.	BY	DATE	DESCRIPTION

CITY OF CHICAGO
DEPARTMENT OF TRANSPORTATION
DIVISION OF ENGINEERING

2021 ARTERIAL STREET RESURFACING
FAR SOUTH AREA B-7-176

SUMMARY OF QUANTITIES

SCALE: N.T.S.

SHEET NO. 4

DATE: 4/16/2021

SUMMARY OF QUANTITIES PER LOCATION
ARTERIAL STREET RESURFACING PROJECT 94 - FAR SOUTH AREA
CDOT PROJECT NO. B-7-176

Item No.	Code Number	Description	Unit	TOTAL	W. 71st St. (S. Ashland Ave. - S. Racine Ave.) .50 Miles	W. 74th St. (S. Damen Ave. - S. Hermitage Ave.) 0.30 Miles	E. 75th St. (S. Paxton Ave. - S. Exchange Ave.) 0.50 Miles	W. 103rd St. (S. Maplewood Ave. - S. Western Ave.) 0.20 Miles	S. Columbus Ave. (S. Pulaski Rd. - W. 83rd Pl.) 0.65 Miles	S. Commercial Ave. (E. 100th St. - E. 94th St.) 0.75 Miles	Dr. Martin Luther King Jr. Dr. (E. 76th St. - E. Marquette Rd.) 1.15 Miles	S. Halsted St. (W. 79th St. - W. 75th St.) 0.50 Miles	S. Halsted St. (W. 93rd St. - W. 115th St.) 2.80 Miles	S. Halsted St. (W. 87th St. - W. 90th St.) 0.35 Miles	W. 111th St./W. Monterey Ave. (S. Longwood Dr./S. Prospect Dr. - S. Vincennes Ave.) 0.40 Miles	S. Racine Ave. (W. 89th St. - W. 93rd St.) 0.50 Miles	S. Stony Island Ave. (E. 79th St. - E. 94th St.) 1.90 Miles
42	*****	DRILL AND GROUT TIE BARS	EACH	3,759	392	323	182	97	212	282	272	38	200	49	352	124	1,236
43	60252800	CATCH BASINS TO BE RECONSTRUCTED	EACH	5	1	1	1	0	0	0	0	1	0	0	0	1	0
44	CDOT6020010	CATCH BASINS, TYPE A, 4 FT DIAMETER, TYPE 1 FRAME, OPEN LID (CITY OF CHICAGO)	EACH	5	0	0	0	0	1	1	1	0	1	0	0	0	1
45	*****	STORM SEWER, TYPE 2, 8 INCH, DUCTILE IRON PIPE (DIP), CLASS 52	FOOT	75	0	0	0	0	15	15	15	0	15	0	0	0	15
46	60500205	FILLING CATCH BASINS	EACH	5	0	0	0	0	1	1	1	0	1	0	0	0	1
47	*****	CATCH BASINS TO BE ADJUSTED	EACH	243	3	4	17	17	24	2	4	33	63	5	0	11	60
48	*****	MANHOLES TO BE ADJUSTED	EACH	80	7	2	15	0	0	10	1	0	23	1	0	8	13
49	*****	MANHOLES TO BE ADJUSTED (SPECIAL)	EACH	24	2	1	4	0	0	3	0	0	6	1	0	3	4
50	*****	INLETS TO BE ADJUSTED	EACH	39	1	0	22	0	6	2	2	1	1	0	0	4	0
51	*****	VALVE VAULTS TO BE ADJUSTED	EACH	67	3	1	0	18	16	0	0	25	4	0	0	0	0
52	*****	WATER METER VAULTS TO BE ADJUSTED	EACH	21	1	1	0	5	4	0	0	7	1	1	0	0	1
53	*****	HANDHOLES TO BE ADJUSTED	EACH	30	0	0	0	6	0	5	0	5	13	0	0	0	1
54	*****	DOMESTIC WATER SHUT-OFF BOXES AND VALVE BOXES TO BE ADJUSTED	EACH	25	1	1	1	1	2	2	3	1	6	1	1	1	4
55	*****	ADJUSTING RING, METAL	EACH	57	3	2	3	1	4	4	6	3	14	2	2	3	10
56	*****	ADDITIONAL MASONRY	VERT FT	18	1	1	1	1	1	2	2	1	3	1	1	1	2
57	*****	FRAMES	EACH	34	2	3	4	2	3	2	2	3	3	1	1	4	4
58	*****	LIDS	EACH	43	2	1	5	3	5	3	1	5	5	1	2	3	7
59	*****	LIDS, ADA COMPLIANT	EACH	20	1	1	1	1	1	3	2	1	3	1	1	2	2
60	*****	FRAMES, SPECIAL	EACH	13	1	0	1	1	2	1	1	1	2	0	1	1	1
61	*****	LIDS, SPECIAL	EACH	17	1	0	2	1	1	1	1	1	4	1	1	1	2
62	CDOT6060020	COMBINATION CONCRETE CURB AND GUTTER, TYPE B-V.12	FOOT	9,380	979	806	453	242	528	704	678	94	498	122	880	308	3,088
63	60601105	CONCRETE CURB, TYPE M	FOOT	107	5	3	5	2	7	8	12	5	28	4	4	5	19
64	60600605	CONCRETE CURB, TYPE B	FOOT	335	10	6	10	4	13	15	23	10	181	7	8	10	38
65	60618300	CONCRETE MEDIAN SURFACE, 4 INCH	SQ FT	441	0	0	0	0	0	0	0	0	441	0	0	0	0
66	64300240	IMPACT ATTENUATORS (FULLY REDIRECTIVE, NARROW), TEST LEVEL 2	EACH	4	0	0	0	0	0	0	2	2	0	0	0	0	0
67	63200310	GUARDRAIL REMOVAL	FOOT	15	15	0	0	0	0	0	0	0	0	0	0	0	0
68	*****	BOLLARD REMOVAL	EACH	10	0	0	0	0	0	0	4	0	5	1	0	0	0
69	63000001	STEEL PLATE BEAM GUARDRAIL, TYPE A, 6 FOOT POST	FOOT	15	15	0	0	0	0	0	0	0	0	0	0	0	0
70	*****	SINGLE END SECTION	EACH	1	1	0	0	0	0	0	0	0	0	0	0	0	0
71	72501000	TERMINAL MARKER - DIRECT APPLIED	EACH	4	4	0	0	0	0	0	0	0	0	0	0	0	0
72	*****	SHORT-TERM PAVEMENT MARKING - LINE 4"	FOOT	94,500	4,500	2,700	4,500	1,800	5,850	6,750	10,350	4,500	25,200	3,150	3,600	4,500	17,100
73	*****	SHORT-TERM PAVEMENT MARKING - LETTERS AND SYMBOLS	SQ FT	527	25	15	25	10	33	38	58	25	140	18	20	25	95
74	CDOT6700010	ENGINEER'S FIELD OFFICE	CAL MO	12	0	0	0	0	0	0	0	0	0	0	0	0	0
75	67100100	MOBILIZATION	LSUM	1	0	0	0	0	0	0	0	0	0	0	0	0	0
76	70300150	SHORT TERM PAVEMENT MARKING REMOVAL	SQ FT	24,154	1,150	690	1,150	460	1,496	1,726	2,646	1,150	6,440	806	920	1,150	4,370
77	70300210	TEMPORARY PAVEMENT MARKING LETTERS AND SYMBOLS	SQ FT	1,050	50	30	50	20	65	75	115	50	280	35	40	50	190
78	70300220	TEMPORARY PAVEMENT MARKING - LINE 4"	FOOT	10,500	500	300	500	200	650	750	1,150	500	2,800	350	400	500	1,900
79	70300240	TEMPORARY PAVEMENT MARKING - LINE 6"	FOOT	1,050	50	30	50	20	65	75	115	50	280	35	40	50	190
80	70300260	TEMPORARY PAVEMENT MARKING - LINE 12"	FOOT	210	10	6	10	4	13	15	23	10	56	7	8	10	38
81	70300280	TEMPORARY PAVEMENT MARKING - LINE 24"	FOOT	737	40	24	25	16	33	38	92	40	140	28	32	40	190
82	78000100	THERMOPLASTIC PAVEMENT MARKING - LETTERS AND SYMBOLS	SQ FT	4,600	146	0	0	36	36	230	311	400	1,456	146	425	104	1,310

SUMMARY OF QUANTITIES PER LOCATION
ARTERIAL STREET RESURFACING PROJECT 94 - FAR SOUTH AREA
CDOT PROJECT NO. B-7-176

Item No.	Code Number	Description	Unit	TOTAL	W.71st St. (S.Ashland Ave. - S. Racine Ave.) .50 Miles	W.74th St. (S. Damen Ave. - S. Hermitage Ave.) 0.30 Miles	E.75th St. (S.Paxton Ave. - S. Exchange Ave.) 0.50 Miles	W.103rd St. (S. Maplewood Ave. - S. Western Ave.) 0.20 Miles	S.Columbus Ave. (S.Pulaski Rd. - W.83rd Pl.) 0.65 Miles	S.Commercial Ave. (E. 100th St. - E. 94th St.) 0.75 Miles	Dr. Martin Luther King Jr. Dr. (E. 76th St. - E. Marquette Rd.) 1.15 Miles	S. Halsted St. (W. 79th St. - W. 75th St.) 0.50 Miles	S. Halsted St. (W. 93rd St. - W. 115th St.) 2.80 Miles	S. Halsted St. (W. 87th St. - W. 90th St.) 0.35 Miles	W.111th St/W. Monterey Ave. (S. Longwood Dr./S. Prospect Dr. - S. Vincennes Ave.) 0.40 Miles	S. Racine Ave. (W. 89th St. - W. 93rd St.) 0.50 Miles	S. Stony Island Ave. (E. 79th St. - E. 94th St.) 1.90 Miles
83	78000200	THERMOPLASTIC PAVEMENT MARKING - LINE 4"	FOOT	115,962	1,715	525	567	2,634	6,584	15,381	5,394	10,241	36,090	4,966	4,085	0	27,780
84	78000400	THERMOPLASTIC PAVEMENT MARKING - LINE 6"	FOOT	61,969	4,649	3,941	4,261	118	176	5,483	15,449	4,166	4,749	416	1,587	0	16,974
85	78000600	THERMOPLASTIC PAVEMENT MARKING - LINE 12"	FOOT	1,113	0	0	0	88	130	154	33	213	409	75	0	0	11
86	78000650	THERMOPLASTIC PAVEMENT MARKING - LINE 24"	FOOT	40,037	2,144	1,678	2,093	1,589	2,023	2,201	3,016	1,446	8,494	1,618	2,049	1,022	10,664
87	78008200	POLYUREA PAVEMENT MARKING TYPE 1 - LETTERS AND SYMBOLS	SQ FT	73	0	0	0	0	0	0	0	0	73	0	0	0	0
88	78008210	POLYUREA PAVEMENT MARKING TYPE 1 - LINE 4"	FOOT	1,006	0	0	0	0	0	0	0	0	1,006	0	0	0	0
89	78008230	POLYUREA PAVEMENT MARKING TYPE 1 - LINE 6"	FOOT	358	0	0	0	0	0	0	0	0	358	0	0	0	0
90	78008250	POLYUREA PAVEMENT MARKING TYPE 1 - LINE 12"	FOOT	107	0	0	0	0	0	0	0	0	107	0	0	0	0
91	78008270	POLYUREA PAVEMENT MARKING TYPE 1 - LINE 24"	FOOT	145	0	0	0	0	0	0	0	0	89	0	0	0	56
92	X0327979	PAVEMENT MARKING REMOVAL - GRINDING	SQ FT	500	0	0	0	0	0	0	0	0	500	0	0	0	0
93	*****	CURB AND MEDIAN PAINTING	FOOT	50,443	240	180	240	1,207	140	604	1236	120	21,840	2,659	160	120	21,697
94	72000100	SIGN PANEL - TYPE 1	SQ FT	65	5	5	5	5	5	5	5	5	5	5	5	5	5
95	X2600009	SIGN PANEL - TYPE 1 - RETROREFLECTIVE - TYPE A - DOUBLE-SIDED	SQ FT	63	5	5	5	5	5	5	3	5	5	5	5	5	5
96	X2600010	SIGN PANEL - TYPE 1 - RETROREFLECTIVE - TYPE A - SINGLE-SIDED	SQ FT	968	152	123	105	0	0	67	101	15	15	7	57	0	327
97	*****	SIGN SUPPORT POST, DIG METHOD	EACH	137	26	19	1	0	0	16	25	0	2	0	3	0	45
98	*****	SIGN SUPPORT POST, DRILL METHOD	EACH	98	7	7	27	0	0	4	4	5	0	1	6	0	37
99	X2600007	REMOVE AND SALVAGE SIGN PANEL	EACH	25	5	4	0	0	0	1	8	0	0	0	6	0	1
100	*****	REMOVE AND SALVAGE SIGN PANEL AND POLE ASSEMBLY	EACH	42	3	6	3	0	0	5	16	4	0	0	2	0	3
101	X2600011	REMOVE AND RELOCATE SIGN PANEL	EACH	35	2	2	2	1	2	2	4	2	8	1	1	2	6
102	X2600012	REMOVE AND RELOCATE SIGN PANEL AND POLE ASSEMBLY	EACH	35	2	2	2	1	2	2	4	2	8	1	1	2	6
103	X2600022	REMOVE, STORE AND RE-ERECT SIGN PANEL ASSEMBLY (SPECIAL)	EACH	63	3	3	3	1	3	4	7	3	17	2	2	3	12
104	*****	REMOVE AND RELOCATE POLE ASSEMBLY	EACH	21	1	1	1	0	1	1	2	1	6	1	1	1	4
105	X0320586	FLEXIBLE DELINEATORS	EACH	6	0	0	0	0	0	0	0	0	6	0	0	0	0
106	88600600	DETECTOR LOOP REPLACEMENT	FOOT	2,600	600	0	0	200	0	0	0	200	200	800	0	0	600
107	*****	TRAFFIC CONTROL COMPLETE	LSUM	1	0	0	0	0	0	0	0	0	0	0	0	0	0
108	Z0033700	LONGITUDINAL JOINT SEALANT	FOOT	157,344	5,280	3,168	5,280	3,168	6,864	11,880	12,144	7,920	44,352	5,544	6,336	5,280	40,128
109	X2600013	IN-STREET SIGNAGE	EACH	5	0	1	0	1	0	0	1	0	1	0	1	0	0
110	X4060995	TEMPORARY RAMP, SPECIAL	SQ YD	793	38	23	38	15	49	57	87	38	210	27	30	38	143
111	Z0030850	TEMPORARY INFORMATION SIGNING	SQ FT	527	25	15	25	10	33	38	58	25	140	18	20	25	95
112	*****	RAILROAD PROTECTIVE LIABILITY INSURANCE (5 AND 10)	LSUM	1	0	0	1	0	0	1	1	2	0	0	1	1	2
113	25000400	NITROGEN FERTILIZER NUTRIENT	POUND	25	3	2	1	1	2	2	2	1	1	1	2	1	6
114	25000500	PHOSPHORUS FERTILIZER NUTRIENT	POUND	25	3	2	1	1	2	2	2	1	1	1	2	1	6
115	25000600	POTASSIUM FERTILIZER NUTRIENT	POUND	25	3	2	1	1	2	2	2	1	1	1	2	1	6
116	25200200	SUPPLEMENTAL WATERING	UNIT	13	1	1	1	1	1	1	1	1	1	1	1	1	1
117	66900200	NON-SPECIAL WASTE DISPOSAL	CU YD	119	11	13	5	5	12	9	7	1	7	2	9	4	34
118	66900530	SOIL DISPOSAL ANALYSIS	EACH	29	3	3	1	1	3	2	2	1	2	1	2	1	7
119	66901001	REGULATED SUBSTANCES PRE-CONSTRUCTION PLAN	LSUM	1	0	0	0	0	0	0	0	0	0	0	0	0	0
120	66901006	REGULATED SUBSTANCES MONITORING	CAL DA	13	1	1	1	1	1	1	1	1	1	1	1	1	1
121	66901003	REGULATED SUBSTANCES FINAL CONSTRUCTION REPORT	LSUM	1	0	0	0	0	0	0	0	0	0	0	0	0	0

CDOT
CHICAGO DEPARTMENT OF TRANSPORTATION

REVISIONS

NO.	BY	DATE	DESCRIPTION

CITY OF CHICAGO
DEPARTMENT OF TRANSPORTATION
DIVISION OF ENGINEERING

2021 ARTERIAL STREET RESURFACING
FAR SOUTH AREA B-7-176

SUMMARY OF QUANTITIES

SCALE: N.T.S.

SHEET NO. 6

DATE: 4/16/2021

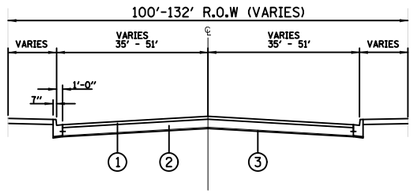

EXISTING

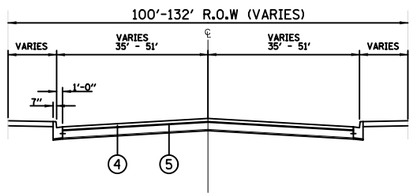

PROPOSED

LEGEND

1. HOT-MIX ASHPALT SURFACE REMOVAL, VARIABLE DEPTH
2. EXISTING BASE COURSE (THICKNESS AND MATERIAL VARY)
3. EXISTING SUBBASE GRANULAR MATERIAL
4. PROPOSED POLYMERIZED HOT-MIX ASPHALT SURFACE COURSE, IL-9.5, MIX "E", N70, 1¾"
5. PROPOSED POLYMERIZED HOT-MIX ASPHALT BINDER COURSE, IL-4.75, N50, ¾"

STREET NAME	FROM	TO
S. HALSTED STREET	W. 93RD STREET	W. 115TH STREET

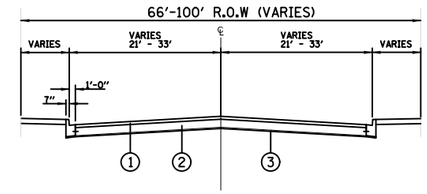

EXISTING

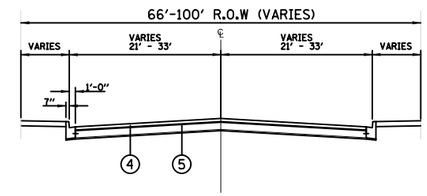

PROPOSED

LEGEND

1. HOT-MIX ASHPALT SURFACE REMOVAL, VARIABLE DEPTH
2. EXISTING BASE COURSE (THICKNESS AND MATERIAL VARY)
3. EXISTING SUBBASE GRANULAR MATERIAL
4. PROPOSED HOT-MIX ASPHALT SURFACE COURSE, IL-9.5, MIX "D", N70, 1½"
5. PROPOSED POLYMERIZED HOT-MIX ASPHALT BINDER COURSE, IL-4.75, N50, ¾"

STREET NAME	FROM	TO
E. 71ST STREET	S. ASHLAND AVENUE	S. RACINE AVENUE
W. 74TH STREET	S. DAMEN AVENUE	S. HERMITAGE AVENUE
E. 75TH STREET	S. PAXTON AVENUE	S. EXCHANGE AVENUE
W. 103RD STREET	S. MAPLEWOOD AVENUE	S. WESTERN AVENUE
S. COLUMBUS AVENUE	S. PULASKI ROAD	W. 83RD PLACE
S. COMMERCIAL AVENUE	E. 100TH STREET	E. 94TH STREET
DR MARTIN LUTHER KING JR. DRIVE	E. 76TH STREET	E. MARQUETTE ROAD
S. HALSTED STREET	W. 79TH STREET	W. 75TH STREET
S. HALSTED STREET	W. 87TH STREET	W. 90TH STREET
W. 111TH STREET/ W. MONTEREY AVENUE	W. LONGWOOD DRIVE/ S. PROSPECT DRIVE	S. VINCENNES AVENUE

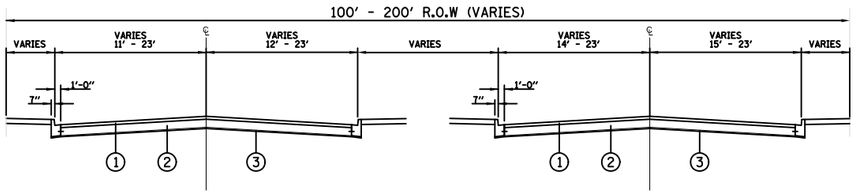

EXISTING

EXISTING

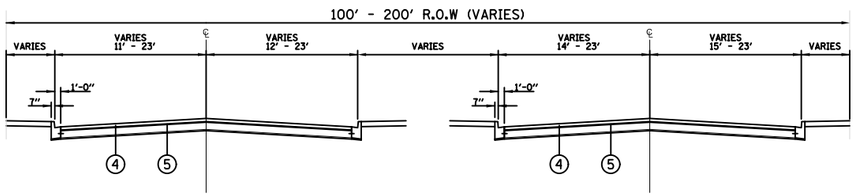

PROPOSED

PROPOSED

LEGEND

1. HOT-MIX ASHPALT SURFACE REMOVAL, VARIABLE DEPTH
2. EXISTING BASE COURSE (THICKNESS AND MATERIAL VARY)
3. EXISTING SUBBASE GRANULAR MATERIAL
4. PROPOSED POLYMERIZED HOT-MIX ASPHALT SURFACE COURSE, IL-9.5, MIX "E", N70, 1¾"
5. PROPOSED POLYMERIZED HOT-MIX ASPHALT BINDER COURSE, IL-4.75, N50, ¾"

STREET NAME	FROM	TO
S. STONY ISLAND AVENUE	E. 79TH STREET	E. 94TH STREET

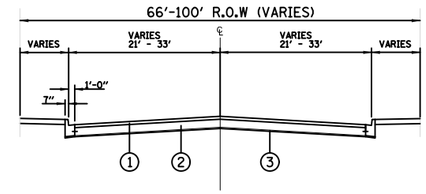

EXISTING

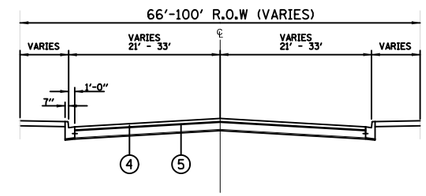

PROPOSED

LEGEND

1. HOT-MIX ASHPALT SURFACE REMOVAL, VARIABLE DEPTH
2. EXISTING BASE COURSE (THICKNESS AND MATERIAL VARY)
3. EXISTING SUBBASE GRANULAR MATERIAL
4. PROPOSED HOT-MIX ASPHALT SURFACE COURSE, IL-9.5, MIX "D", N50, 1½"
5. PROPOSED POLYMERIZED HOT-MIX ASPHALT BINDER COURSE, IL-4.75, N50, ¾"

STREET NAME	FROM	TO
S. RACINE AVENUE	W. 89TH STREET	W. 93RD STREET

CDOT
CHICAGO DEPARTMENT OF TRANSPORTATION

REVISIONS

NO.	BY	DATE	DESCRIPTION

CITY OF CHICAGO
DEPARTMENT OF TRANSPORTATION
DIVISION OF ENGINEERING

2021 ARTERIAL STREET RESURFACING
FAR SOUTH AREA B-7-176

TYPICAL SECTIONS

SCALE: N.T.S.

SHEET NO. 8

DATE: 4/16/2021

EXISTING CONDITIONS

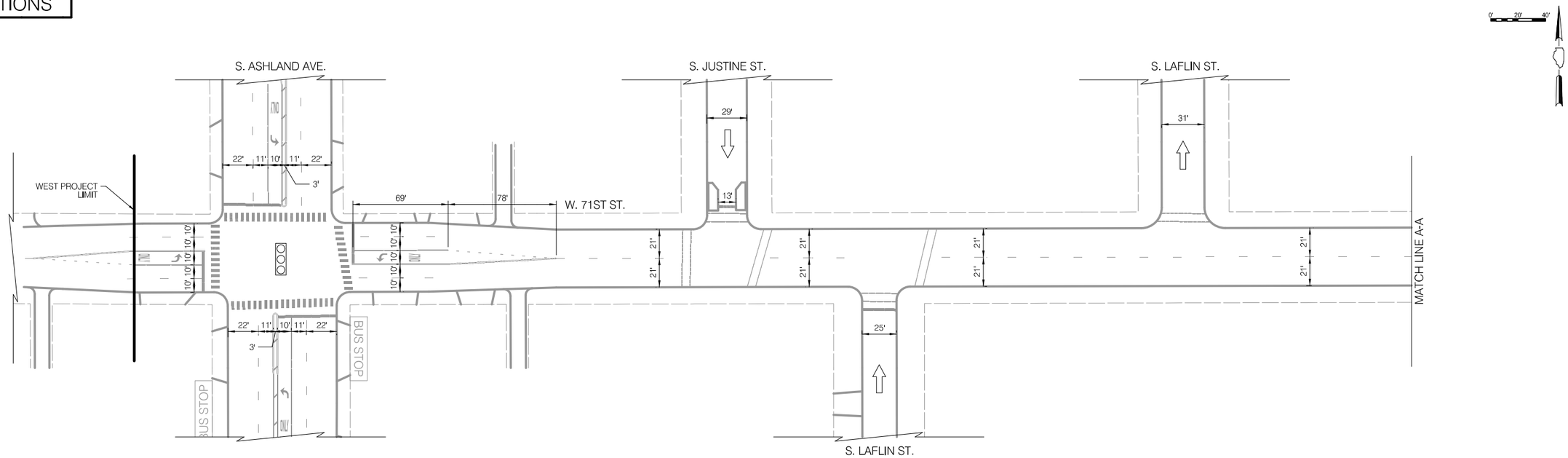

LEGEND

BUS STOP	EXISTING BUS STOP TO REMAIN
~~BUS STOP~~	EXISTING BUS STOP TO BE REMOVED
BUS STOP	PROPOSED BUS STOP

INSTALLATION PLAN

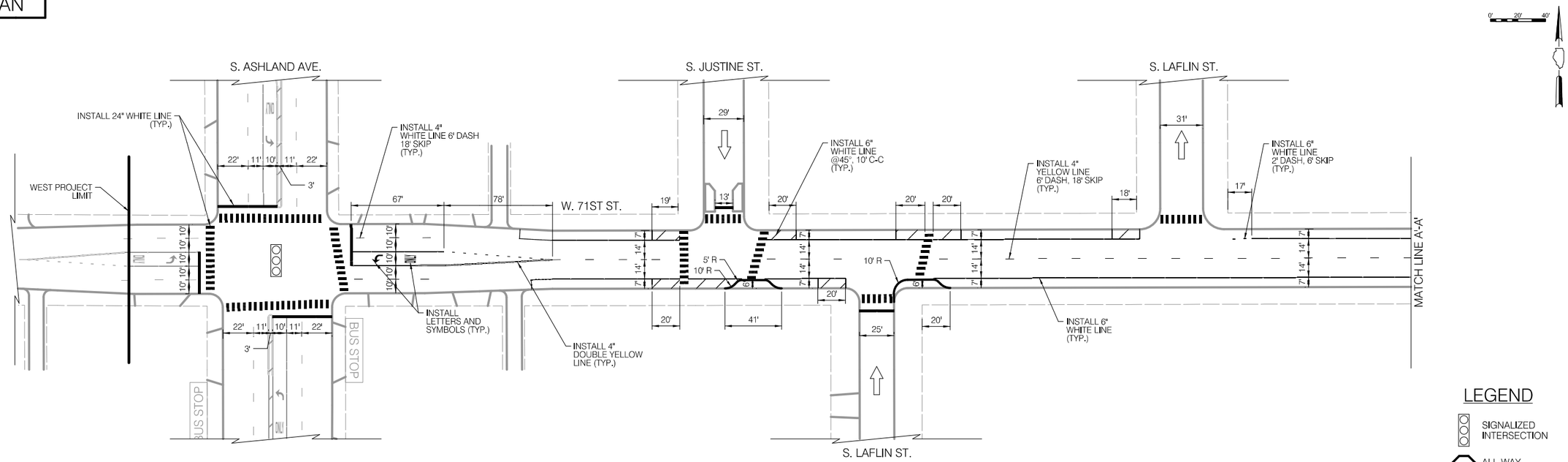

NOTES

1. ALL CROSSWALKS SHALL BE CONTINENTAL CROSSWALK MARKINGS, 2' STRIPE, 4' C-C AND 6' WIDE UNLESS NOTED OTHERWISE ON THE PLANS
2. ALL PAVEMENT MARKING INSTALLED ARE TO BE THERMOPLASTIC UNLESS OTHERWISE NOTED. SEE PAVEMENT MARKING DETAIL SHEETS FOR ALL OTHER LAYOUT INFORMATION

LEGEND

- SIGNALIZED INTERSECTION
- STOP — ALL-WAY STOP
- ONE-WAY STREET

REVISIONS			
NO.	BY	DATE	DESCRIPTION

CDOT CHICAGO DEPARTMENT OF TRANSPORTATION

CITY OF CHICAGO
DEPARTMENT OF TRANSPORTATION
DIVISION OF ENGINEERING

2021 ARTERIAL STREET RESURFACING
FAR SOUTH AREA B-7-176

EXISTING AND PROPOSED PLANS

W. 71ST STREET
S. ASHLAND AVE. TO
S. RACINE AVE.

SCALE: 1" = 40'

SHEET NO. 9

DATE: 4/16/2021

EXISTING CONDITIONS

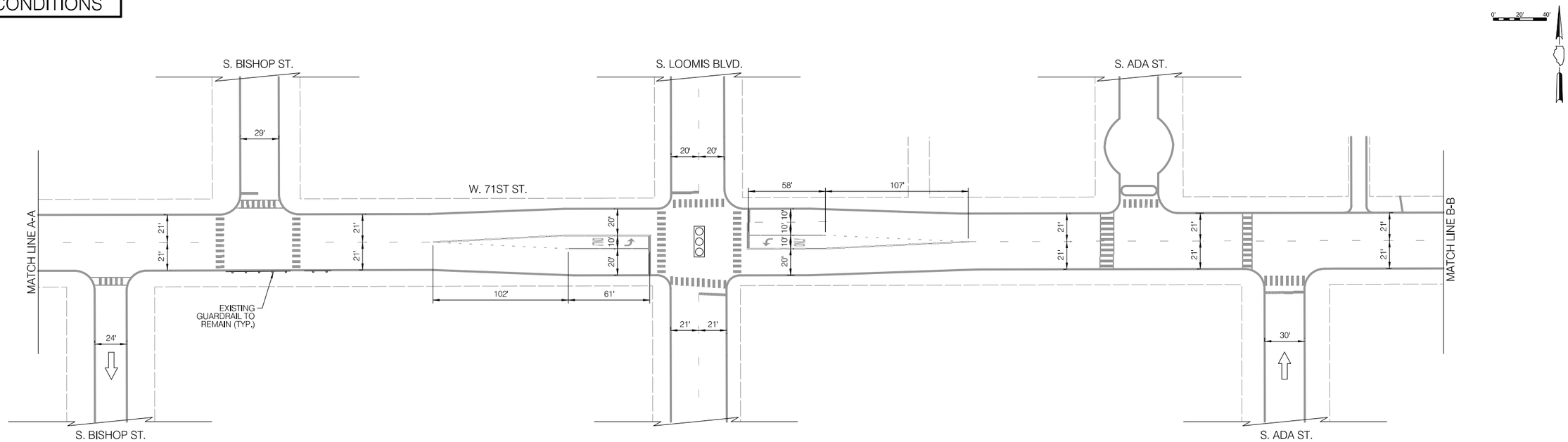

LEGEND

BUS STOP	EXISTING BUS STOP TO REMAIN
~~BUS STOP~~	EXISTING BUS STOP TO BE REMOVED
BUS STOP	PROPOSED BUS STOP

INSTALLATION PLAN

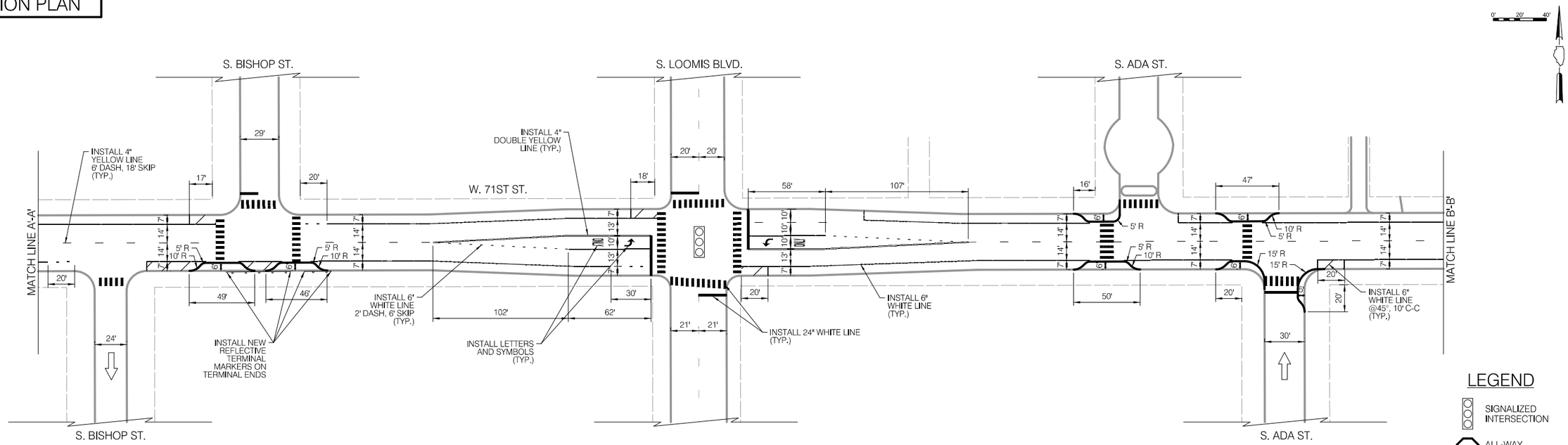

NOTES

1. ALL CROSSWALKS SHALL BE CONTINENTAL CROSSWALK MARKINGS, 2' STRIPE, 4' C-C AND 6' WIDE UNLESS NOTED OTHERWISE ON THE PLANS
2. ALL PAVEMENT MARKING INSTALLED ARE TO BE THERMOPLASTIC UNLESS OTHERWISE NOTED. SEE PAVEMENT MARKING DETAIL SHEETS FOR ALL OTHER LAYOUT INFORMATION

LEGEND

- SIGNALIZED INTERSECTION
- ALL-WAY STOP
- ONE-WAY STREET

CDOT CHICAGO DEPARTMENT OF TRANSPORTATION	REVISIONS: NO. / BY / DATE / DESCRIPTION	CITY OF CHICAGO DEPARTMENT OF TRANSPORTATION DIVISION OF ENGINEERING	2021 ARTERIAL STREET RESURFACING FAR SOUTH AREA B-7-176	W. 71ST STREET S. ASHLAND AVE. TO S. RACINE AVE.	SHEET NO. 10
			EXISTING AND PROPOSED PLANS	SCALE: 1" = 40'	DATE: 4/16/2021

EXISTING CONDITIONS

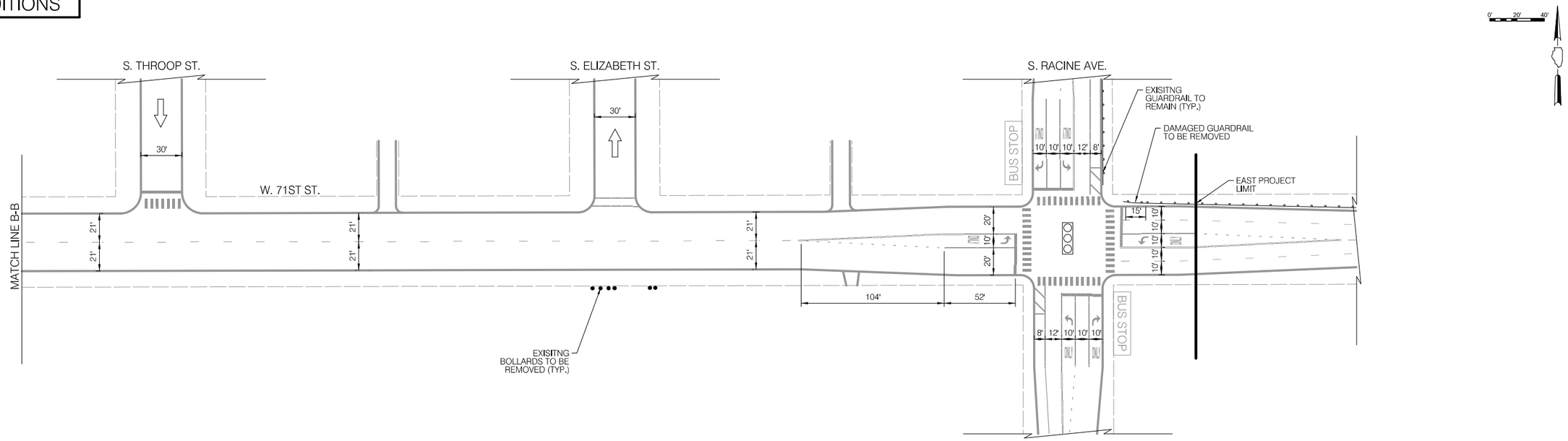

LEGEND

BUS STOP	EXISTING BUS STOP TO REMAIN
~~BUS STOP~~	EXISTING BUS STOP TO BE REMOVED
BUS STOP	PROPOSED BUS STOP

INSTALLATION PLAN

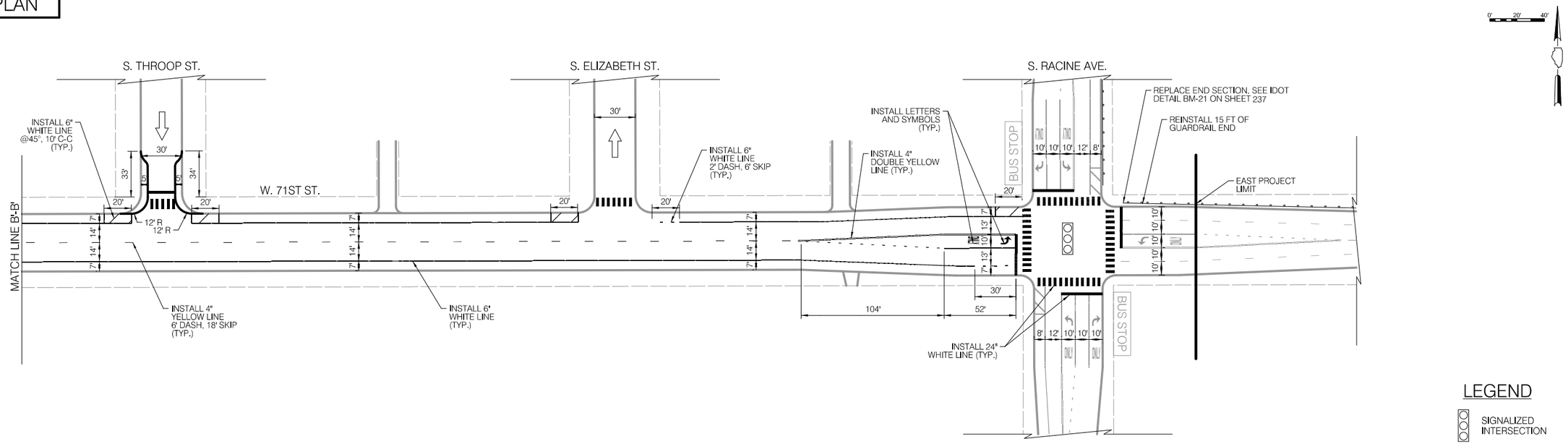

LEGEND

- SIGNALIZED INTERSECTION
- ALL-WAY STOP
- ONE-WAY STREET

NOTES

1. ALL CROSSWALKS SHALL BE CONTINENTAL CROSSWALK MARKINGS, 2' STRIPE, 4' C-C AND 6' WIDE UNLESS NOTED OTHERWISE ON THE PLANS
2. ALL PAVEMENT MARKING INSTALLED ARE TO BE THERMOPLASTIC UNLESS OTHERWISE NOTED. SEE PAVEMENT MARKING DETAIL SHEETS FOR ALL OTHER LAYOUT INFORMATION

CDOT CHICAGO DEPARTMENT OF TRANSPORTATION

REVISIONS

NO.	BY	DATE	DESCRIPTION

CITY OF CHICAGO
DEPARTMENT OF TRANSPORTATION
DIVISION OF ENGINEERING

2021 ARTERIAL STREET RESURFACING
FAR SOUTH AREA B-7-176

EXISTING AND PROPOSED PLANS

W. 71ST STREET
S. ASHLAND AVE. TO
S. RACINE AVE.

SCALE: 1" = 40'

SHEET NO. 11

DATE: 4/16/2021

EXISTING CONDITIONS

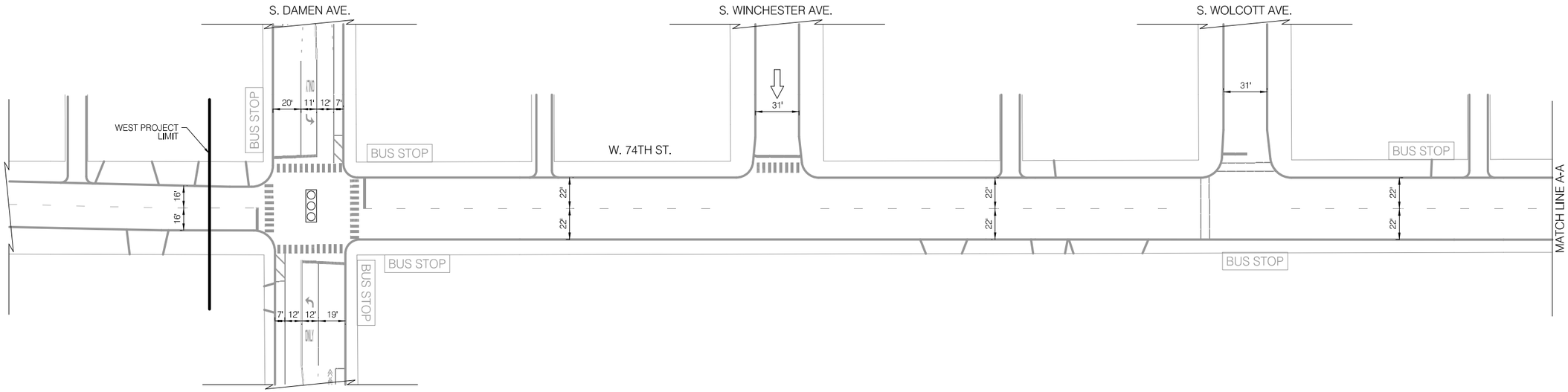

LEGEND

BUS STOP	EXISTING BUS STOP TO REMAIN
~~BUS STOP~~	EXISTING BUS STOP TO BE REMOVED
BUS STOP	PROPOSED BUS STOP

INSTALLATION PLAN

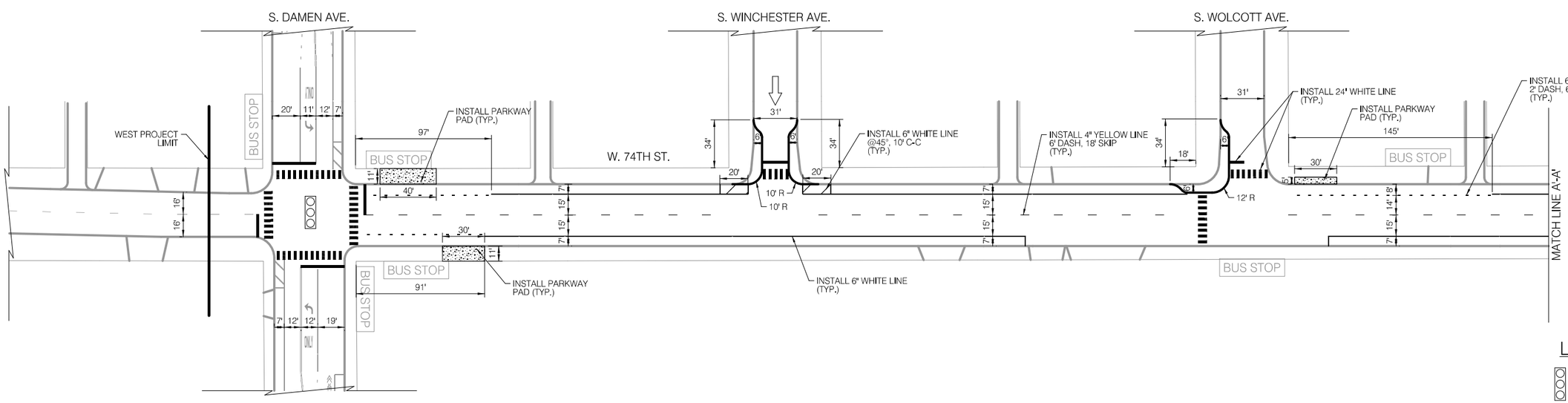

NOTES

1. ALL CROSSWALKS SHALL BE CONTINENTAL CROSSWALK MARKINGS, 2' STRIPE, 4' C-C AND 6' WIDE UNLESS NOTED OTHERWISE ON THE PLANS
2. ALL PAVEMENT MARKING INSTALLED ARE TO BE THERMOPLASTIC UNLESS OTHERWISE NOTED. SEE PAVEMENT MARKING DETAIL SHEETS FOR ALL OTHER LAYOUT INFORMATION

LEGEND

- SIGNALIZED INTERSECTION
- ALL-WAY STOP
- ONE-WAY STREET

CDOT CHICAGO DEPARTMENT OF TRANSPORTATION

REVISIONS			
NO.	BY	DATE	DESCRIPTION

CITY OF CHICAGO
DEPARTMENT OF TRANSPORTATION
DIVISION OF ENGINEERING

2021 ARTERIAL STREET RESURFACING
FAR SOUTH AREA B-7-176

EXISTING AND PROPOSED PLANS

W. 74TH STREET
S. DAMEN AVE. TO
S. HERMITAGE AVE.

SCALE: 1" = 40'

SHEET NO. 12

DATE: 4/21/2021

EXISTING CONDITIONS

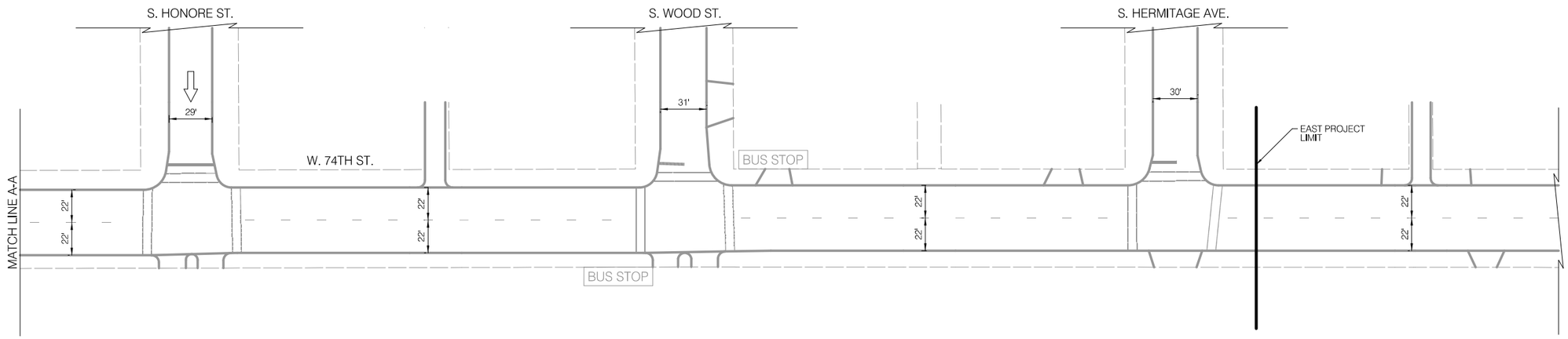

LEGEND

BUS STOP	EXISTING BUS STOP TO REMAIN
~~BUS STOP~~	EXISTING BUS STOP TO BE REMOVED
BUS STOP	PROPOSED BUS STOP

INSTALLATION PLAN

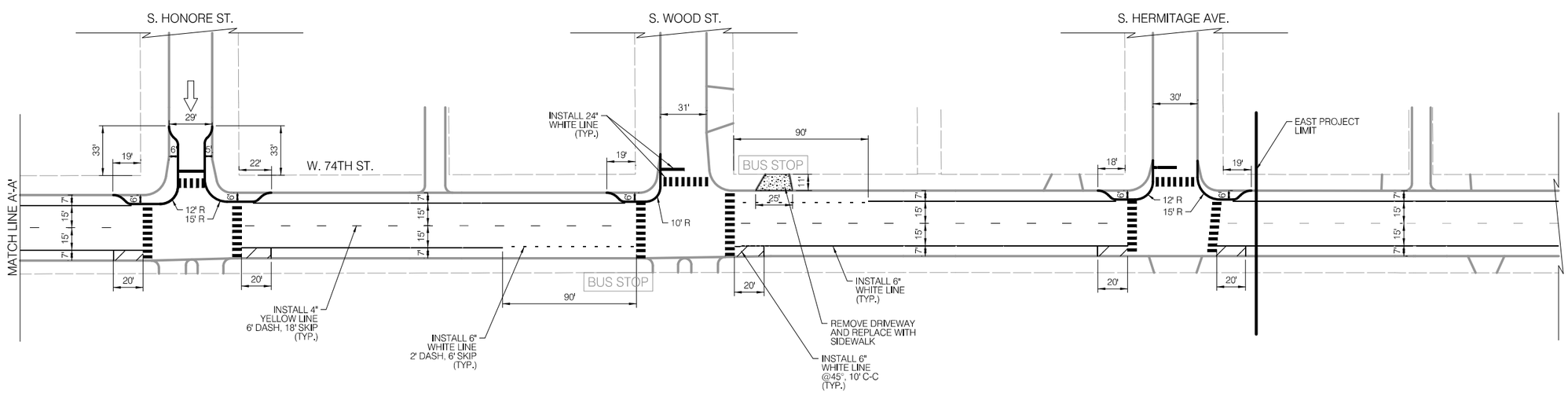

LEGEND

- SIGNALIZED INTERSECTION
- ALL-WAY STOP
- ONE-WAY STREET

NOTES

1. ALL CROSSWALKS SHALL BE CONTINENTAL CROSSWALK MARKINGS, 2' STRIPE, 4' C-C AND 6' WIDE UNLESS NOTED OTHERWISE ON THE PLANS
2. ALL PAVEMENT MARKING INSTALLED ARE TO BE THERMOPLASTIC UNLESS OTHERWISE NOTED. SEE PAVEMENT MARKING DETAIL SHEETS FOR ALL OTHER LAYOUT INFORMATION

CDOT
CHICAGO DEPARTMENT OF TRANSPORTATION

REVISIONS

NO.	BY	DATE	DESCRIPTION

CITY OF CHICAGO
DEPARTMENT OF TRANSPORTATION
DIVISION OF ENGINEERING

2021 ARTERIAL STREET RESURFACING
FAR SOUTH AREA B-7-176

EXISTING AND PROPOSED PLANS

W. 74TH STREET
S. DAMEN AVE. TO
S. HERMITAGE AVE.

SCALE: 1" = 40'

SHEET NO.
13

DATE: 4/16/2021

EXISTING CONDITIONS

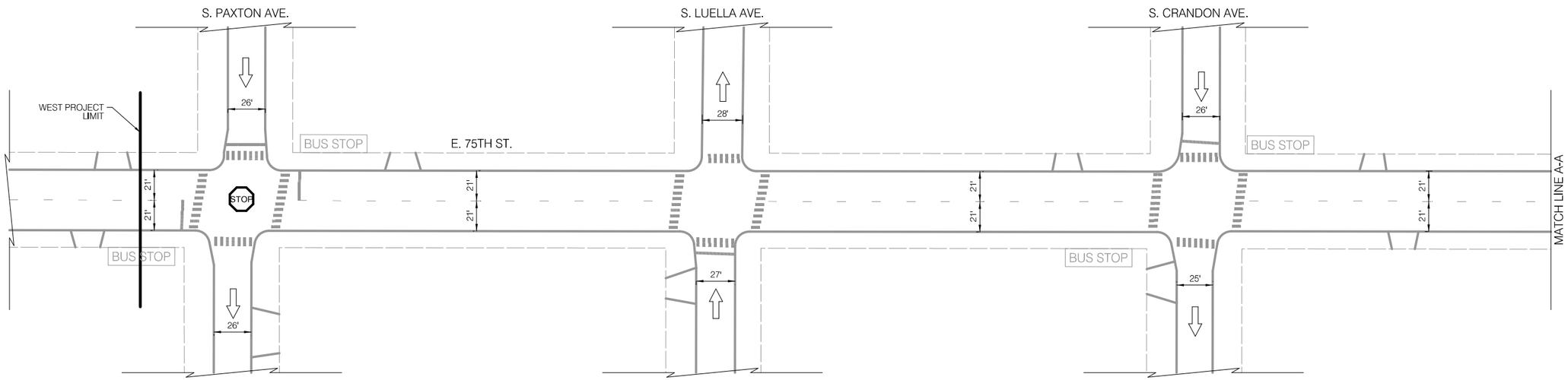

LEGEND

BUS STOP	EXISTING BUS STOP TO REMAIN
~~BUS STOP~~	EXISTING BUS STOP TO BE REMOVED
BUS STOP	PROPOSED BUS STOP

INSTALLATION PLAN

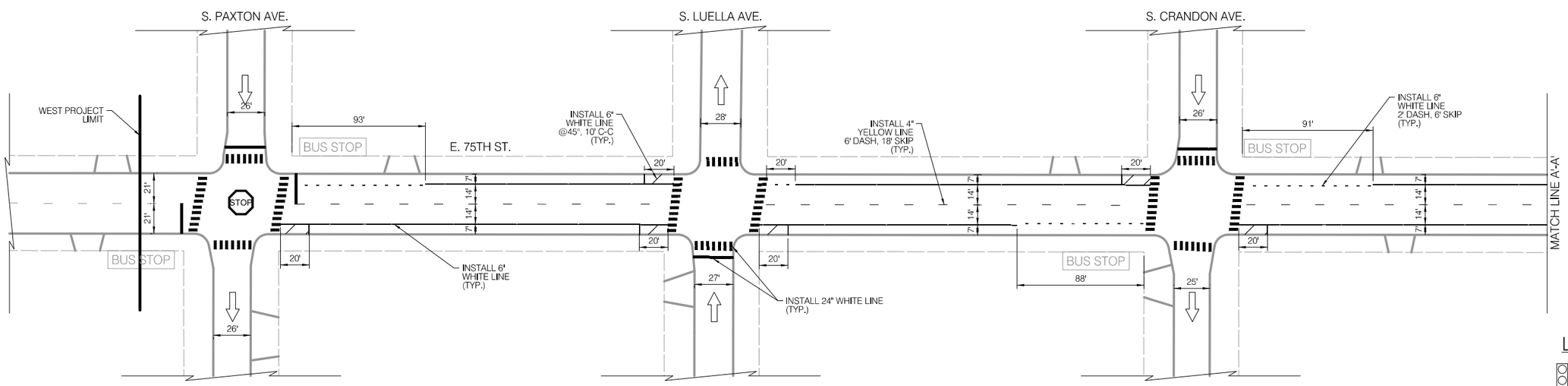

NOTES

1. ALL CROSSWALKS SHALL BE CONTINENTAL CROSSWALK MARKINGS, 2' STRIPE, 4' C-C AND 6' WIDE UNLESS NOTED OTHERWISE ON THE PLANS
2. ALL PAVEMENT MARKING INSTALLED ARE TO BE THERMOPLASTIC UNLESS OTHERWISE NOTED. SEE PAVEMENT MARKING DETAIL SHEETS FOR ALL OTHER LAYOUT INFORMATION

LEGEND

- SIGNALIZED INTERSECTION
- STOP — ALL-WAY STOP
- ONE-WAY STREET

CDOT
CHICAGO DEPARTMENT OF TRANSPORTATION

REVISIONS

NO.	BY	DATE	DESCRIPTION

CITY OF CHICAGO
DEPARTMENT OF TRANSPORTATION
DIVISION OF ENGINEERING

2021 ARTERIAL STREET RESURFACING
FAR SOUTH AREA B-7-176

EXISTING AND PROPOSED PLANS

E. 75TH STREET
S. PAXTON AVE. TO
S. EXCHANGE AVE.

SCALE: 1" = 40'

SHEET NO.
14

DATE: 4/16/2021

EXISTING CONDITIONS

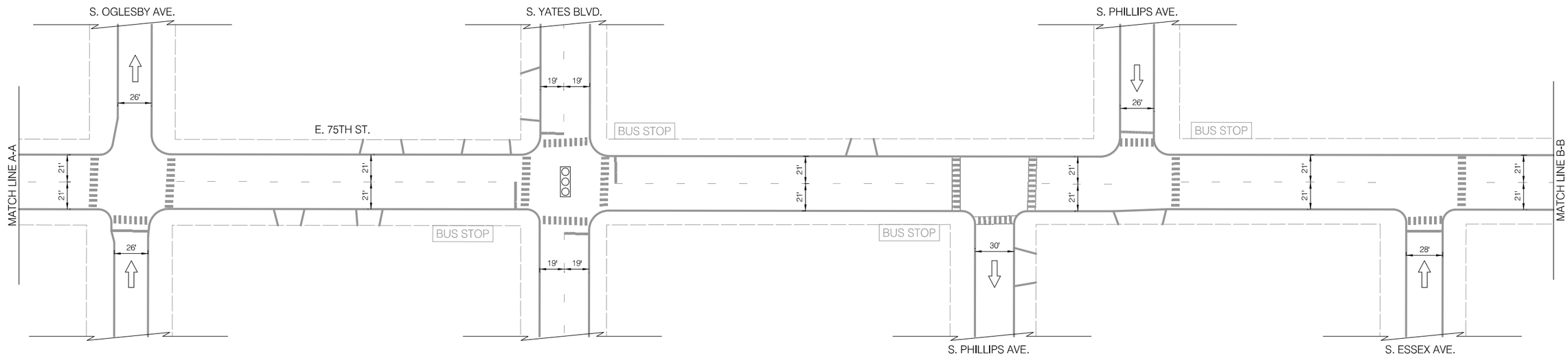

LEGEND

BUS STOP	EXISTING BUS STOP TO REMAIN
~~BUS STOP~~	EXISTING BUS STOP TO BE REMOVED
BUS STOP	PROPOSED BUS STOP

INSTALLATION PLAN

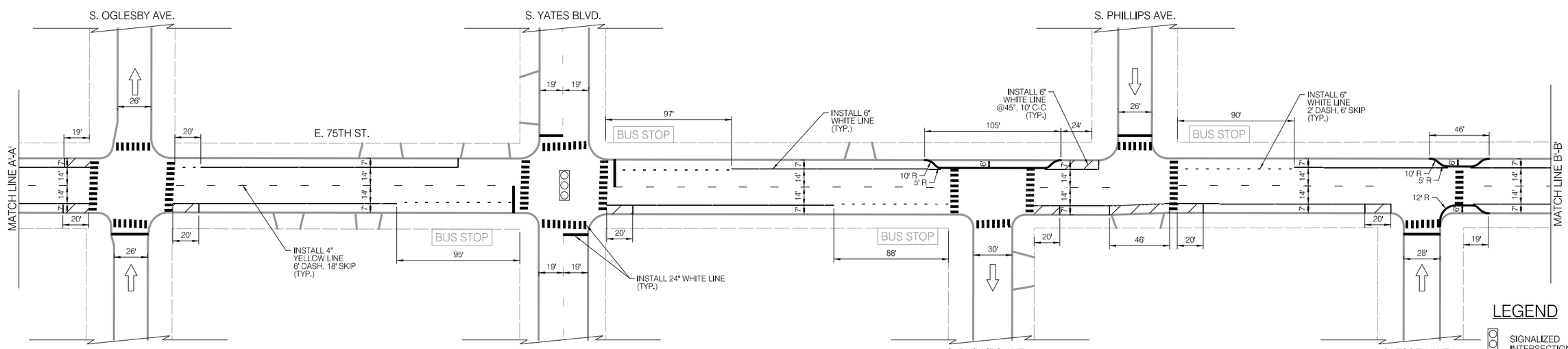

LEGEND

- SIGNALIZED INTERSECTION
- ALL-WAY STOP
- ONE-WAY STREET

NOTES

1. ALL CROSSWALKS SHALL BE CONTINENTAL CROSSWALK MARKINGS, 2' STRIPE, 4' C-C AND 6' WIDE UNLESS NOTED OTHERWISE ON THE PLANS
2. ALL PAVEMENT MARKING INSTALLED ARE TO BE THERMOPLASTIC UNLESS OTHERWISE NOTED. SEE PAVEMENT MARKING DETAIL SHEETS FOR ALL OTHER LAYOUT INFORMATION

CDOT CHICAGO DEPARTMENT OF TRANSPORTATION

REVISIONS

NO.	BY	DATE	DESCRIPTION

CITY OF CHICAGO
DEPARTMENT OF TRANSPORTATION
DIVISION OF ENGINEERING

2021 ARTERIAL STREET RESURFACING
FAR SOUTH AREA B-7-176

EXISTING AND PROPOSED PLANS

E. 75TH STREET
S. PAXTON AVE. TO
S. EXCHANGE AVE.

SCALE: 1" = 40'

SHEET NO. 15

DATE: 4/16/2021

EXISTING CONDITIONS

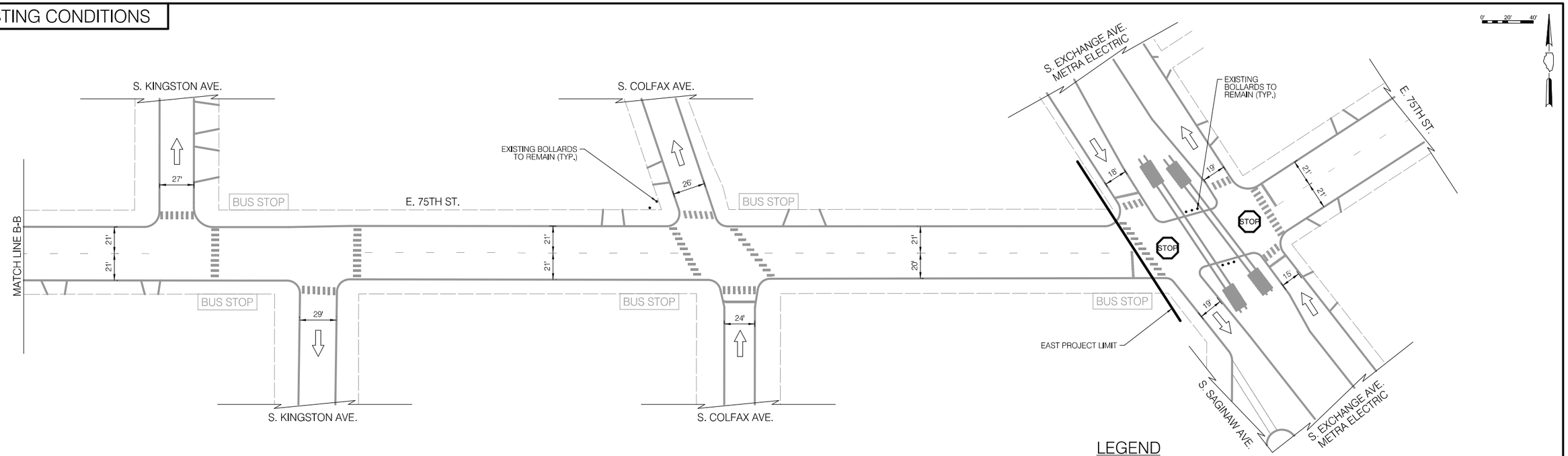

LEGEND

BUS STOP	EXISTING BUS STOP TO REMAIN
~~BUS STOP~~	EXISTING BUS STOP TO BE REMOVED
BUS STOP	PROPOSED BUS STOP

INSTALLATION PLAN

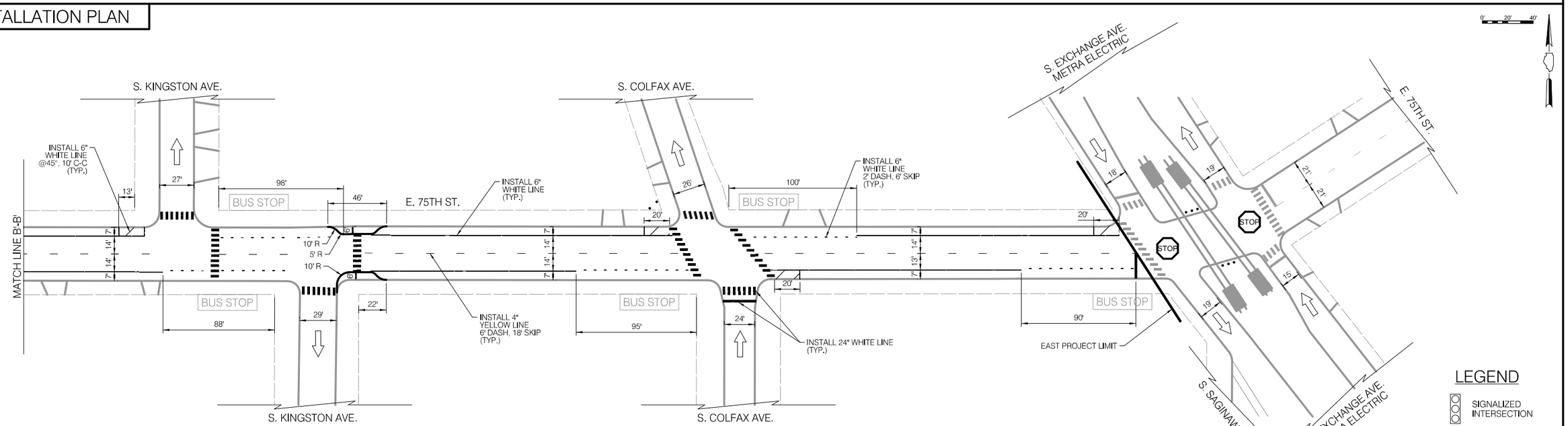

LEGEND

	SIGNALIZED INTERSECTION
STOP	ALL-WAY STOP
	ONE-WAY STREET

NOTES

1. ALL CROSSWALKS SHALL BE CONTINENTAL CROSSWALK MARKINGS, 2' STRIPE, 4' C-C AND 6' WIDE UNLESS NOTED OTHERWISE ON THE PLANS
2. ALL PAVEMENT MARKING INSTALLED ARE TO BE THERMOPLASTIC UNLESS OTHERWISE NOTED. SEE PAVEMENT MARKING DETAIL SHEETS FOR ALL OTHER LAYOUT INFORMATION

CDOT CHICAGO DEPARTMENT OF TRANSPORTATION

REVISIONS

NO.	BY	DATE	DESCRIPTION

CITY OF CHICAGO
DEPARTMENT OF TRANSPORTATION
DIVISION OF ENGINEERING

2021 ARTERIAL STREET RESURFACING
FAR SOUTH AREA B-7-176

EXISTING AND PROPOSED PLANS

E. 75TH STREET
S. PAXTON AVE. TO
S. EXCHANGE AVE.

SCALE: 1" = 40'

SHEET NO. 16

DATE: 4/16/2021

EXISTING CONDITIONS

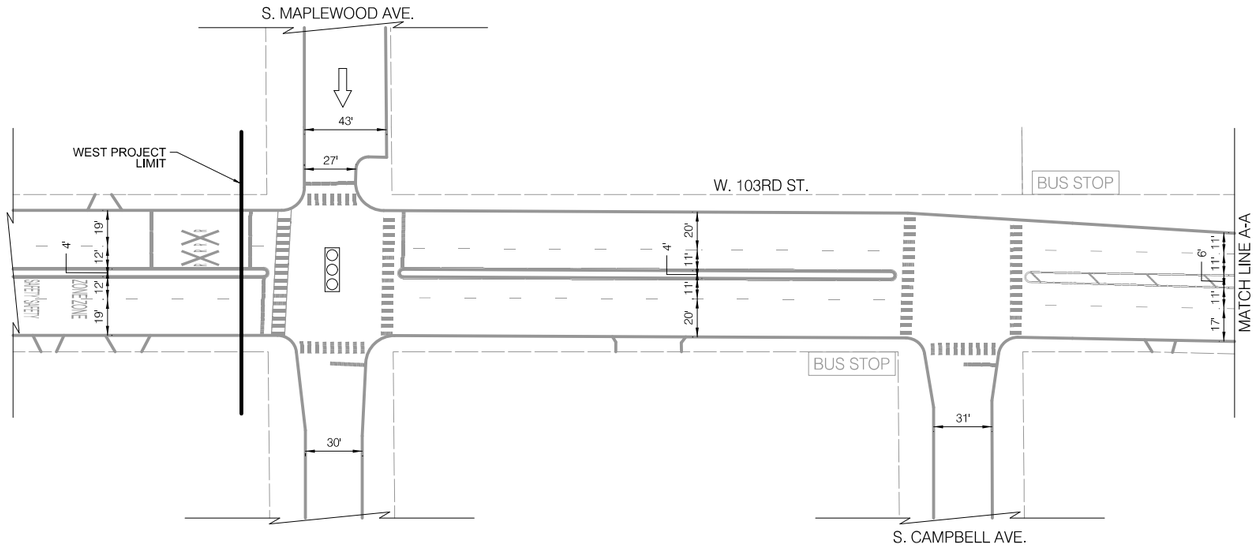

LEGEND

BUS STOP	EXISTING BUS STOP TO REMAIN
~~BUS STOP~~	EXISTING BUS STOP TO BE REMOVED
BUS STOP	PROPOSED BUS STOP

INSTALLATION PLAN

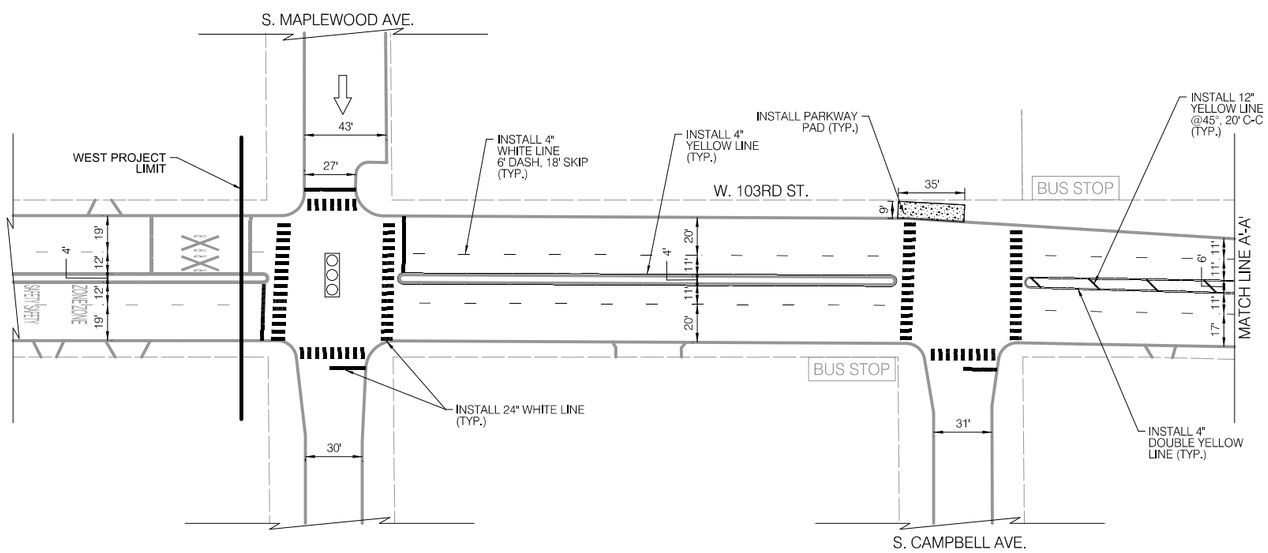

LEGEND

- SIGNALIZED INTERSECTION
- ALL-WAY STOP
- ONE-WAY STREET

NOTES

1. ALL CROSSWALKS SHALL BE CONTINENTAL CROSSWALK MARKINGS, 2' STRIPE, 4' C-C AND 6' WIDE UNLESS NOTED OTHERWISE ON THE PLANS
2. ALL PAVEMENT MARKING INSTALLED ARE TO BE THERMOPLASTIC UNLESS OTHERWISE NOTED. SEE PAVEMENT MARKING DETAIL SHEETS FOR ALL OTHER LAYOUT INFORMATION

CDOT CHICAGO DEPARTMENT OF TRANSPORTATION

REVISIONS

NO.	BY	DATE	DESCRIPTION

CITY OF CHICAGO
DEPARTMENT OF TRANSPORTATION
DIVISION OF ENGINEERING

2021 ARTERIAL STREET RESURFACING
FAR SOUTH AREA B-7-176

EXISTING AND PROPOSED PLANS

W 103RD STREET
S. MAPLEWOOD AVE. TO
S. WESTERN AVE.

SCALE: 1" = 40'

SHEET NO. 17

DATE: 4/16/2021

EXISTING CONDITIONS

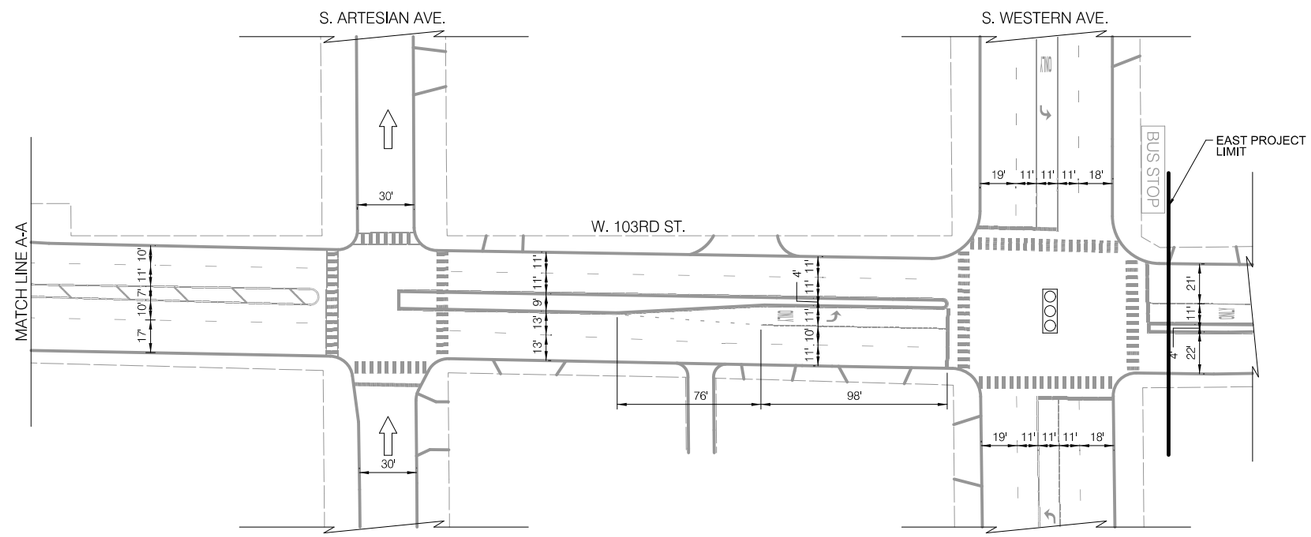

LEGEND

BUS STOP	EXISTING BUS STOP TO REMAIN
~~BUS STOP~~	EXISTING BUS STOP TO BE REMOVED
BUS STOP	PROPOSED BUS STOP

INSTALLATION PLAN

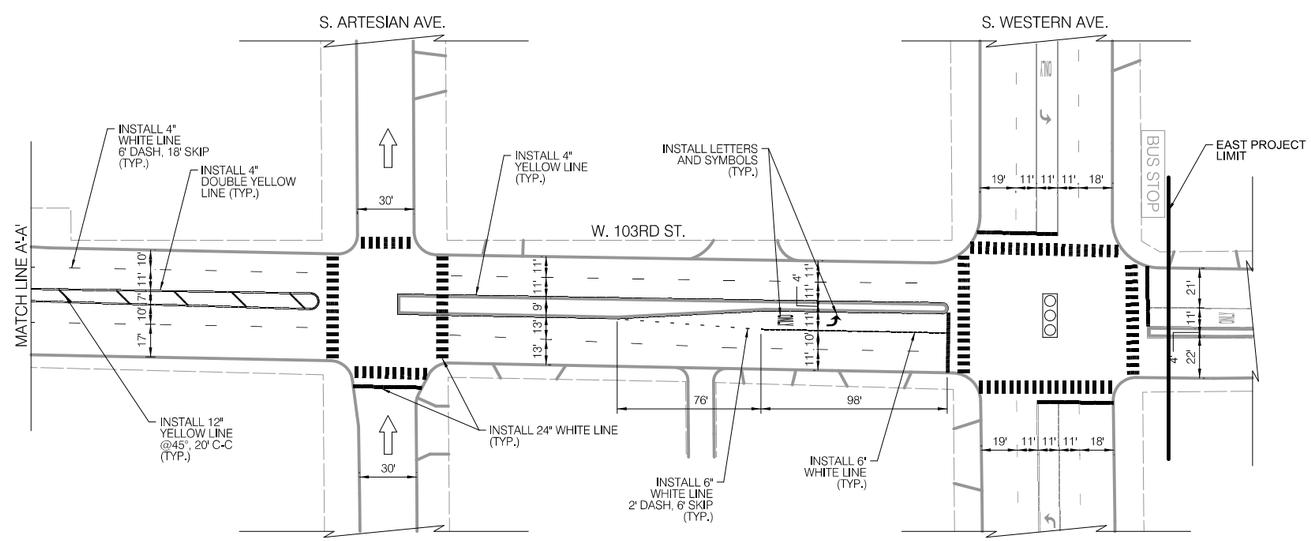

LEGEND

- SIGNALIZED INTERSECTION
- ALL-WAY STOP
- ONE-WAY STREET

NOTES

1. ALL CROSSWALKS SHALL BE CONTINENTAL CROSSWALK MARKINGS, 2' STRIPE, 4' C-C AND 6' WIDE UNLESS NOTED OTHERWISE ON THE PLANS
2. ALL PAVEMENT MARKING INSTALLED ARE TO BE THERMOPLASTIC UNLESS OTHERWISE NOTED. SEE PAVEMENT MARKING DETAIL SHEETS FOR ALL OTHER LAYOUT INFORMATION

CDOT CHICAGO DEPARTMENT OF TRANSPORTATION

REVISIONS

NO.	BY	DATE	DESCRIPTION

CITY OF CHICAGO
DEPARTMENT OF TRANSPORTATION
DIVISION OF ENGINEERING

2021 ARTERIAL STREET RESURFACING
FAR SOUTH AREA B-7-176

EXISTING AND PROPOSED PLANS

W 103RD STREET
S. MAPLEWOOD AVE. TO
S. WESTERN AVE.

SCALE: 1" = 40'

SHEET NO. 18

DATE: 4/16/2021

EXISTING CONDITIONS

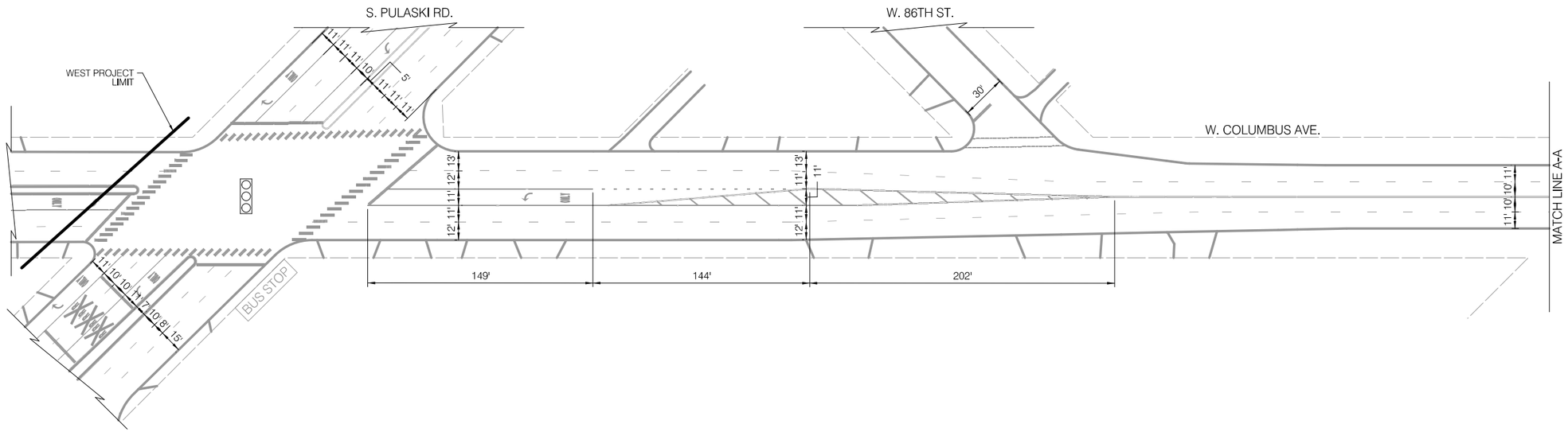

LEGEND

BUS STOP	EXISTING BUS STOP TO REMAIN
~~BUS STOP~~	EXISTING BUS STOP TO BE REMOVED
BUS STOP	PROPOSED BUS STOP

INSTALLATION PLAN

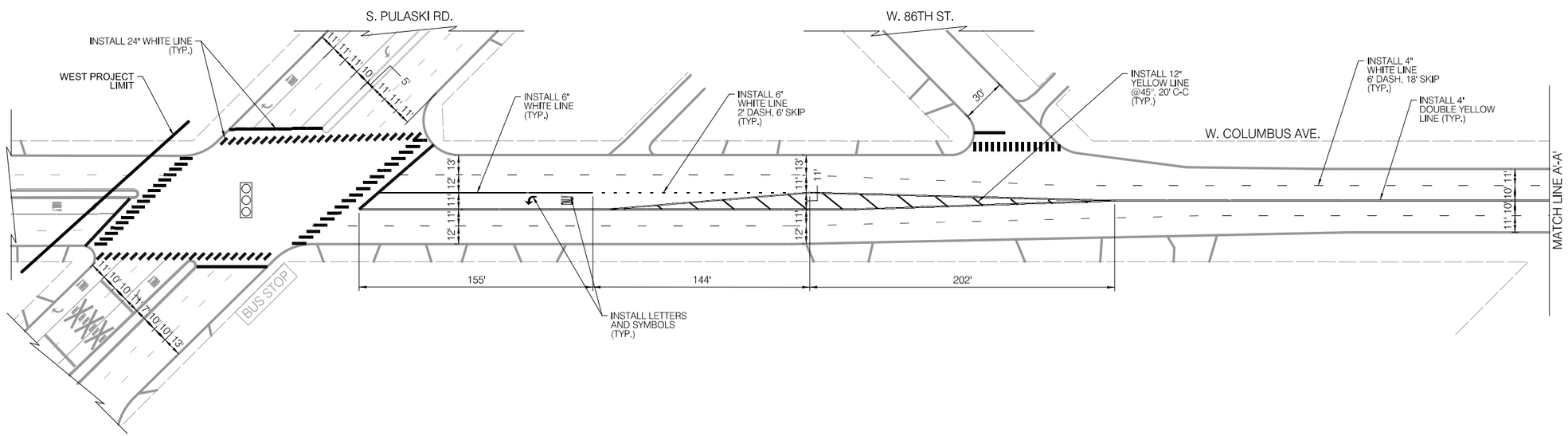

LEGEND

- SIGNALIZED INTERSECTION
- ALL-WAY STOP
- ONE-WAY STREET

NOTES

1. ALL CROSSWALKS SHALL BE CONTINENTAL CROSSWALK MARKINGS, 2' STRIPE, 4' C-C AND 6' WIDE UNLESS NOTED OTHERWISE ON THE PLANS
2. ALL PAVEMENT MARKING INSTALLED ARE TO BE THERMOPLASTIC UNLESS OTHERWISE NOTED. SEE PAVEMENT MARKING DETAIL SHEETS FOR ALL OTHER LAYOUT INFORMATION

CDOT
CHICAGO DEPARTMENT OF TRANSPORTATION

REVISIONS

NO.	BY	DATE	DESCRIPTION

CITY OF CHICAGO
DEPARTMENT OF TRANSPORTATION
DIVISION OF ENGINEERING

2021 ARTERIAL STREET RESURFACING
FAR SOUTH AREA B-7-176

EXISTING AND PROPOSED PLANS

W. COLUMBUS AVENUE
S. PULASKI AVE. TO W. 83RD PL.

SCALE: 1" = 40'

SHEET NO. 19

DATE: 4/16/2021

EXISTING CONDITIONS

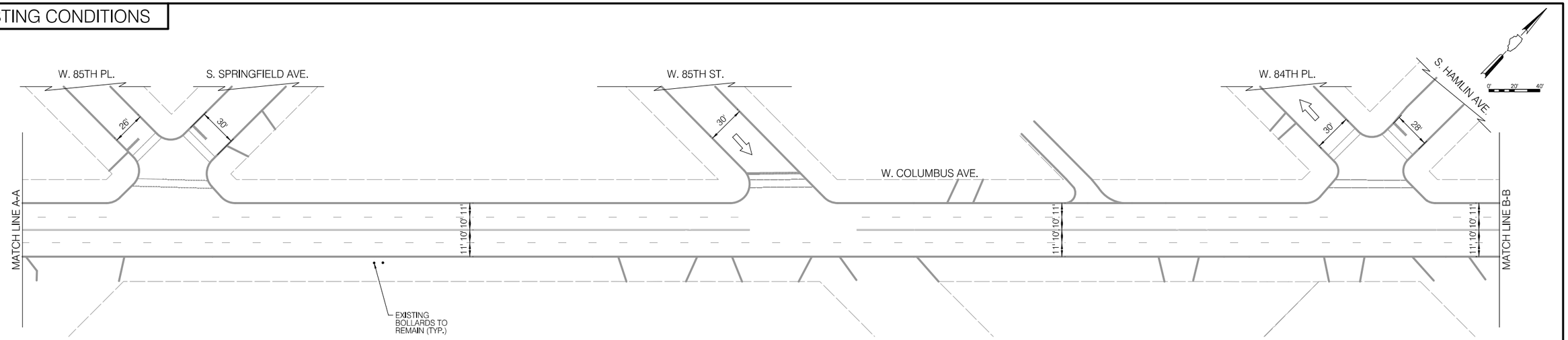

LEGEND

BUS STOP	EXISTING BUS STOP TO REMAIN
~~BUS STOP~~	EXISTING BUS STOP TO BE REMOVED
BUS STOP	PROPOSED BUS STOP

INSTALLATION PLAN

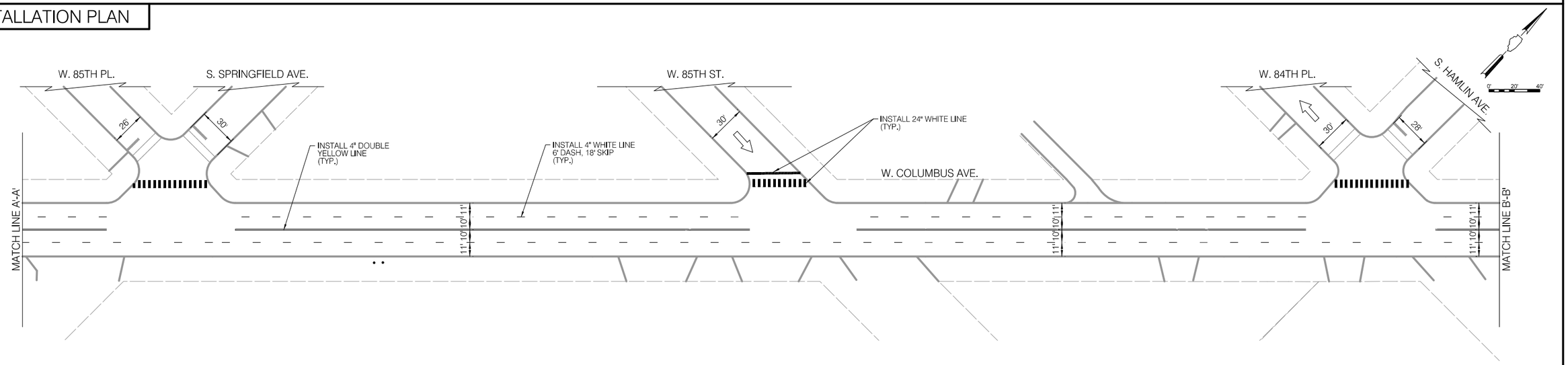

LEGEND

- SIGNALIZED INTERSECTION
- ALL-WAY STOP
- ONE-WAY STREET

NOTES

1. ALL CROSSWALKS SHALL BE CONTINENTAL CROSSWALK MARKINGS, 2' STRIPE, 4' C-C AND 6' WIDE UNLESS NOTED OTHERWISE ON THE PLANS
2. ALL PAVEMENT MARKING INSTALLED ARE TO BE THERMOPLASTIC UNLESS OTHERWISE NOTED. SEE PAVEMENT MARKING DETAIL SHEETS FOR ALL OTHER LAYOUT INFORMATION

CDOT
CHICAGO DEPARTMENT OF TRANSPORTATION

REVISIONS

NO.	BY	DATE	DESCRIPTION

CITY OF CHICAGO
DEPARTMENT OF TRANSPORTATION
DIVISION OF ENGINEERING

2021 ARTERIAL STREET RESURFACING
FAR SOUTH AREA B-7-176

EXISTING AND PROPOSED PLANS

W. COLUMBUS AVENUE
S. PULASKI AVE. TO W. 83RD PL.

SCALE: 1" = 40'

SHEET NO. 20

DATE: 4/16/2021

EXISTING CONDITIONS

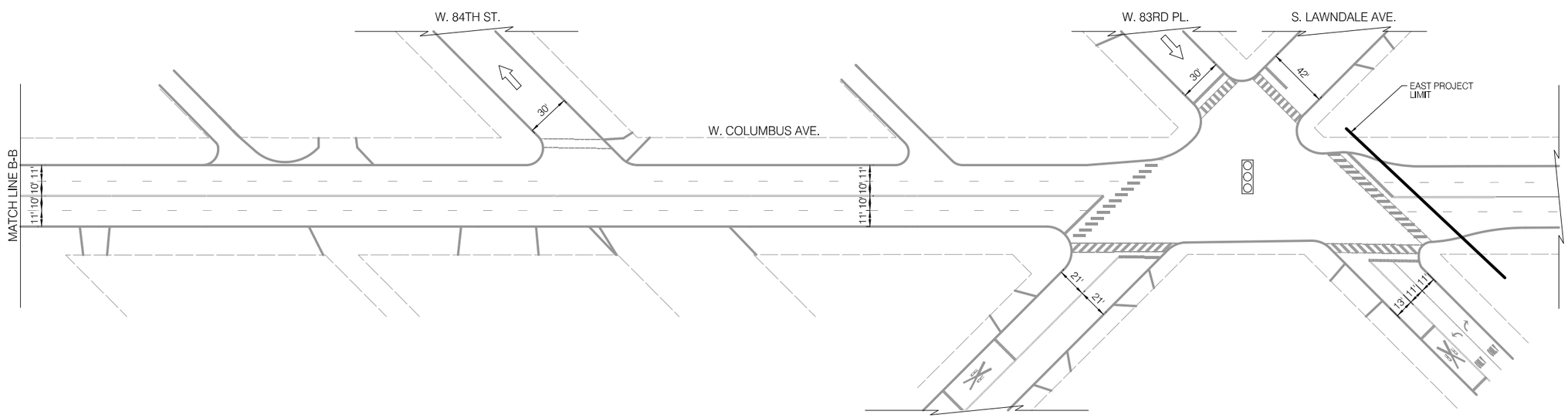

LEGEND

BUS STOP	EXISTING BUS STOP TO REMAIN
~~BUS STOP~~	EXISTING BUS STOP TO BE REMOVED
BUS STOP	PROPOSED BUS STOP

INSTALLATION PLAN

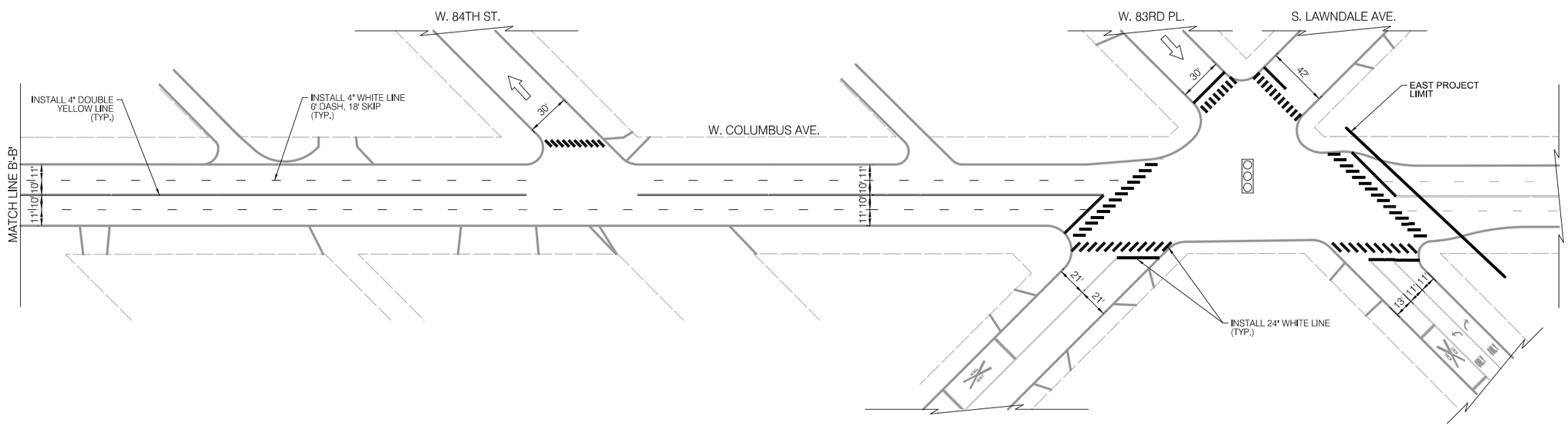

LEGEND

- SIGNALIZED INTERSECTION
- ALL-WAY STOP
- ONE-WAY STREET

NOTES

1. ALL CROSSWALKS SHALL BE CONTINENTAL CROSSWALK MARKINGS, 2' STRIPE, 4' C-C AND 6' WIDE UNLESS NOTED OTHERWISE ON THE PLANS
2. ALL PAVEMENT MARKING INSTALLED ARE TO BE THERMOPLASTIC UNLESS OTHERWISE NOTED. SEE PAVEMENT MARKING DETAIL SHEETS FOR ALL OTHER LAYOUT INFORMATION

CDOT CHICAGO DEPARTMENT OF TRANSPORTATION

REVISIONS

NO.	BY	DATE	DESCRIPTION

CITY OF CHICAGO
DEPARTMENT OF TRANSPORTATION
DIVISION OF ENGINEERING

2021 ARTERIAL STREET RESURFACING
FAR SOUTH AREA B-7-176

EXISTING AND PROPOSED PLANS

W. COLUMBUS AVENUE
S. PULASKI AVE. TO W. 83RD PL.

SCALE: 1" = 40'

SHEET NO. 21

DATE: 4/16/2021

EXISTING CONDITIONS

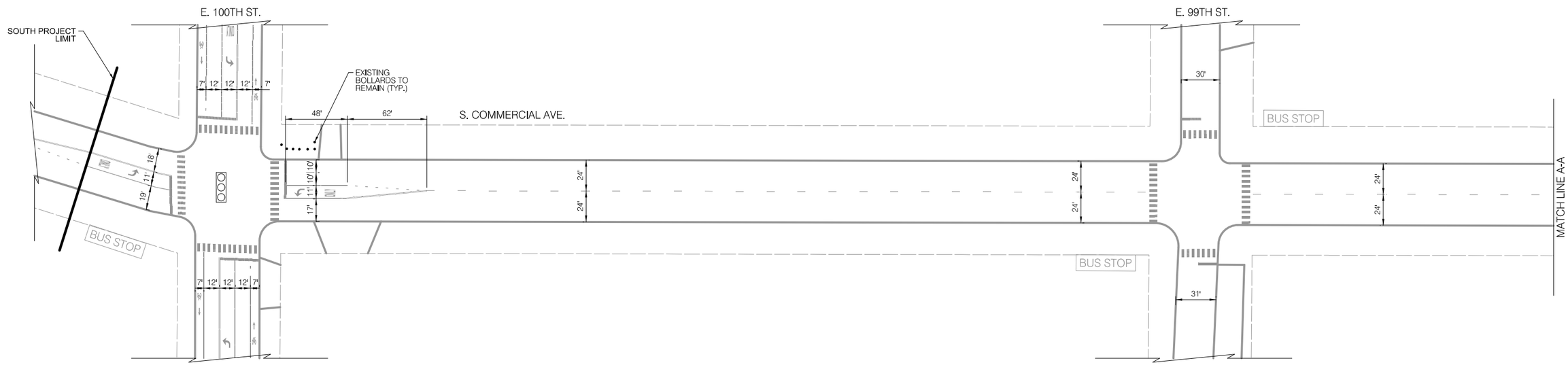

LEGEND

BUS STOP	EXISTING BUS STOP TO REMAIN
~~BUS STOP~~	EXISTING BUS STOP TO BE REMOVED
BUS STOP	PROPOSED BUS STOP

INSTALLATION PLAN

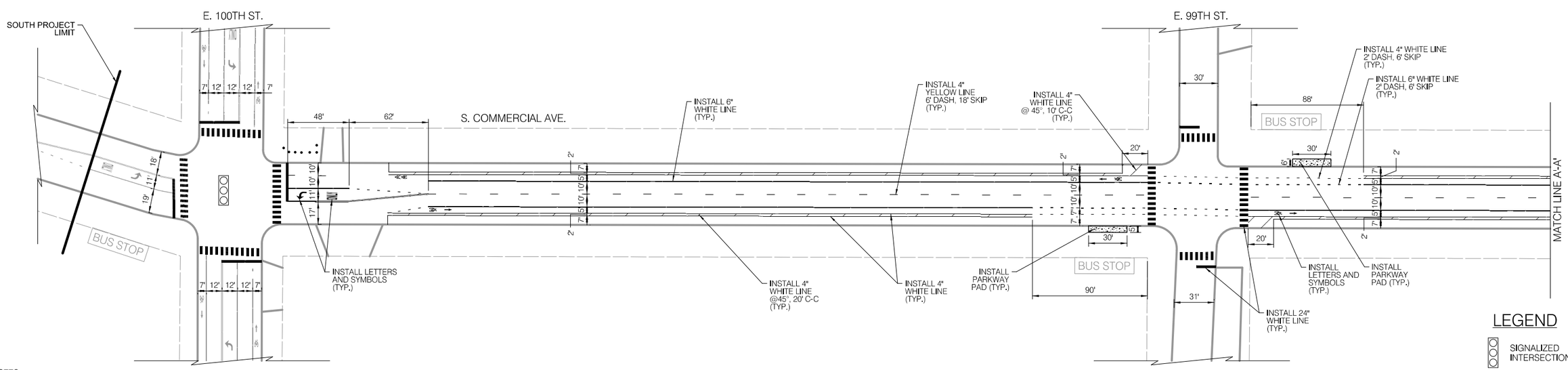

LEGEND

- SIGNALIZED INTERSECTION
- STOP ALL-WAY STOP
- ONE-WAY STREET

NOTES

1. ALL CROSSWALKS SHALL BE CONTINENTAL CROSSWALK MARKINGS, 2' STRIPE, 4' C-C AND 6' WIDE UNLESS NOTED OTHERWISE ON THE PLANS
2. ALL PAVEMENT MARKING INSTALLED ARE TO BE THERMOPLASTIC UNLESS OTHERWISE NOTED. SEE PAVEMENT MARKING DETAIL SHEETS FOR ALL OTHER LAYOUT INFORMATION

CDOT CHICAGO DEPARTMENT OF TRANSPORTATION

REVISIONS

NO.	BY	DATE	DESCRIPTION

CITY OF CHICAGO
DEPARTMENT OF TRANSPORTATION
DIVISION OF ENGINEERING

2021 ARTERIAL STREET RESURFACING
FAR SOUTH AREA B-7-176

EXISTING AND PROPOSED PLANS

S. COMMERCIAL AVENUE
E. 100TH ST. TO E. 94TH ST.

SCALE: 1" = 40'

SHEET NO. 22

DATE: 4/16/2021

EXISTING CONDITIONS

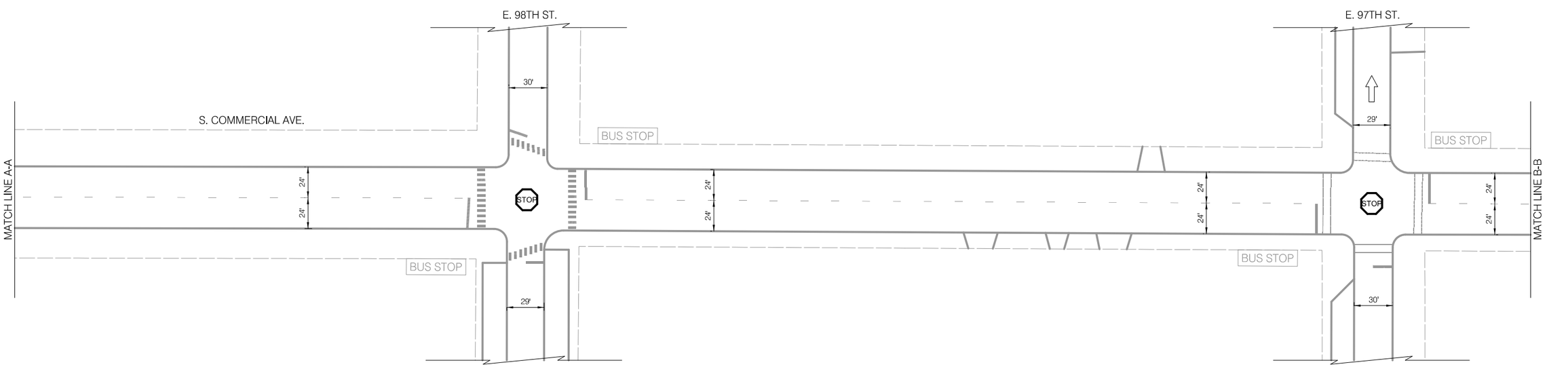

LEGEND

BUS STOP	EXISTING BUS STOP TO REMAIN
~~BUS STOP~~	EXISTING BUS STOP TO BE REMOVED
BUS STOP	PROPOSED BUS STOP

INSTALLATION PLAN

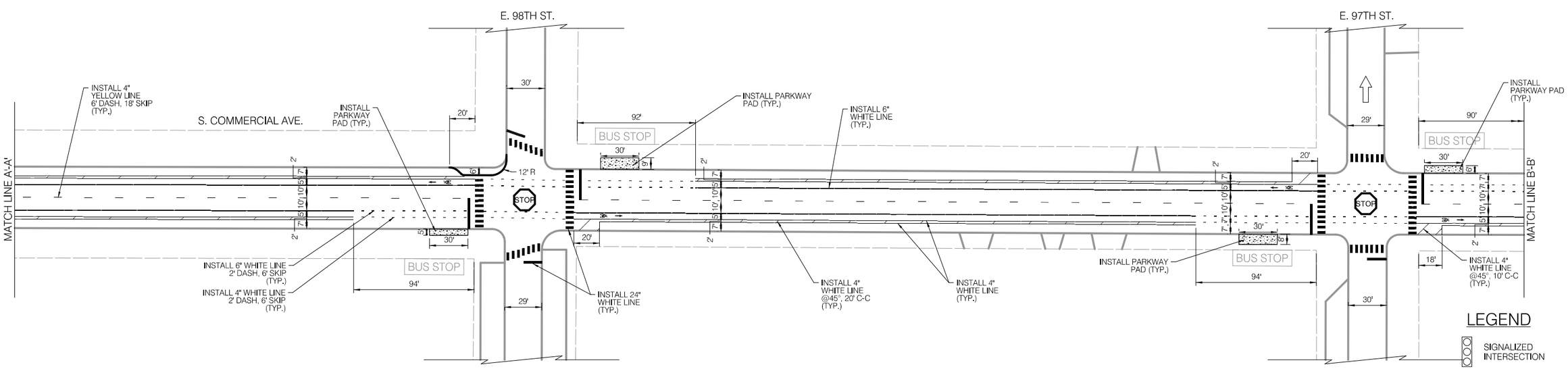

LEGEND

- SIGNALIZED INTERSECTION
- STOP ALL-WAY STOP
- ONE-WAY STREET

NOTES

1. ALL CROSSWALKS SHALL BE CONTINENTAL CROSSWALK MARKINGS, 2' STRIPE, 4' C-C AND 6' WIDE UNLESS NOTED OTHERWISE ON THE PLANS
2. ALL PAVEMENT MARKING INSTALLED ARE TO BE THERMOPLASTIC UNLESS OTHERWISE NOTED. SEE PAVEMENT MARKING DETAIL SHEETS FOR ALL OTHER LAYOUT INFORMATION

CDOT CHICAGO DEPARTMENT OF TRANSPORTATION

REVISIONS

NO.	BY	DATE	DESCRIPTION

CITY OF CHICAGO
DEPARTMENT OF TRANSPORTATION
DIVISION OF ENGINEERING

2021 ARTERIAL STREET RESURFACING
FAR SOUTH AREA B-7-176

EXISTING AND PROPOSED PLANS

S. COMMERCIAL AVENUE
E. 100TH ST. TO E. 94TH ST.

SCALE: 1" = 40'

SHEET NO. 23

DATE: 4/16/2021

EXISTING CONDITIONS

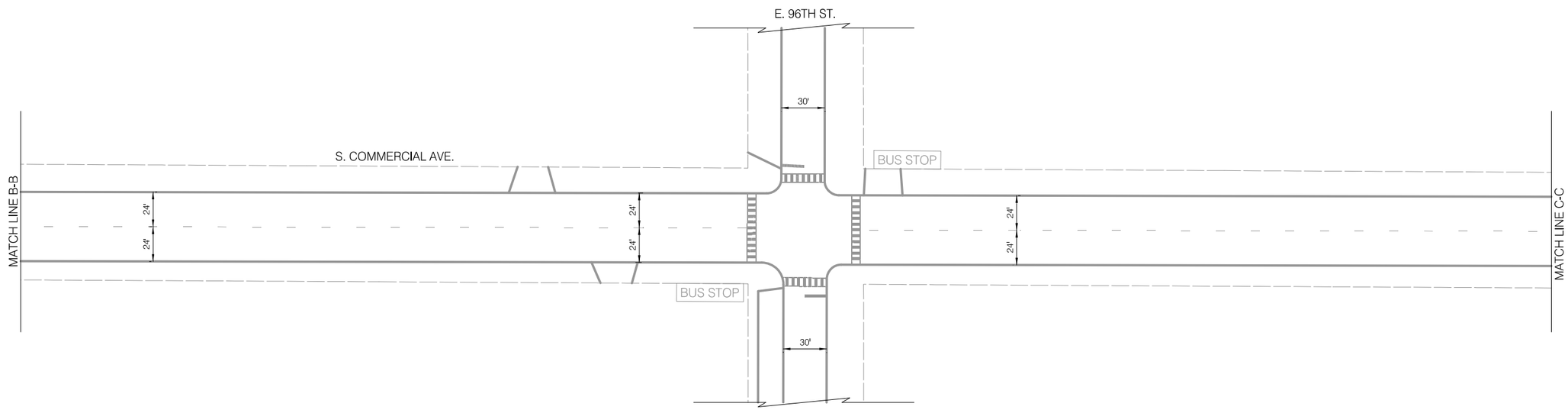

LEGEND

BUS STOP	EXISTING BUS STOP TO REMAIN
~~BUS STOP~~	EXISTING BUS STOP TO BE REMOVED
BUS STOP	PROPOSED BUS STOP

INSTALLATION PLAN

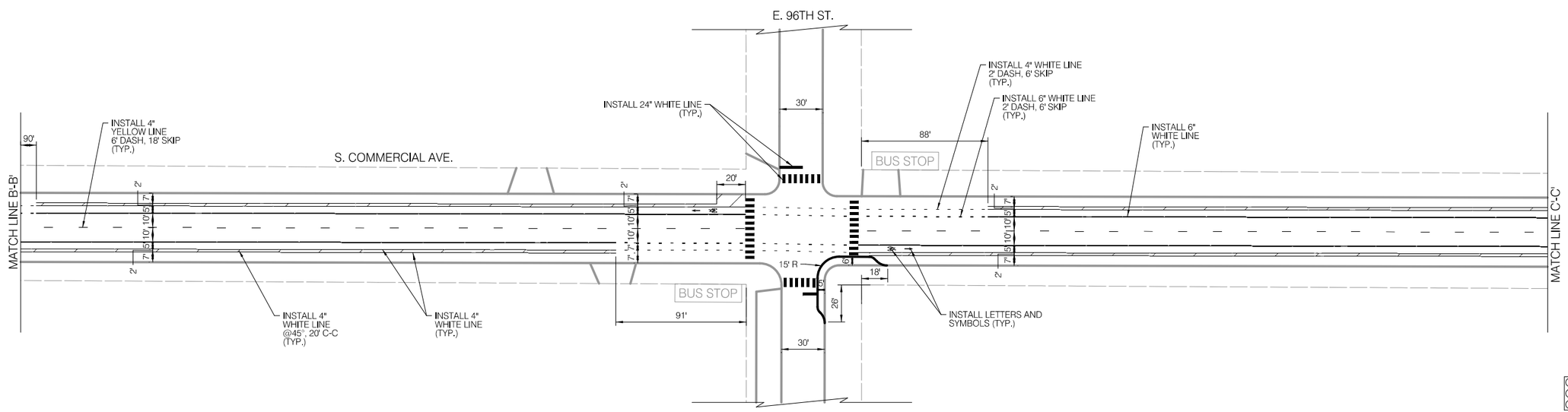

LEGEND

- SIGNALIZED INTERSECTION
- ALL-WAY STOP
- ONE-WAY STREET

NOTES

1. ALL CROSSWALKS SHALL BE CONTINENTAL CROSSWALK MARKINGS, 2' STRIPE, 4' C-C AND 6' WIDE UNLESS NOTED OTHERWISE ON THE PLANS
2. ALL PAVEMENT MARKING INSTALLED ARE TO BE THERMOPLASTIC UNLESS OTHERWISE NOTED. SEE PAVEMENT MARKING DETAIL SHEETS FOR ALL OTHER LAYOUT INFORMATION

CDOT CHICAGO DEPARTMENT OF TRANSPORTATION

REVISIONS

NO.	BY	DATE	DESCRIPTION

CITY OF CHICAGO
DEPARTMENT OF TRANSPORTATION
DIVISION OF ENGINEERING

2021 ARTERIAL STREET RESURFACING
FAR SOUTH AREA B-7-176

EXISTING AND PROPOSED PLANS

S. COMMERCIAL AVENUE
E. 100TH ST. TO E. 94TH ST.

SCALE: 1" = 40'

SHEET NO. 24

DATE: 4/16/2021

EXISTING CONDITIONS

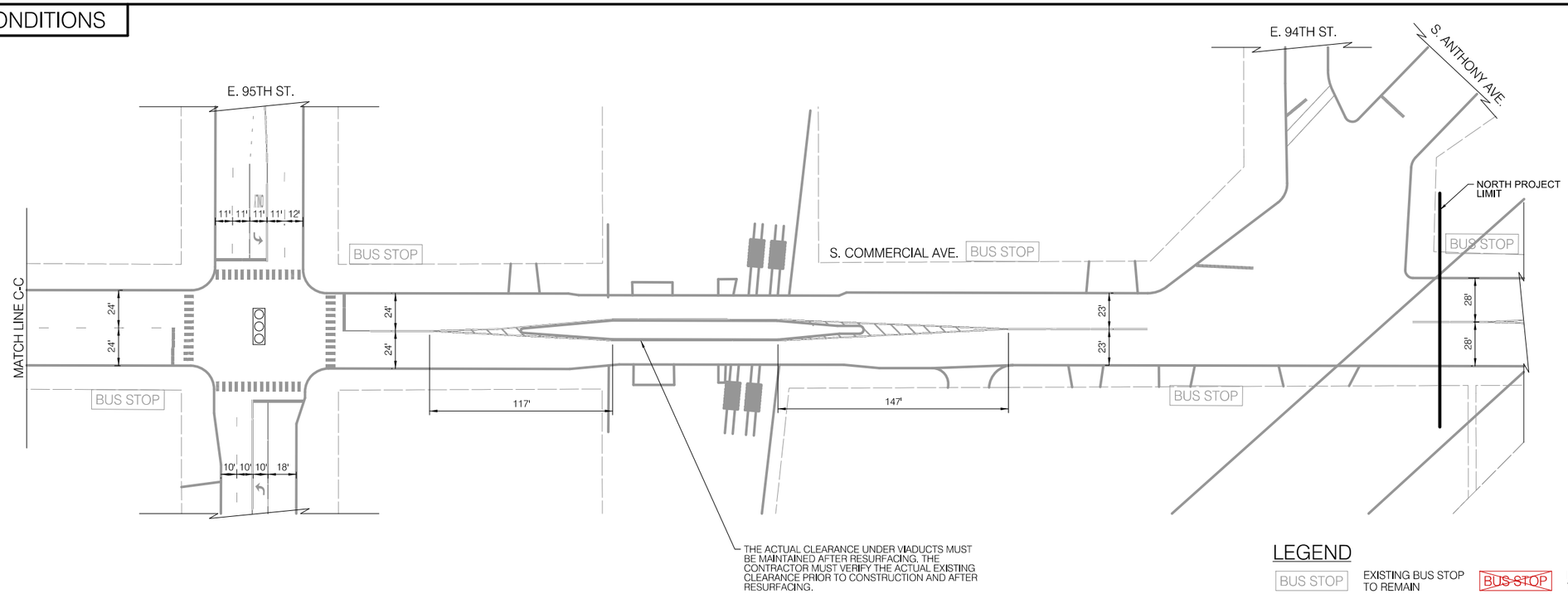

LEGEND

BUS STOP	EXISTING BUS STOP TO REMAIN
~~BUS STOP~~	EXISTING BUS STOP TO BE REMOVED
BUS STOP	PROPOSED BUS STOP

INSTALLATION PLAN

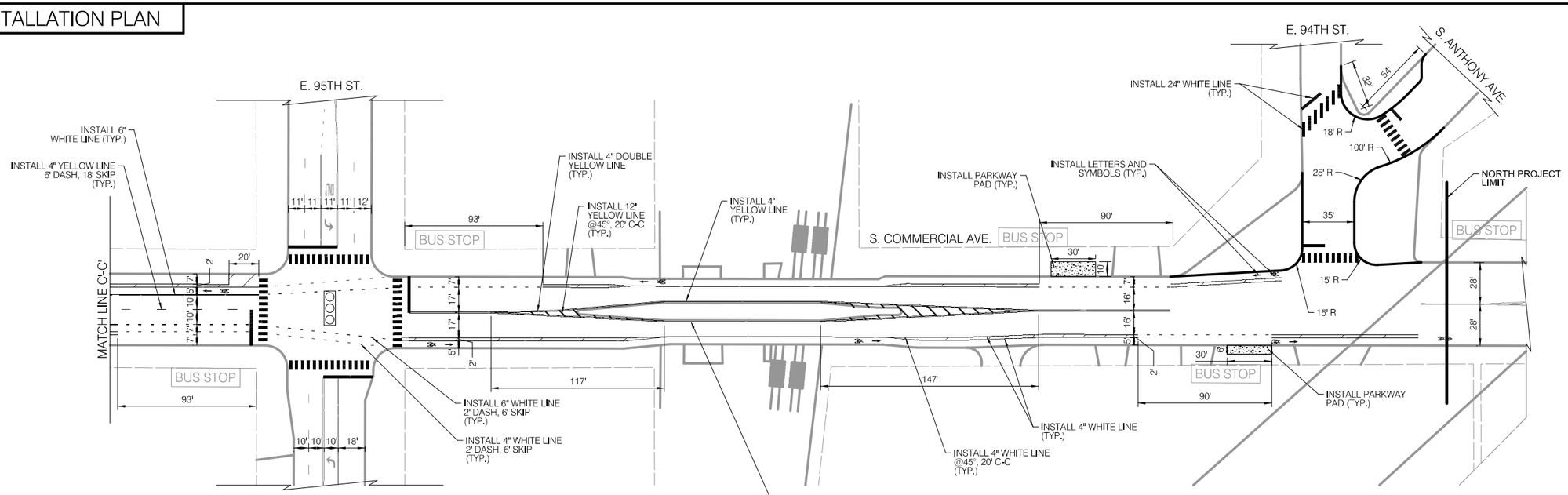

NOTES

1. ALL CROSSWALKS SHALL BE CONTINENTAL CROSSWALK MARKINGS, 2' STRIPE, 4' C-C AND 6' WIDE UNLESS NOTED OTHERWISE ON THE PLANS
2. ALL PAVEMENT MARKING INSTALLED ARE TO BE THERMOPLASTIC UNLESS OTHERWISE NOTED. SEE PAVEMENT MARKING DETAIL SHEETS FOR ALL OTHER LAYOUT INFORMATION

LEGEND

- SIGNALIZED INTERSECTION
- ALL-WAY STOP
- ONE-WAY STREET

CDOT
CHICAGO DEPARTMENT OF TRANSPORTATION

REVISIONS

NO.	BY	DATE	DESCRIPTION

CITY OF CHICAGO
DEPARTMENT OF TRANSPORTATION
DIVISION OF ENGINEERING

2021 ARTERIAL STREET RESURFACING
FAR SOUTH AREA B-7-176

EXISTING AND PROPOSED PLANS

S. COMMERCIAL AVENUE
E. 100TH ST. TO E. 94TH ST.

SCALE: 1" = 40'

SHEET NO. 25

DATE: 4/16/2021

EXISTING CONDITIONS

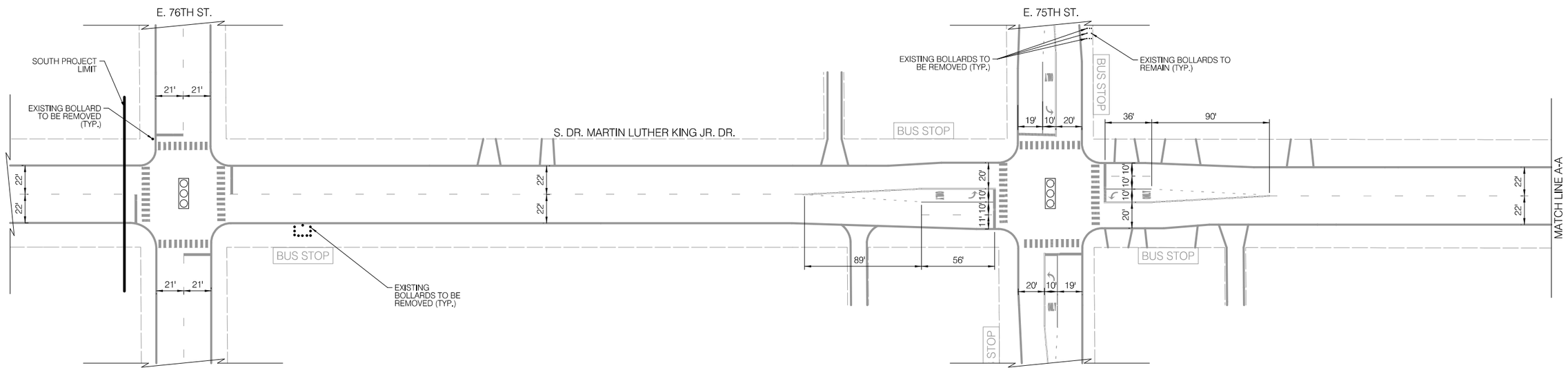

LEGEND

BUS STOP	EXISTING BUS STOP TO REMAIN
~~BUS STOP~~	EXISTING BUS STOP TO BE REMOVED
BUS STOP	PROPOSED BUS STOP

INSTALLATION PLAN

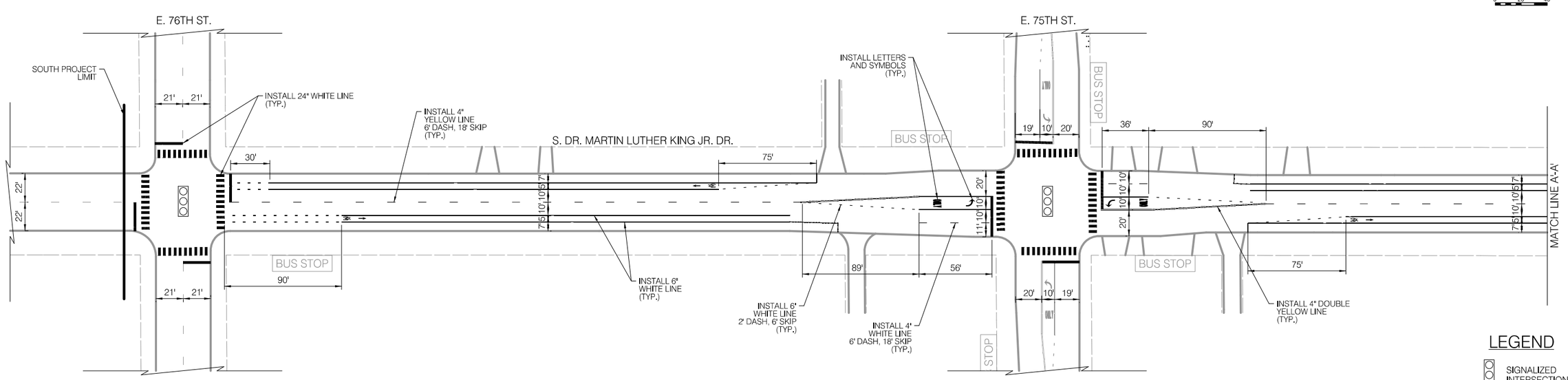

LEGEND

	SIGNALIZED INTERSECTION
STOP	ALL-WAY STOP
	ONE-WAY STREET

NOTES

1. ALL CROSSWALKS SHALL BE CONTINENTAL CROSSWALK MARKINGS, 2' STRIPE, 4' C-C AND 6' WIDE UNLESS NOTED OTHERWISE ON THE PLANS
2. ALL PAVEMENT MARKING INSTALLED ARE TO BE THERMOPLASTIC UNLESS OTHERWISE NOTED. SEE PAVEMENT MARKING DETAIL SHEETS FOR ALL OTHER LAYOUT INFORMATION

CDOT CHICAGO DEPARTMENT OF TRANSPORTATION

REVISIONS

NO.	BY	DATE	DESCRIPTION

CITY OF CHICAGO
DEPARTMENT OF TRANSPORTATION
DIVISION OF ENGINEERING

2021 ARTERIAL STREET RESURFACING
FAR SOUTH AREA B-7-176

EXISTING AND PROPOSED PLANS

S. DR. MARTIN LUTHER KING JR. DRIVE
E. 76TH ST. TO E 67TH ST.

SCALE: 1" = 40'

SHEET NO. 26

DATE: 4/16/2021

EXISTING CONDITIONS

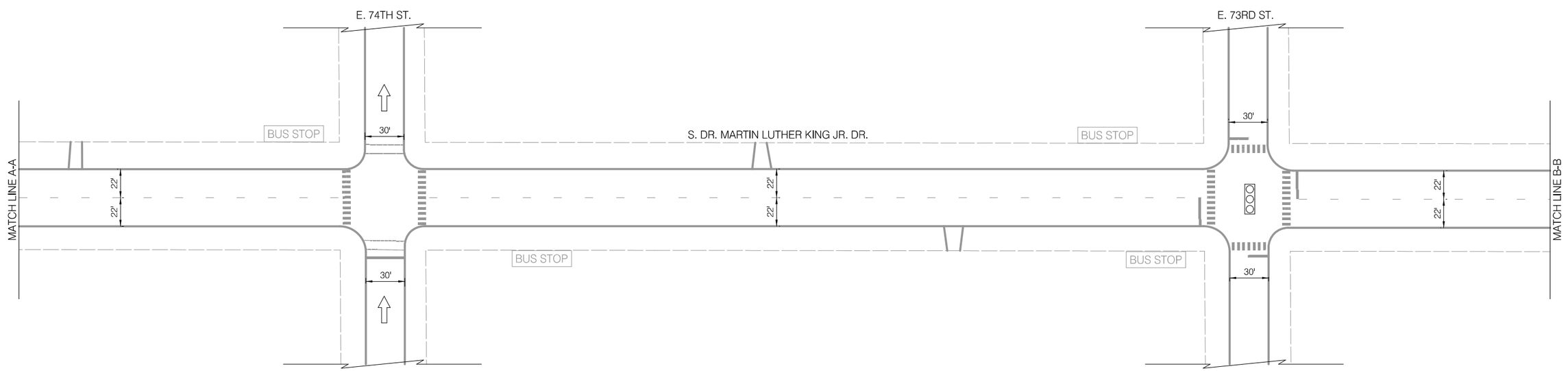

LEGEND

BUS STOP	EXISTING BUS STOP TO REMAIN
~~BUS STOP~~	EXISTING BUS STOP TO BE REMOVED
BUS STOP	PROPOSED BUS STOP

INSTALLATION PLAN

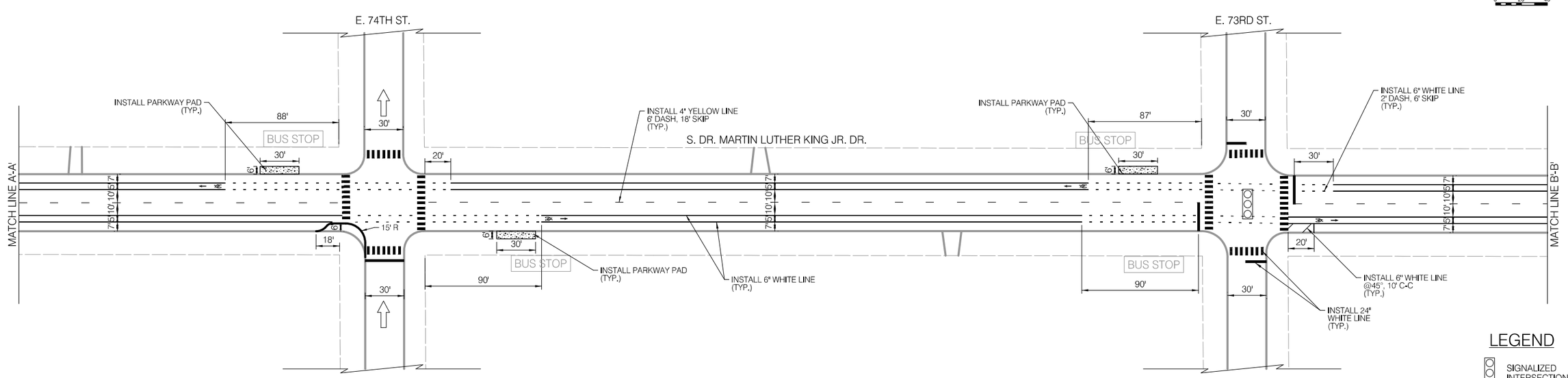

LEGEND

- SIGNALIZED INTERSECTION
- ALL-WAY STOP
- ONE-WAY STREET

NOTES

1. ALL CROSSWALKS SHALL BE CONTINENTAL CROSSWALK MARKINGS, 2' STRIPE, 4' C-C AND 6' WIDE UNLESS NOTED OTHERWISE ON THE PLANS
2. ALL PAVEMENT MARKING INSTALLED ARE TO BE THERMOPLASTIC UNLESS OTHERWISE NOTED. SEE PAVEMENT MARKING DETAIL SHEETS FOR ALL OTHER LAYOUT INFORMATION

CDOT CHICAGO DEPARTMENT OF TRANSPORTATION

REVISIONS

NO.	BY	DATE	DESCRIPTION

CITY OF CHICAGO
DEPARTMENT OF TRANSPORTATION
DIVISION OF ENGINEERING

2021 ARTERIAL STREET RESURFACING
FAR SOUTH AREA B-7-176

EXISTING AND PROPOSED PLANS

S. DR. MARTIN LUTHER KING JR. DRIVE
E. 76TH ST. TO E 67TH ST.

SCALE: 1" = 40'

SHEET NO. 27

DATE: 4/16/2021

EXISTING CONDITIONS

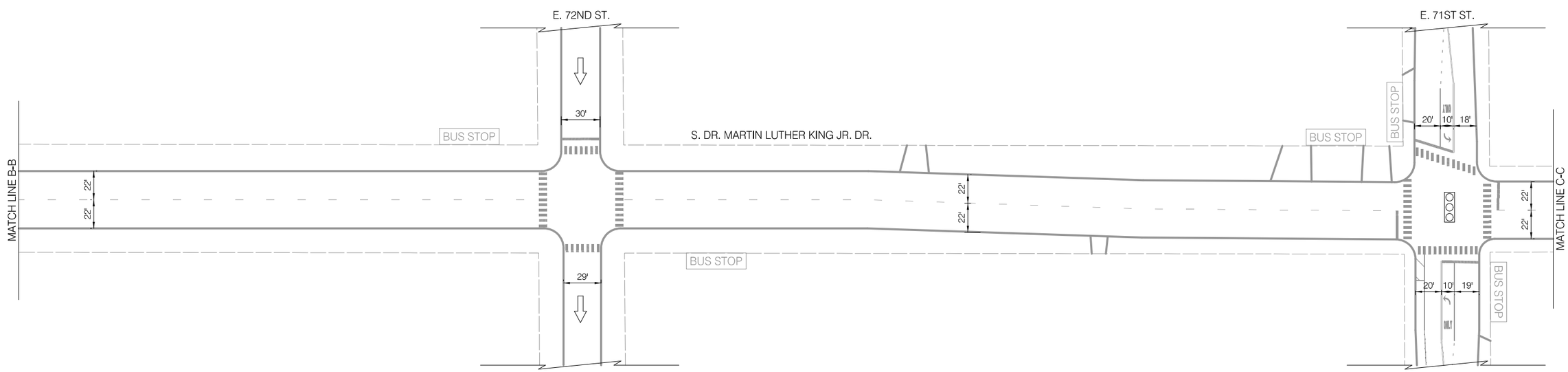

LEGEND

BUS STOP	EXISTING BUS STOP TO REMAIN
~~BUS STOP~~	EXISTING BUS STOP TO BE REMOVED
BUS STOP	PROPOSED BUS STOP

INSTALLATION PLAN

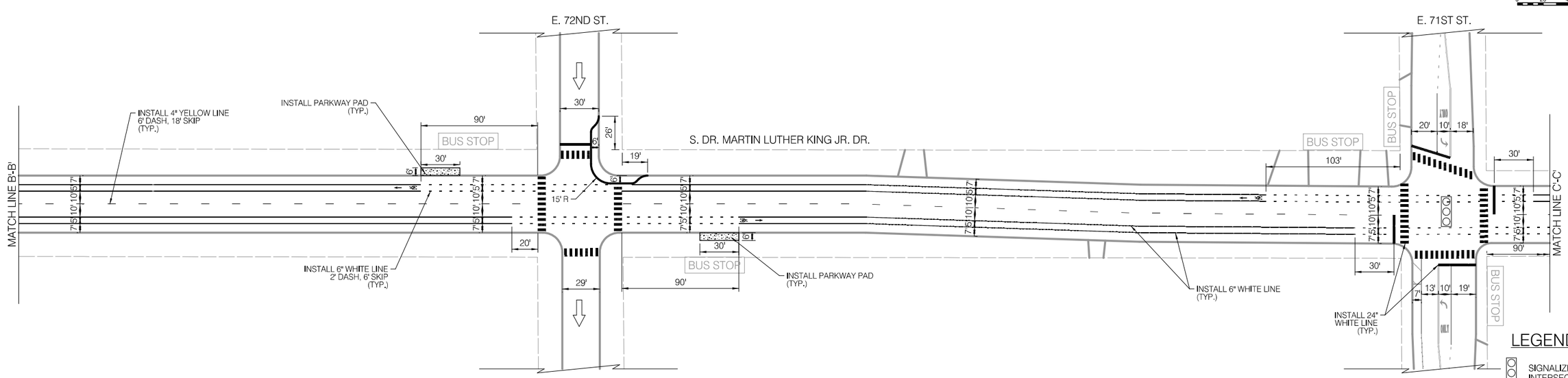

LEGEND

- SIGNALIZED INTERSECTION
- ALL-WAY STOP
- ONE-WAY STREET

NOTES

1. ALL CROSSWALKS SHALL BE CONTINENTAL CROSSWALK MARKINGS, 2' STRIPE, 4' C-C AND 6' WIDE UNLESS NOTED OTHERWISE ON THE PLANS
2. ALL PAVEMENT MARKING INSTALLED ARE TO BE THERMOPLASTIC UNLESS OTHERWISE NOTED. SEE PAVEMENT MARKING DETAIL SHEETS FOR ALL OTHER LAYOUT INFORMATION

CDOT
CHICAGO DEPARTMENT OF TRANSPORTATION

REVISIONS

NO.	BY	DATE	DESCRIPTION

CITY OF CHICAGO
DEPARTMENT OF TRANSPORTATION
DIVISION OF ENGINEERING

2021 ARTERIAL STREET RESURFACING
FAR SOUTH AREA B-7-176

EXISTING AND PROPOSED PLANS

S. DR. MARTIN LUTHER KING JR. DRIVE
E. 76TH ST. TO E 67TH ST.

SCALE: 1" = 40'

SHEET NO. 28

DATE: 4/16/2021

EXISTING CONDITIONS

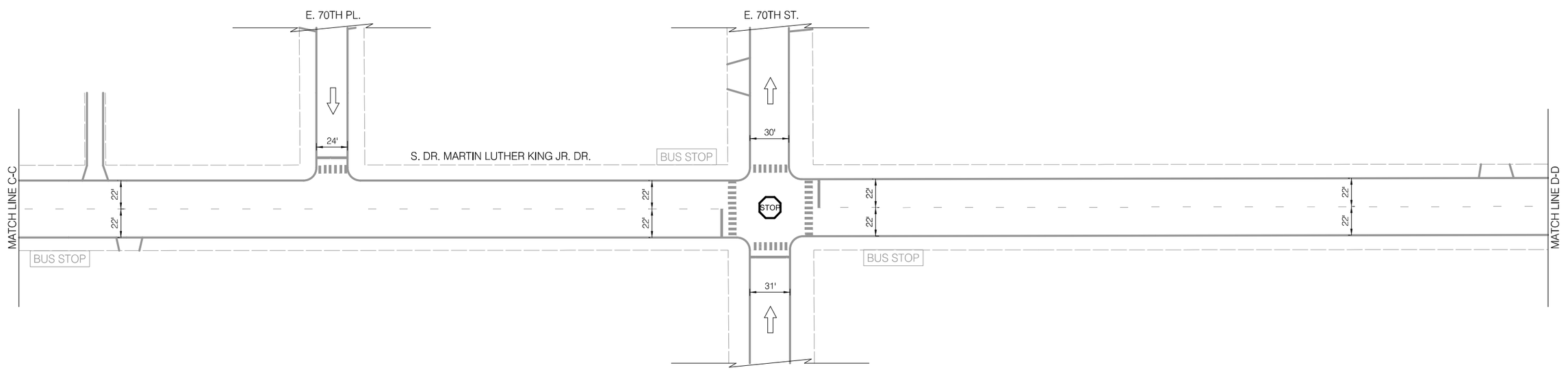

LEGEND

BUS STOP	EXISTING BUS STOP TO REMAIN
~~BUS STOP~~	EXISTING BUS STOP TO BE REMOVED
BUS STOP	PROPOSED BUS STOP

INSTALLATION PLAN

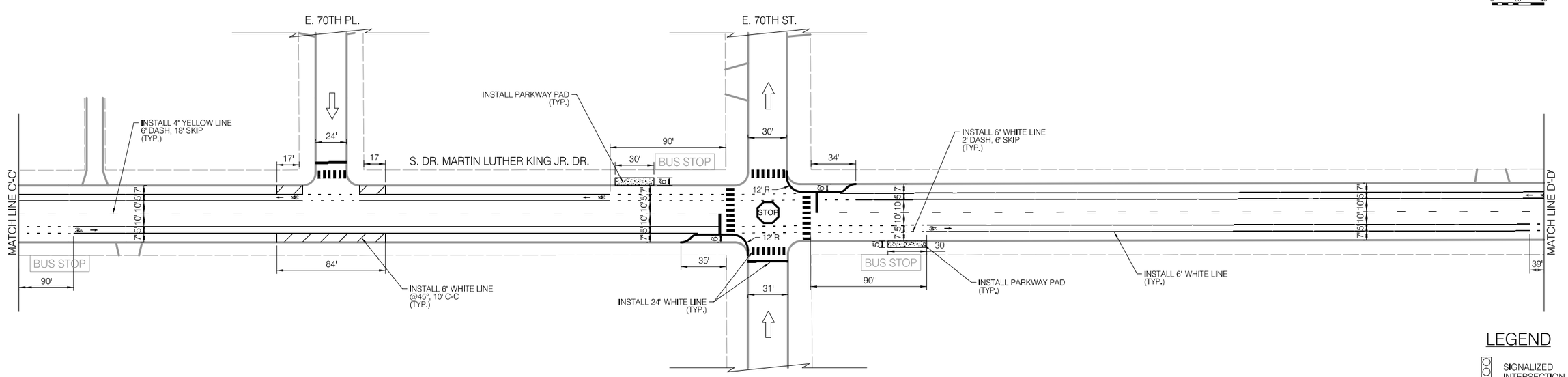

LEGEND

	SIGNALIZED INTERSECTION
STOP	ALL-WAY STOP
	ONE-WAY STREET

NOTES

1. ALL CROSSWALKS SHALL BE CONTINENTAL CROSSWALK MARKINGS, 2' STRIPE, 4' C-C AND 6' WIDE UNLESS NOTED OTHERWISE ON THE PLANS
2. ALL PAVEMENT MARKING INSTALLED ARE TO BE THERMOPLASTIC UNLESS OTHERWISE NOTED. SEE PAVEMENT MARKING DETAIL SHEETS FOR ALL OTHER LAYOUT INFORMATION

CDOT CHICAGO DEPARTMENT OF TRANSPORTATION

REVISIONS

NO.	BY	DATE	DESCRIPTION

CITY OF CHICAGO
DEPARTMENT OF TRANSPORTATION
DIVISION OF ENGINEERING

2021 ARTERIAL STREET RESURFACING
FAR SOUTH AREA B-7-176

EXISTING AND PROPOSED PLANS

S. DR. MARTIN LUTHER KING JR. DRIVE
E. 76TH ST. TO E 67TH ST.

SCALE: 1" = 40'

SHEET NO. 29

DATE: 4/16/2021

EXISTING CONDITIONS

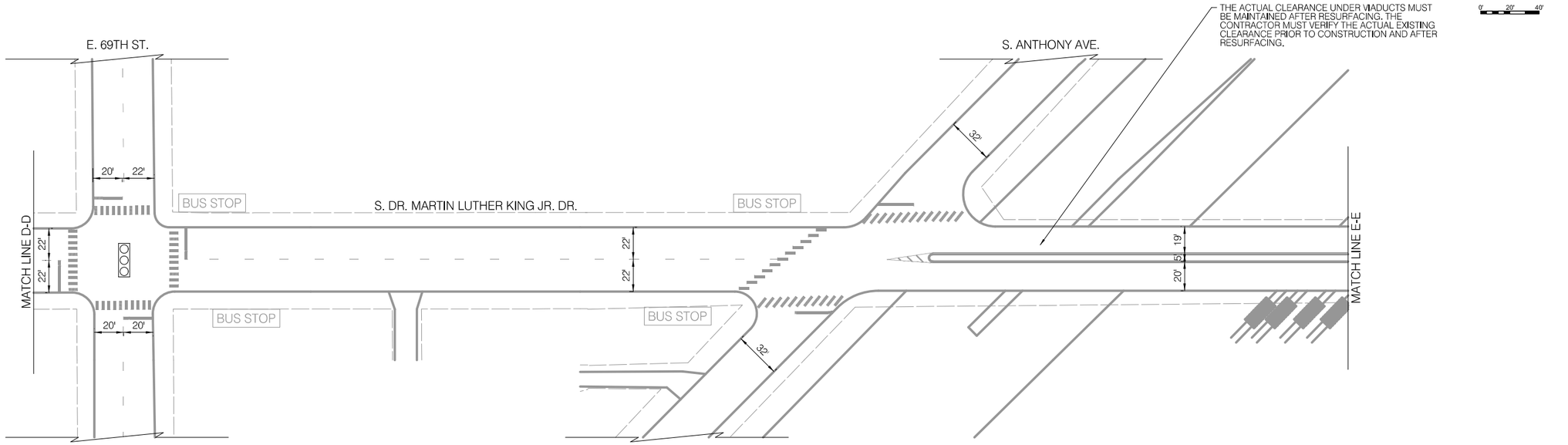

LEGEND

BUS STOP	EXISTING BUS STOP TO REMAIN
~~BUS STOP~~	EXISTING BUS STOP TO BE REMOVED
BUS STOP	PROPOSED BUS STOP

INSTALLATION PLAN

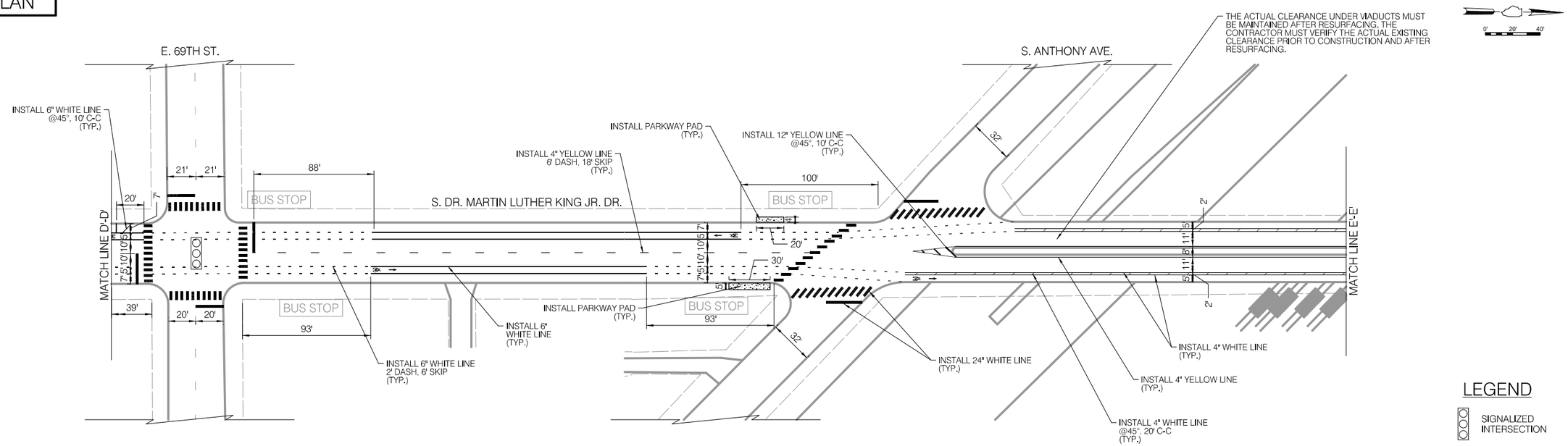

LEGEND

- SIGNALIZED INTERSECTION
- ALL-WAY STOP
- ONE-WAY STREET

NOTES

1. ALL CROSSWALKS SHALL BE CONTINENTAL CROSSWALK MARKINGS, 2' STRIPE, 4' C-C AND 6' WIDE UNLESS NOTED OTHERWISE ON THE PLANS
2. ALL PAVEMENT MARKING INSTALLED ARE TO BE THERMOPLASTIC UNLESS OTHERWISE NOTED. SEE PAVEMENT MARKING DETAIL SHEETS FOR ALL OTHER LAYOUT INFORMATION

CDOT
CHICAGO DEPARTMENT OF TRANSPORTATION

REVISIONS

NO.	BY	DATE	DESCRIPTION

CITY OF CHICAGO
DEPARTMENT OF TRANSPORTATION
DIVISION OF ENGINEERING

2021 ARTERIAL STREET RESURFACING
FAR SOUTH AREA B-7-176

EXISTING AND PROPOSED PLANS

S. DR. MARTIN LUTHER KING JR. DRIVE
E. 76TH ST. TO E 67TH ST.

SCALE: 1" = 40'

SHEET NO. 30

DATE: 4/16/2021

EXISTING CONDITIONS

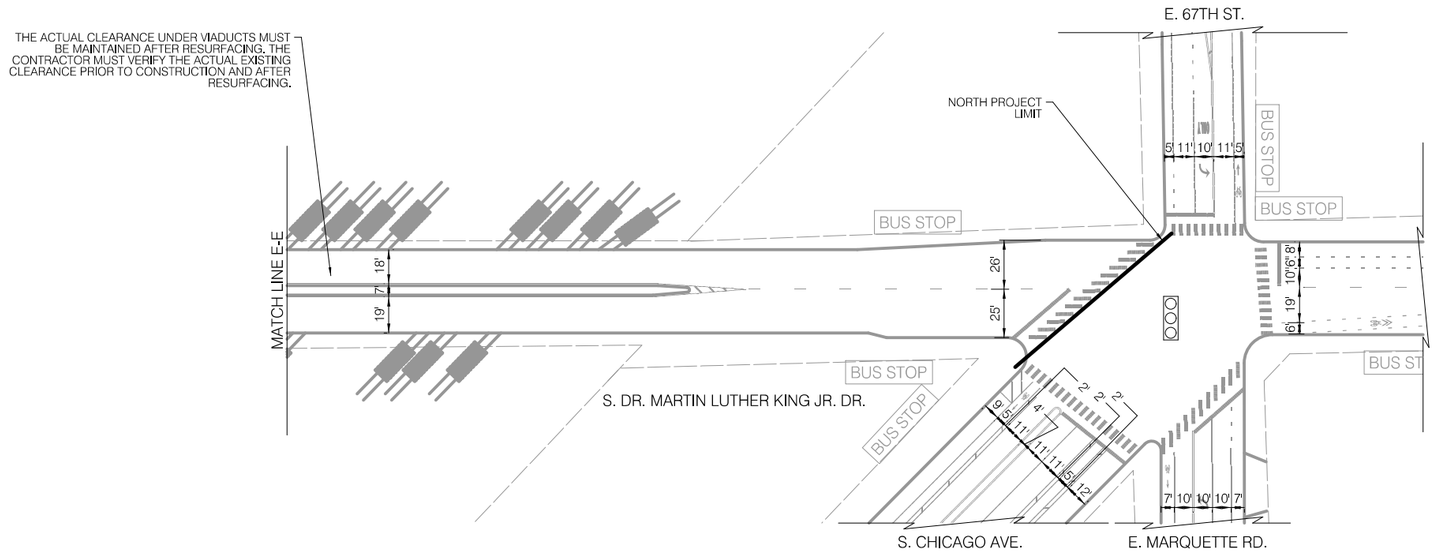

LEGEND

BUS STOP	EXISTING BUS STOP TO REMAIN
~~BUS STOP~~	EXISTING BUS STOP TO BE REMOVED
BUS STOP	PROPOSED BUS STOP

INSTALLATION PLAN

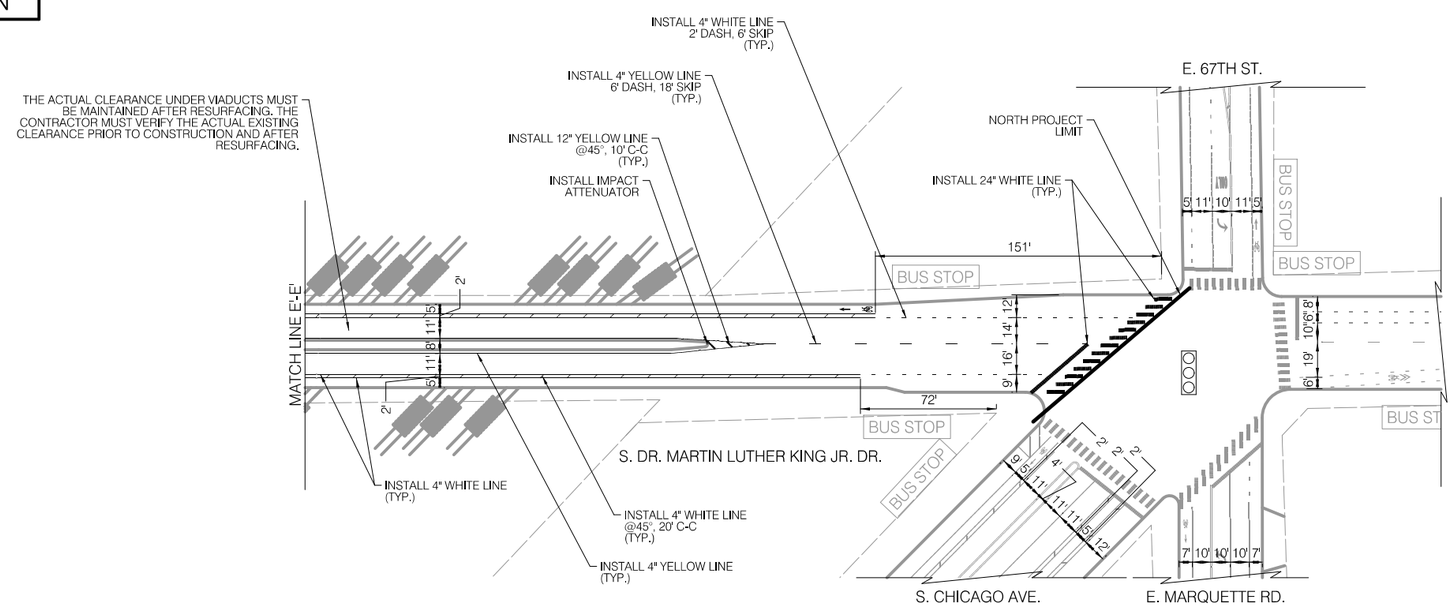

LEGEND

- SIGNALIZED INTERSECTION
- ALL-WAY STOP
- ONE-WAY STREET

NOTES

1. ALL CROSSWALKS SHALL BE CONTINENTAL CROSSWALK MARKINGS, 2' STRIPE, 4' C-C AND 6' WIDE UNLESS NOTED OTHERWISE ON THE PLANS
2. ALL PAVEMENT MARKING INSTALLED ARE TO BE THERMOPLASTIC UNLESS OTHERWISE NOTED. SEE PAVEMENT MARKING DETAIL SHEETS FOR ALL OTHER LAYOUT INFORMATION

CDOT CHICAGO DEPARTMENT OF TRANSPORTATION

REVISIONS

NO.	BY	DATE	DESCRIPTION

CITY OF CHICAGO
DEPARTMENT OF TRANSPORTATION
DIVISION OF ENGINEERING

2021 ARTERIAL STREET RESURFACING
FAR SOUTH AREA B-7-176

EXISTING AND PROPOSED PLANS

S. DR. MARTIN LUTHER KING JR. DRIVE
E. 76TH ST. TO E 67TH ST.

SCALE: 1" = 40'

SHEET NO. 31

DATE: 4/16/2021

EXISTING CONDITIONS

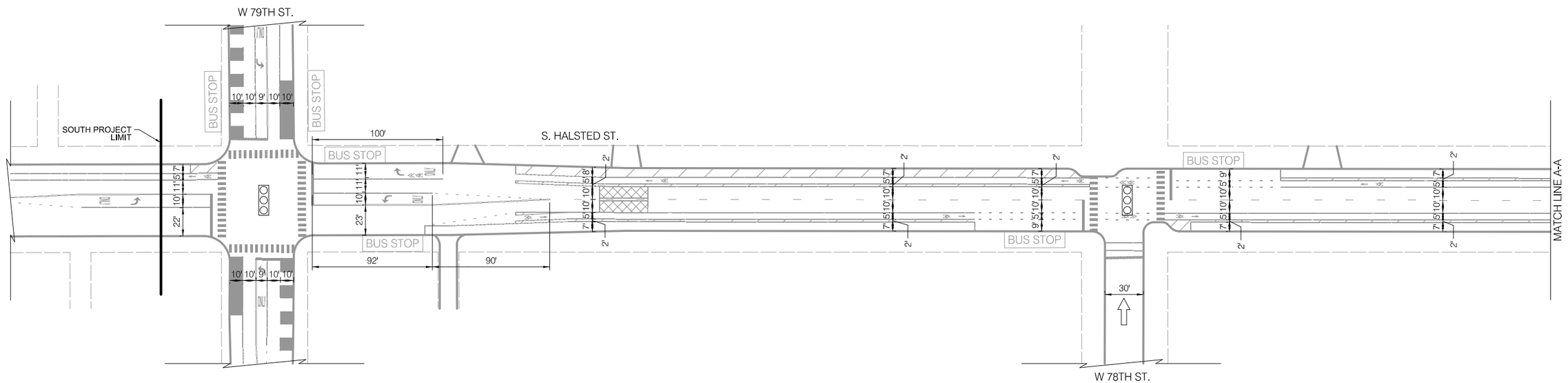

LEGEND

BUS STOP	EXISTING BUS STOP TO REMAIN
~~BUS STOP~~	EXISTING BUS STOP TO BE REMOVED
BUS STOP	PROPOSED BUS STOP

INSTALLATION PLAN

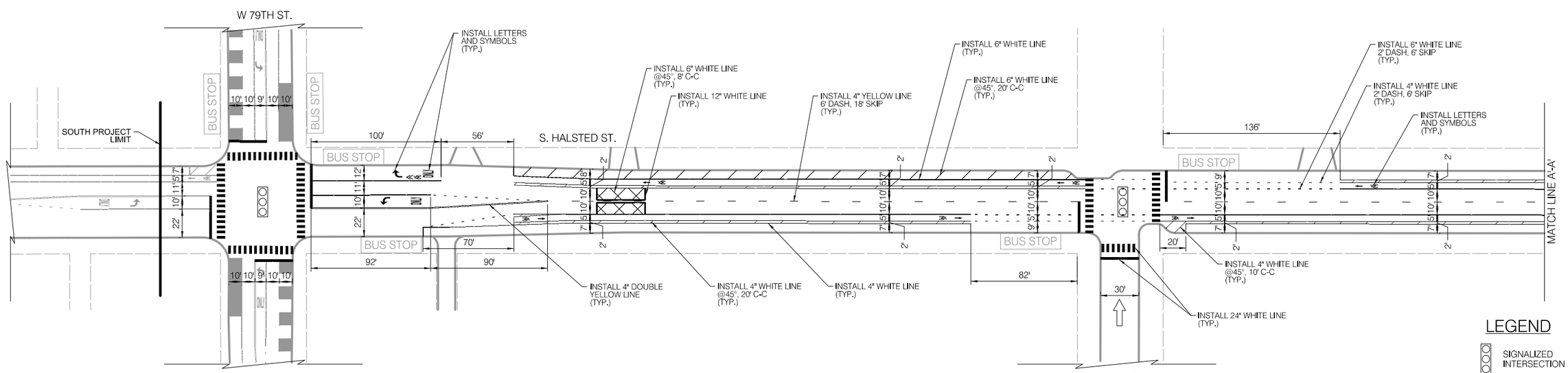

LEGEND

- SIGNALIZED INTERSECTION
- ALL-WAY STOP
- ONE-WAY STREET

NOTES

1. ALL CROSSWALKS SHALL BE CONTINENTAL CROSSWALK MARKINGS, 2' STRIPE, 4' C-C AND 6' WIDE UNLESS NOTED OTHERWISE ON THE PLANS
2. ALL PAVEMENT MARKING INSTALLED ARE TO BE THERMOPLASTIC UNLESS OTHERWISE NOTED. SEE PAVEMENT MARKING DETAIL SHEETS FOR ALL OTHER LAYOUT INFORMATION

CDOT CHICAGO DEPARTMENT OF TRANSPORTATION

REVISIONS

NO.	BY	DATE	DESCRIPTION

CITY OF CHICAGO
DEPARTMENT OF TRANSPORTATION
DIVISION OF ENGINEERING

2021 ARTERIAL STREET RESURFACING
FAR SOUTH AREA B-7-176

EXISTING AND PROPOSED PLANS

S. HALSTED STREET
W. 79TH ST. TO W. 75TH ST.

SCALE: 1" = 40'

SHEET NO. 32

DATE: 4/16/2021

EXISTING CONDITIONS

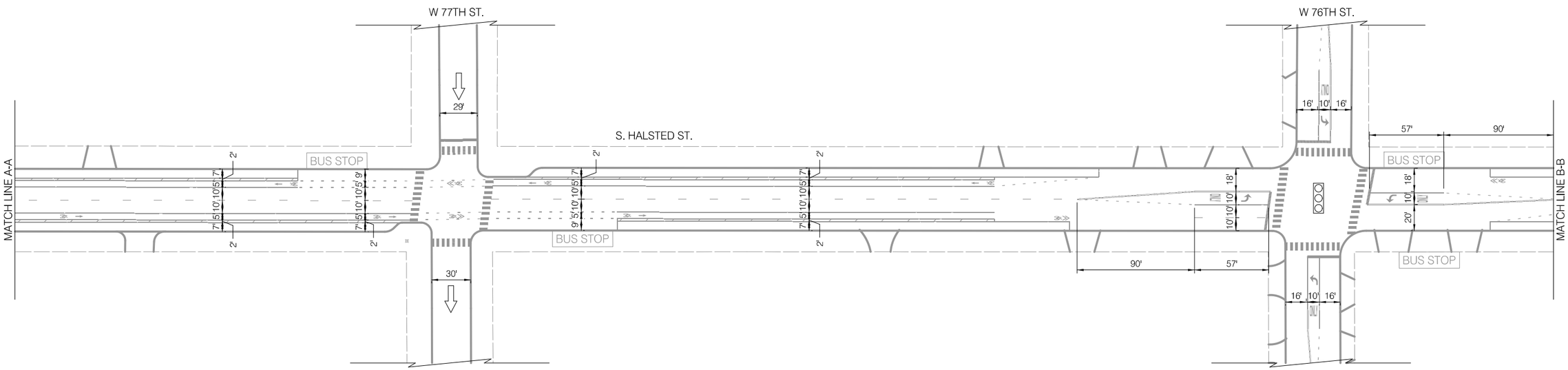

LEGEND

BUS STOP	EXISTING BUS STOP TO REMAIN
~~BUS STOP~~	EXISTING BUS STOP TO BE REMOVED
BUS STOP	PROPOSED BUS STOP

INSTALLATION PLAN

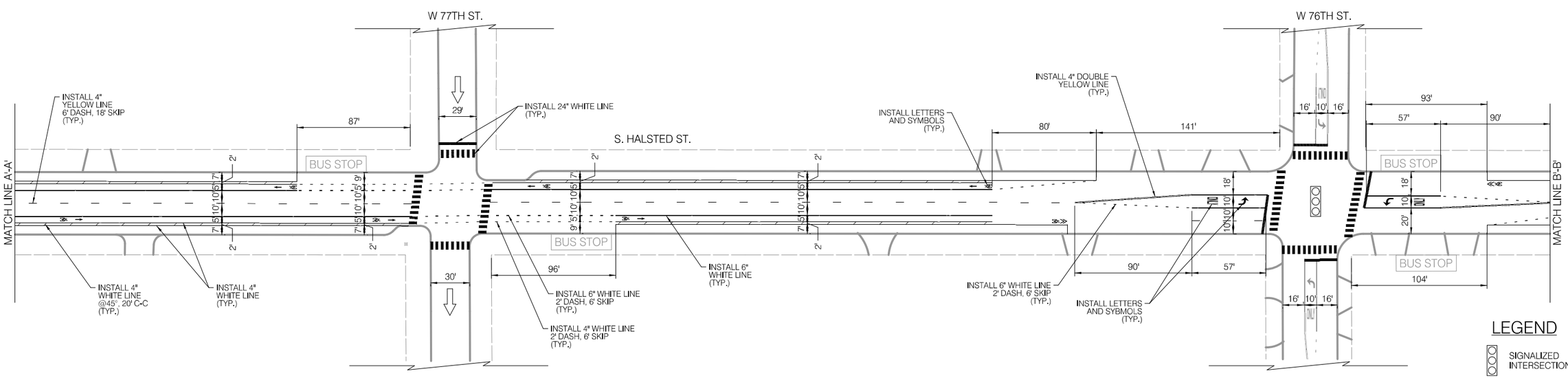

LEGEND

- SIGNALIZED INTERSECTION
- STOP ALL-WAY STOP
- ONE-WAY STREET

NOTES

1. ALL CROSSWALKS SHALL BE CONTINENTAL CROSSWALK MARKINGS, 2' STRIPE, 4' C-C AND 6' WIDE UNLESS NOTED OTHERWISE ON THE PLANS
2. ALL PAVEMENT MARKING INSTALLED ARE TO BE THERMOPLASTIC UNLESS OTHERWISE NOTED. SEE PAVEMENT MARKING DETAIL SHEETS FOR ALL OTHER LAYOUT INFORMATION

CDOT CHICAGO DEPARTMENT OF TRANSPORTATION

REVISIONS

NO.	BY	DATE	DESCRIPTION

CITY OF CHICAGO
DEPARTMENT OF TRANSPORTATION
DIVISION OF ENGINEERING

2021 ARTERIAL STREET RESURFACING
FAR SOUTH AREA B-7-176

EXISTING AND PROPOSED PLANS

S. HALSTED STREET
W. 79TH ST. TO W. 75TH ST.

SCALE: 1" = 40'

SHEET NO. 33

DATE: 4/16/2021

EXISTING CONDITIONS

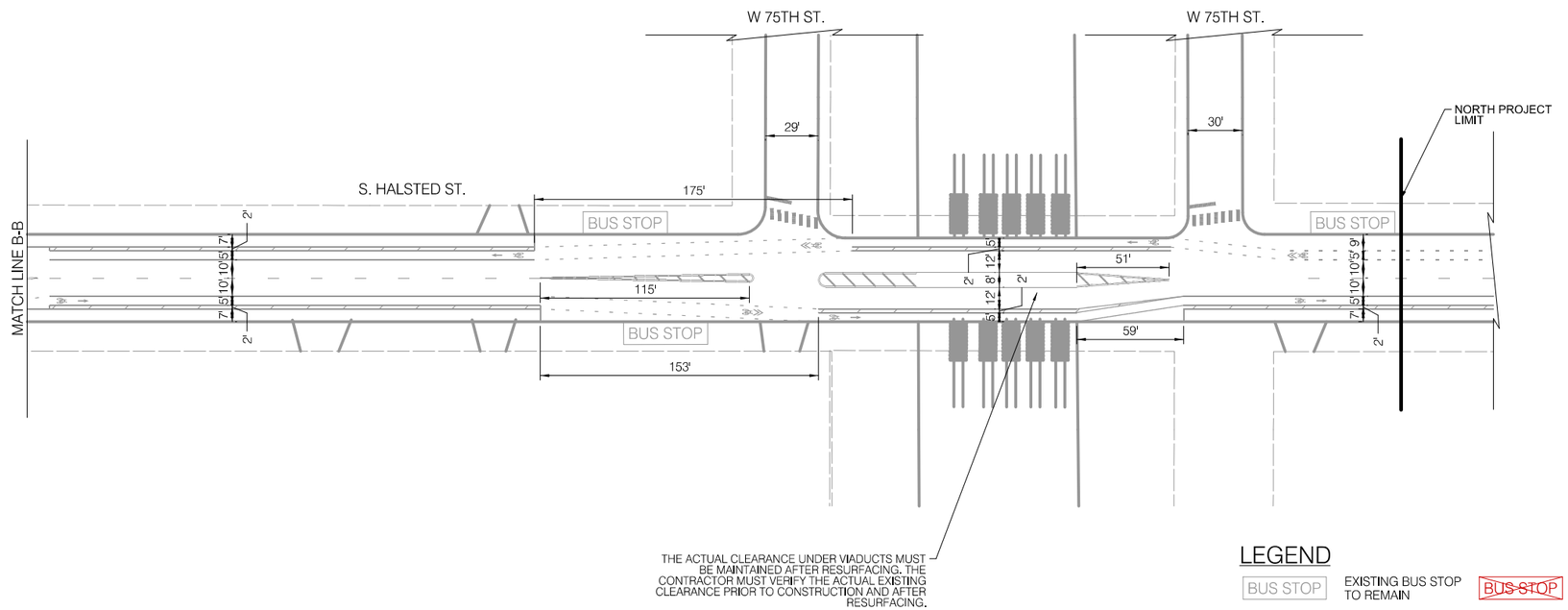

LEGEND

- BUS STOP — EXISTING BUS STOP TO REMAIN
- ~~BUS STOP~~ — EXISTING BUS STOP TO BE REMOVED
- BUS STOP — PROPOSED BUS STOP

INSTALLATION PLAN

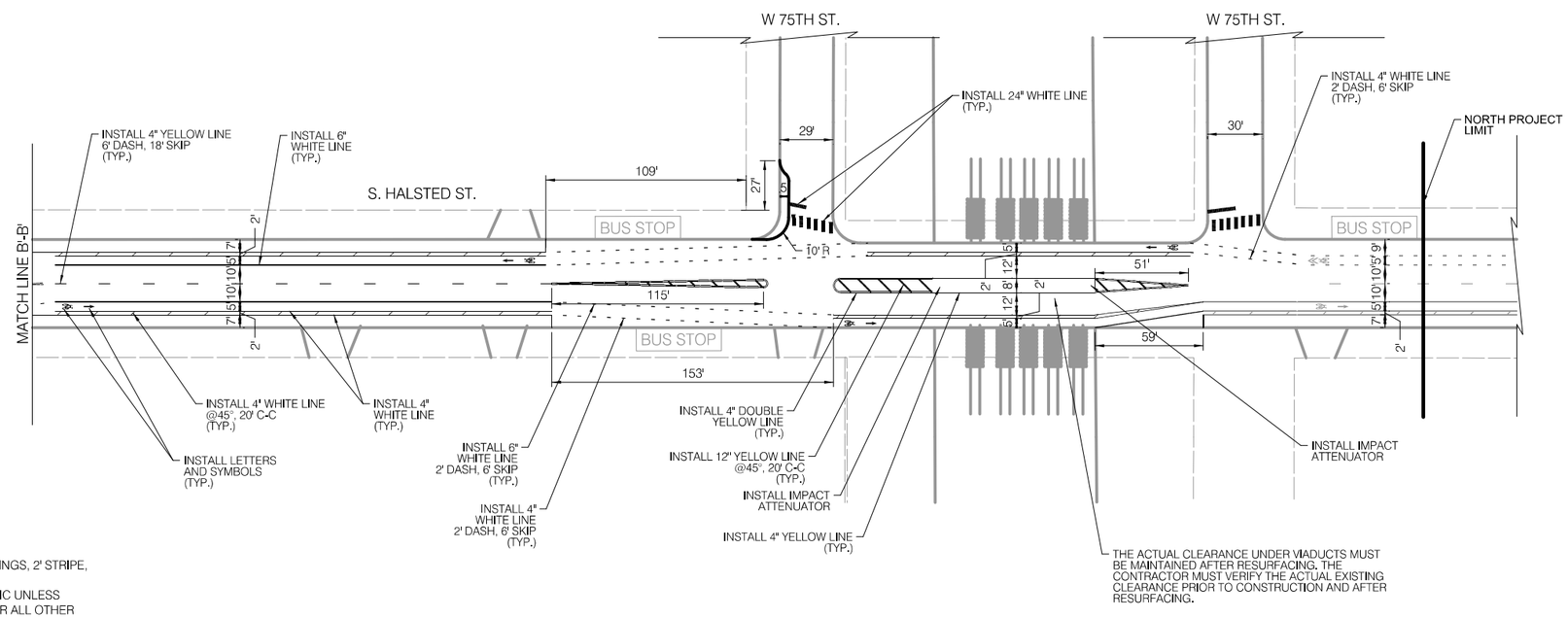

NOTES

1. ALL CROSSWALKS SHALL BE CONTINENTAL CROSSWALK MARKINGS, 2' STRIPE, 4' C-C AND 6' WIDE UNLESS NOTED OTHERWISE ON THE PLANS
2. ALL PAVEMENT MARKING INSTALLED ARE TO BE THERMOPLASTIC UNLESS OTHERWISE NOTED. SEE PAVEMENT MARKING DETAIL SHEETS FOR ALL OTHER LAYOUT INFORMATION

LEGEND

- SIGNALIZED INTERSECTION
- ALL-WAY STOP
- ONE-WAY STREET

CDOT CHICAGO DEPARTMENT OF TRANSPORTATION

REVISIONS

NO.	BY	DATE	DESCRIPTION

CITY OF CHICAGO
DEPARTMENT OF TRANSPORTATION
DIVISION OF ENGINEERING

2021 ARTERIAL STREET RESURFACING
FAR SOUTH AREA B-7-176

EXISTING AND PROPOSED PLANS

S. HALSTED STREET
W. 79TH ST. TO W. 75TH ST.

SCALE: 1" = 40'

SHEET NO. 34

DATE: 4/16/2021

EXISTING CONDITIONS

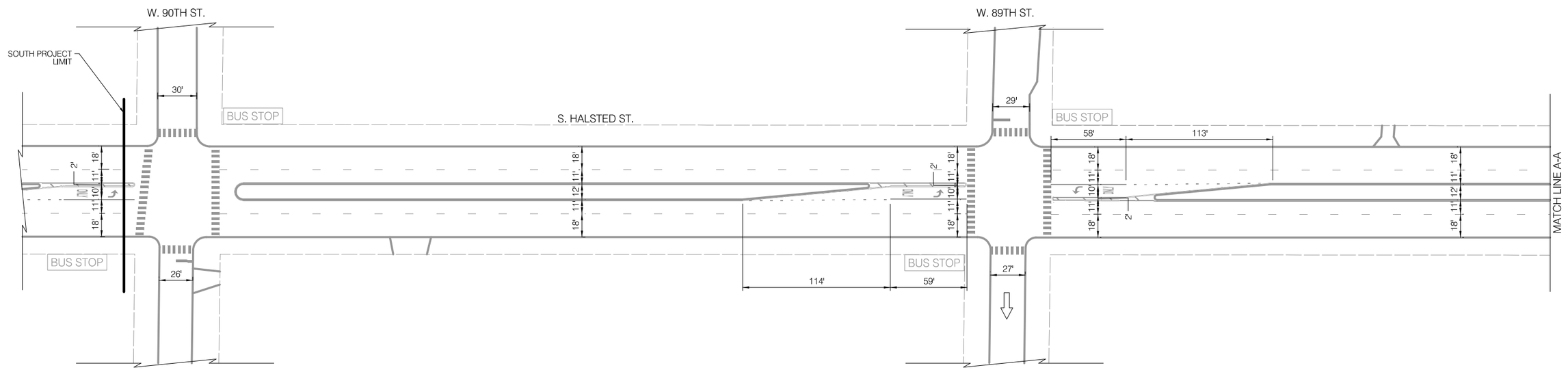

LEGEND

BUS STOP	EXISTING BUS STOP TO REMAIN
~~BUS STOP~~	EXISTING BUS STOP TO BE REMOVED
BUS STOP	PROPOSED BUS STOP

INSTALLATION PLAN

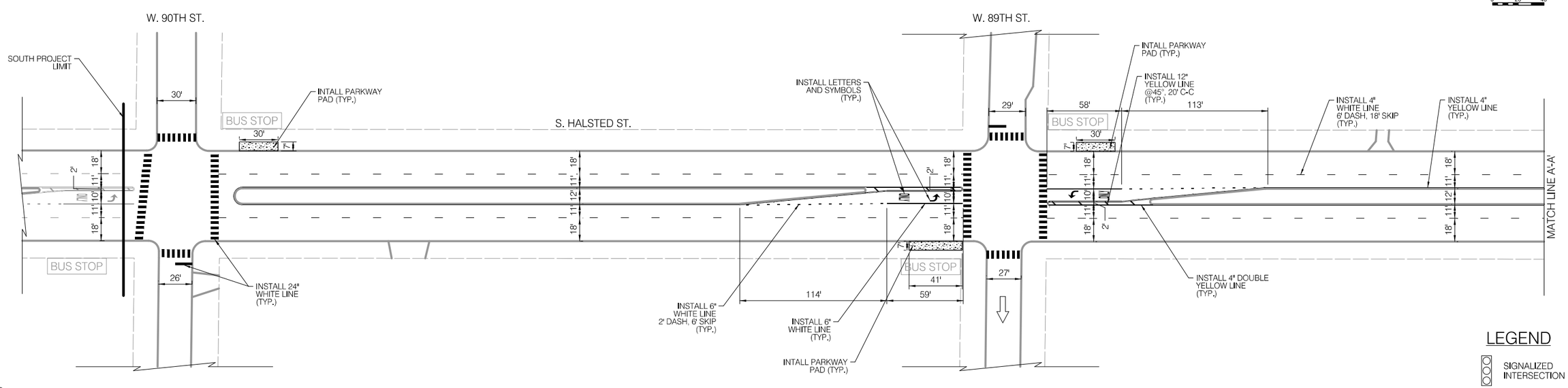

LEGEND

- SIGNALIZED INTERSECTION
- ALL-WAY STOP
- ONE-WAY STREET

NOTES

1. ALL CROSSWALKS SHALL BE CONTINENTAL CROSSWALK MARKINGS, 2' STRIPE, 4' C-C AND 6' WIDE UNLESS NOTED OTHERWISE ON THE PLANS
2. ALL PAVEMENT MARKING INSTALLED ARE TO BE THERMOPLASTIC UNLESS OTHERWISE NOTED. SEE PAVEMENT MARKING DETAIL SHEETS FOR ALL OTHER LAYOUT INFORMATION

CDOT CHICAGO DEPARTMENT OF TRANSPORTATION

REVISIONS

NO.	BY	DATE	DESCRIPTION

CITY OF CHICAGO
DEPARTMENT OF TRANSPORTATION
DIVISION OF ENGINEERING

2021 ARTERIAL STREET RESURFACING
FAR SOUTH AREA B-7-176

EXISTING AND PROPOSED PLANS

S. HALSTED STREET
W. 90TH ST. TO W. 87TH ST.

SCALE: 1" = 40'

SHEET NO. 35

DATE: 4/16/2021

EXISTING CONDITIONS

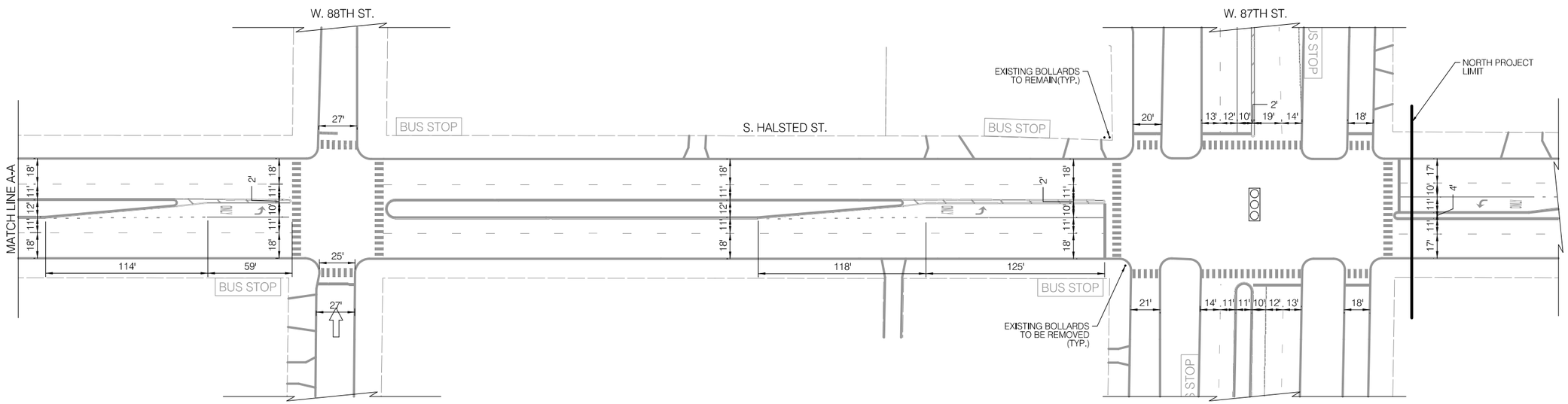

LEGEND

BUS STOP	EXISTING BUS STOP TO REMAIN
~~BUS STOP~~	EXISTING BUS STOP TO BE REMOVED
BUS STOP	PROPOSED BUS STOP

INSTALLATION PLAN

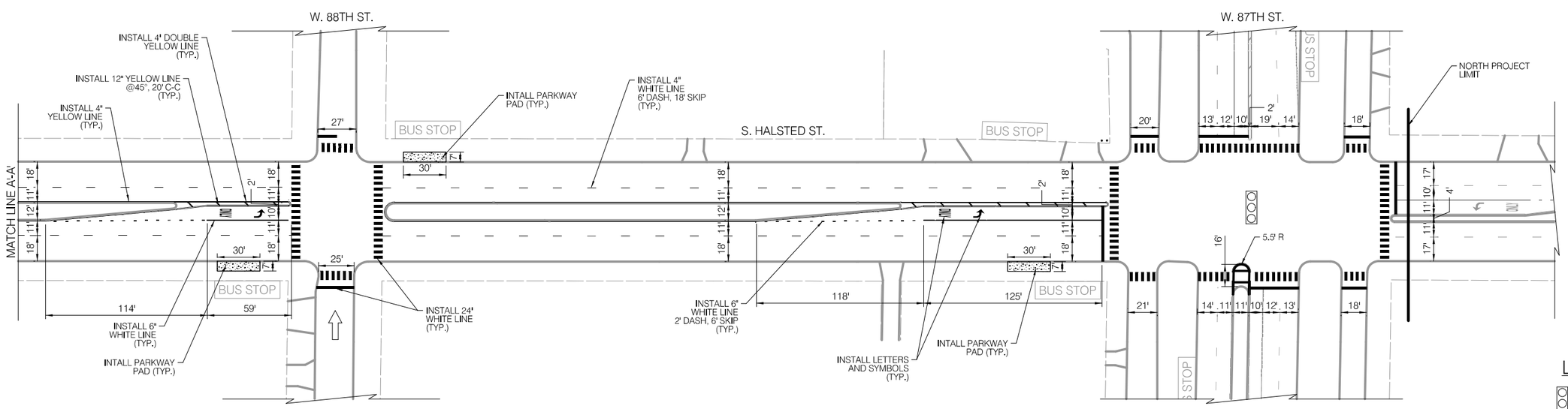

LEGEND

- SIGNALIZED INTERSECTION
- ALL-WAY STOP
- ONE-WAY STREET

NOTES

1. ALL CROSSWALKS SHALL BE CONTINENTAL CROSSWALK MARKINGS, 2' STRIPE, 4' C-C AND 6' WIDE UNLESS NOTED OTHERWISE ON THE PLANS
2. ALL PAVEMENT MARKING INSTALLED ARE TO BE THERMOPLASTIC UNLESS OTHERWISE NOTED. SEE PAVEMENT MARKING DETAIL SHEETS FOR ALL OTHER LAYOUT INFORMATION

CDOT CHICAGO DEPARTMENT OF TRANSPORTATION

REVISIONS

NO.	BY	DATE	DESCRIPTION

CITY OF CHICAGO
DEPARTMENT OF TRANSPORTATION
DIVISION OF ENGINEERING

2021 ARTERIAL STREET RESURFACING
FAR SOUTH AREA B-7-176

EXISTING AND PROPOSED PLANS

S. HALSTED STREET
W. 90TH ST. TO W. 87TH ST.

SCALE: 1" = 40'

SHEET NO. 36

DATE: 4/16/2021

EXISTING CONDITIONS

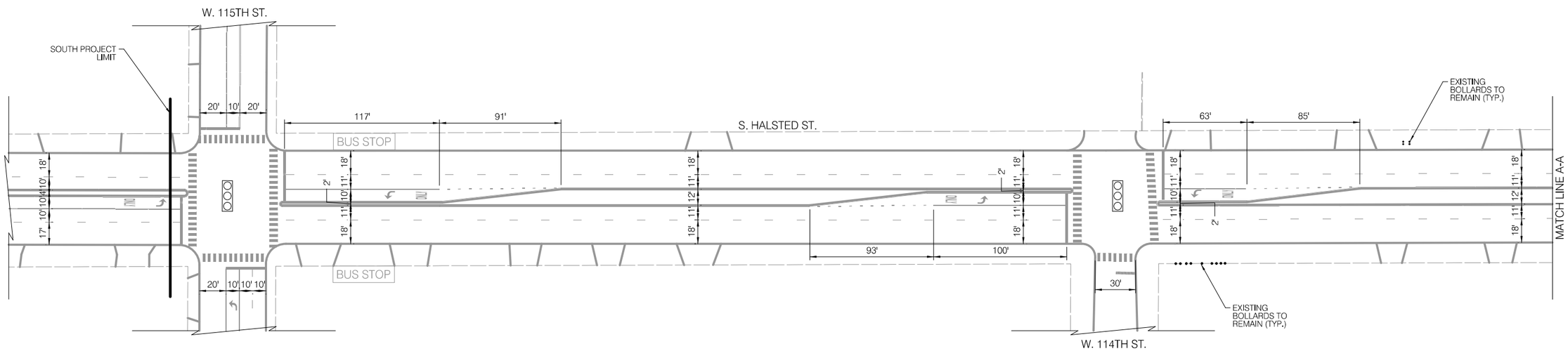

LEGEND

BUS STOP	EXISTING BUS STOP TO REMAIN
~~BUS STOP~~	EXISTING BUS STOP TO BE REMOVED
BUS STOP	PROPOSED BUS STOP

INSTALLATION PLAN

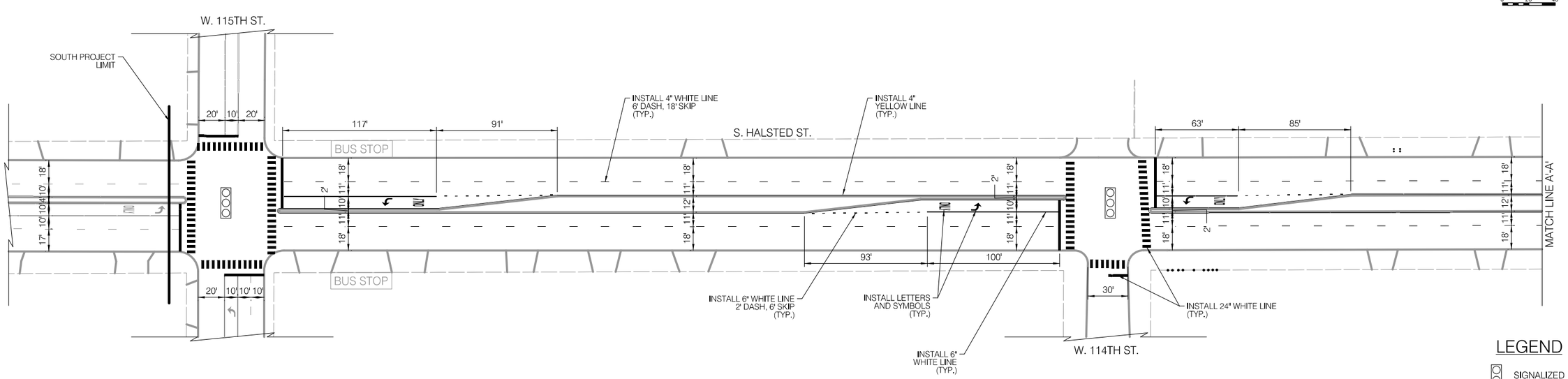

LEGEND

	SIGNALIZED INTERSECTION
STOP	ALL-WAY STOP
	ONE-WAY STREET

NOTES

1. ALL CROSSWALKS SHALL BE CONTINENTAL CROSSWALK MARKINGS, 2' STRIPE, 4' C-C AND 6' WIDE UNLESS NOTED OTHERWISE ON THE PLANS
2. ALL PAVEMENT MARKING INSTALLED ARE TO BE THERMOPLASTIC UNLESS OTHERWISE NOTED. SEE PAVEMENT MARKING DETAIL SHEETS FOR ALL OTHER LAYOUT INFORMATION

CDOT CHICAGO DEPARTMENT OF TRANSPORTATION

REVISIONS

NO.	BY	DATE	DESCRIPTION

CITY OF CHICAGO
DEPARTMENT OF TRANSPORTATION
DIVISION OF ENGINEERING

2021 ARTERIAL STREET RESURFACING
FAR SOUTH AREA B-7-176

EXISTING AND PROPOSED PLANS

S. HALSTED STREET
W. 115TH ST. TO W. 93RD ST.

SCALE: 1" = 40'

SHEET NO. 37

DATE: 4/16/2021

EXISTING CONDITIONS

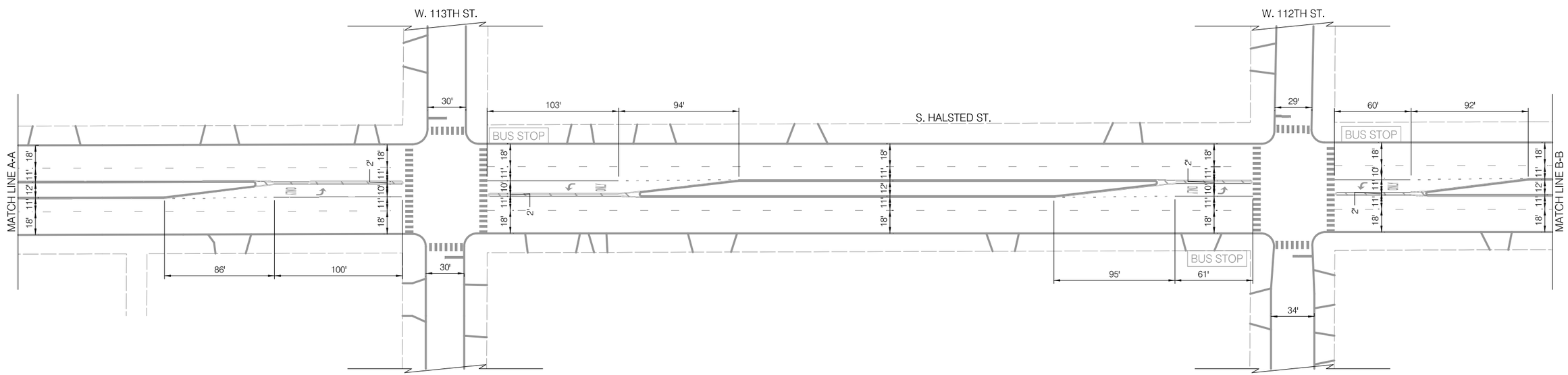

LEGEND

BUS STOP	EXISTING BUS STOP TO REMAIN
~~BUS STOP~~	EXISTING BUS STOP TO BE REMOVED
BUS STOP	PROPOSED BUS STOP

INSTALLATION PLAN

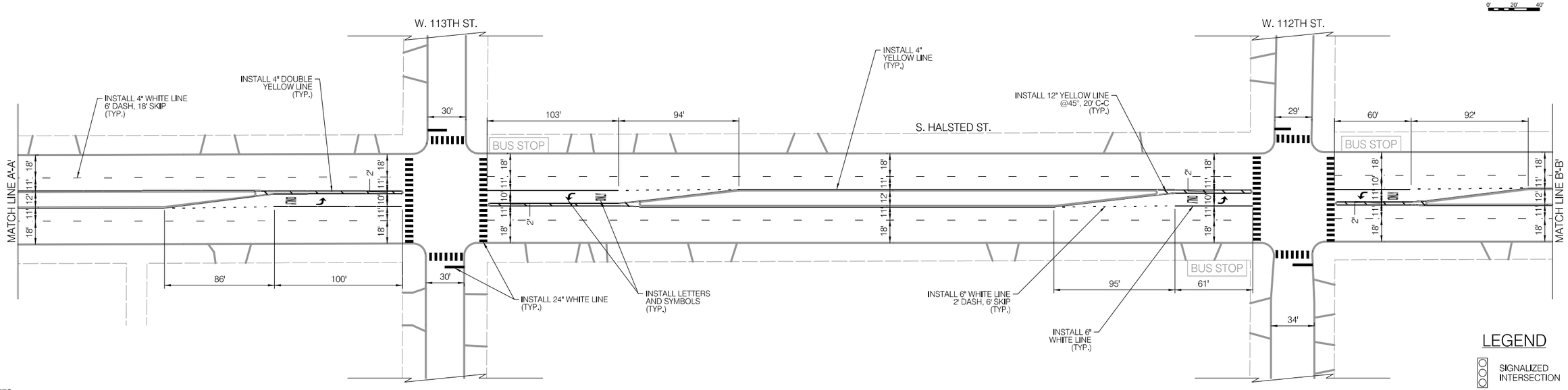

LEGEND

- SIGNALIZED INTERSECTION
- ALL-WAY STOP
- ONE-WAY STREET

NOTES

1. ALL CROSSWALKS SHALL BE CONTINENTAL CROSSWALK MARKINGS, 2' STRIPE, 4' C-C AND 6' WIDE UNLESS NOTED OTHERWISE ON THE PLANS
2. ALL PAVEMENT MARKING INSTALLED ARE TO BE THERMOPLASTIC UNLESS OTHERWISE NOTED. SEE PAVEMENT MARKING DETAIL SHEETS FOR ALL OTHER LAYOUT INFORMATION

CDOT
CHICAGO DEPARTMENT OF TRANSPORTATION

REVISIONS

NO.	BY	DATE	DESCRIPTION

CITY OF CHICAGO
DEPARTMENT OF TRANSPORTATION
DIVISION OF ENGINEERING

2021 ARTERIAL STREET RESURFACING
FAR SOUTH AREA B-7-176

EXISTING AND PROPOSED PLANS

S. HALSTED STREET
W. 115TH ST. TO W. 93RD ST.

SCALE: 1" = 40'

SHEET NO. 38

DATE: 4/16/2021

EXISTING CONDITIONS

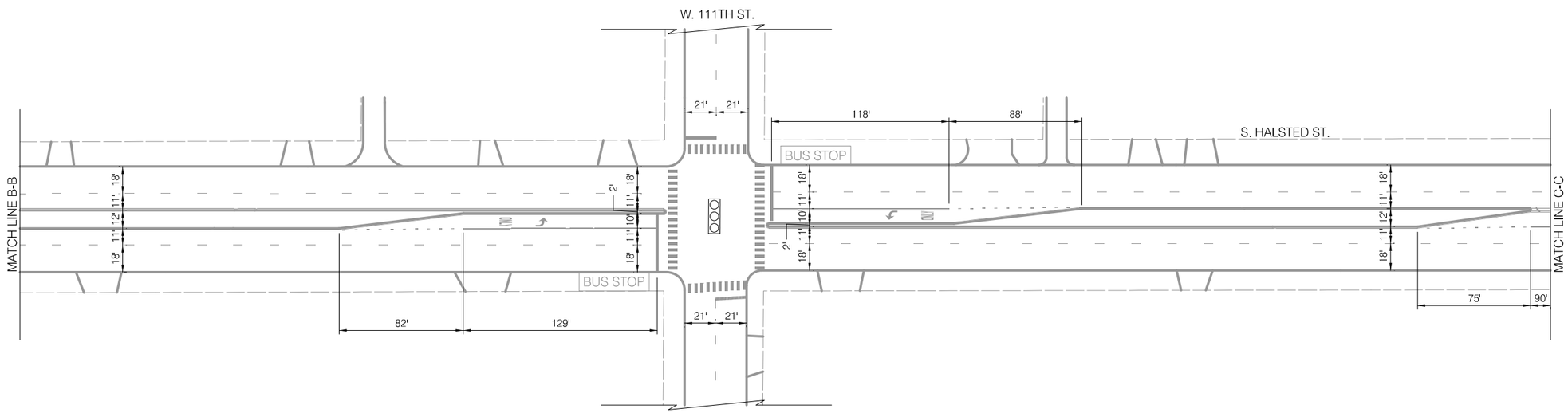

LEGEND

BUS STOP	EXISTING BUS STOP TO REMAIN
~~BUS STOP~~	EXISTING BUS STOP TO BE REMOVED
BUS STOP	PROPOSED BUS STOP

INSTALLATION PLAN

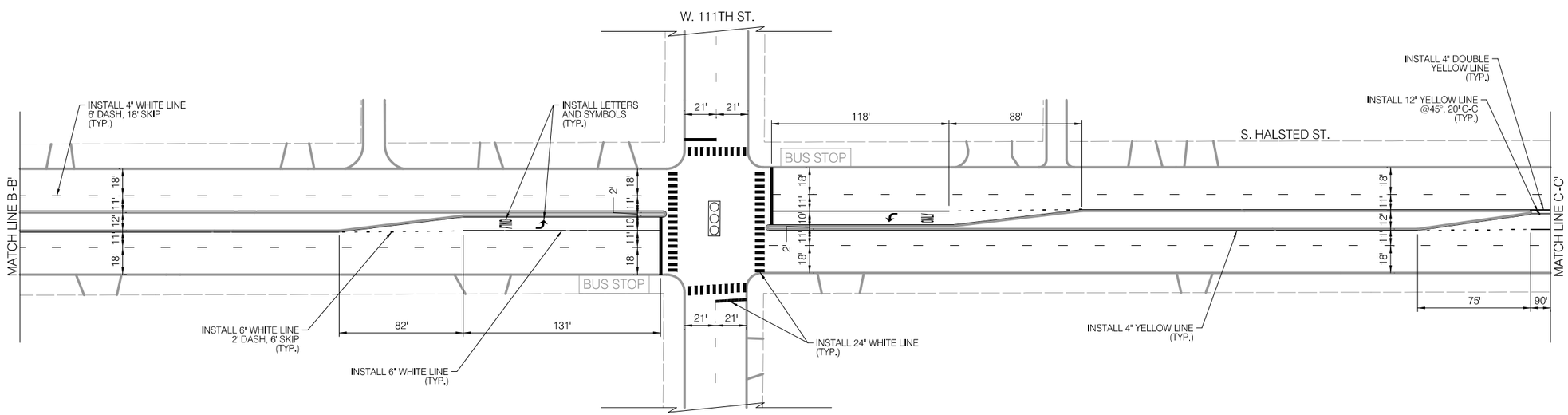

LEGEND

- SIGNALIZED INTERSECTION
- ALL-WAY STOP
- ONE-WAY STREET

NOTES

1. ALL CROSSWALKS SHALL BE CONTINENTAL CROSSWALK MARKINGS, 2' STRIPE, 4' C-C AND 6' WIDE UNLESS NOTED OTHERWISE ON THE PLANS
2. ALL PAVEMENT MARKING INSTALLED ARE TO BE THERMOPLASTIC UNLESS OTHERWISE NOTED. SEE PAVEMENT MARKING DETAIL SHEETS FOR ALL OTHER LAYOUT INFORMATION

CDOT CHICAGO DEPARTMENT OF TRANSPORTATION

REVISIONS

NO.	BY	DATE	DESCRIPTION

CITY OF CHICAGO
DEPARTMENT OF TRANSPORTATION
DIVISION OF ENGINEERING

2021 ARTERIAL STREET RESURFACING
FAR SOUTH AREA B-7-176

EXISTING AND PROPOSED PLANS

S. HALSTED STREET
W. 115TH ST. TO W. 93RD ST.

SCALE: 1" = 40'

SHEET NO. 39

DATE: 4/16/2021

EXISTING CONDITIONS

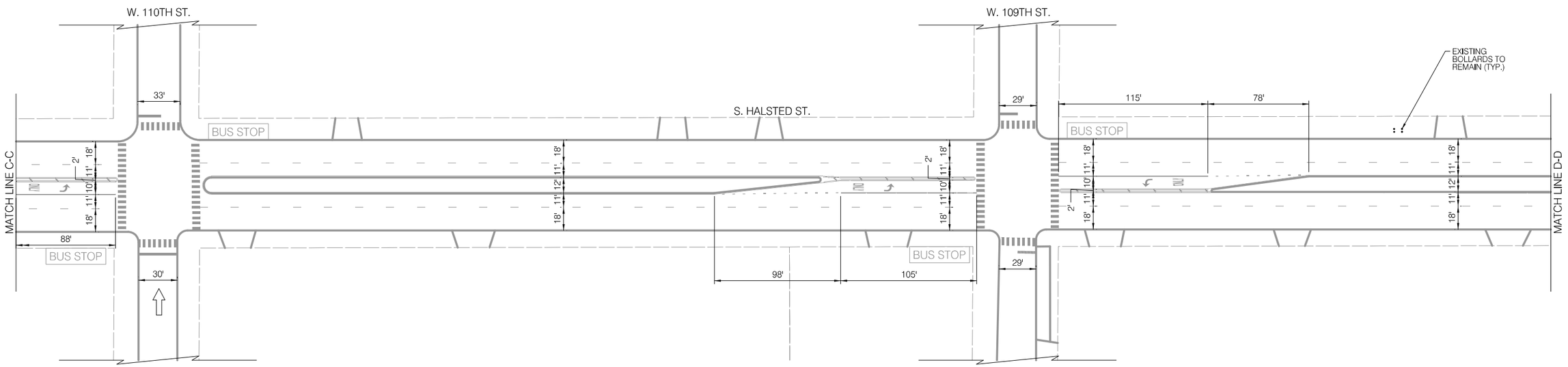

LEGEND

BUS STOP	EXISTING BUS STOP TO REMAIN
~~BUS STOP~~	EXISTING BUS STOP TO BE REMOVED
BUS STOP	PROPOSED BUS STOP

INSTALLATION PLAN

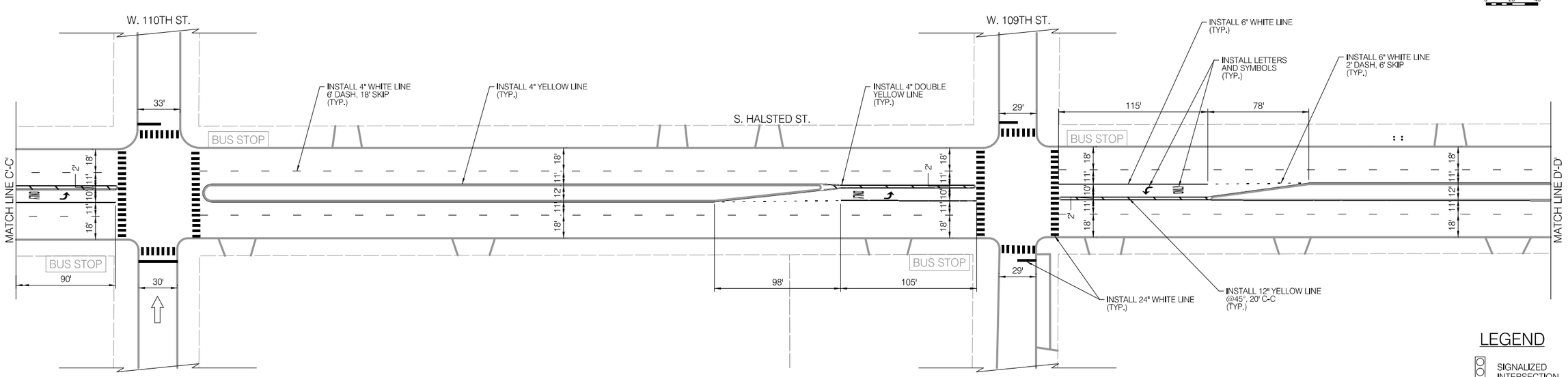

LEGEND

- SIGNALIZED INTERSECTION
- ALL-WAY STOP
- ONE-WAY STREET

NOTES

1. ALL CROSSWALKS SHALL BE CONTINENTAL CROSSWALK MARKINGS, 2' STRIPE, 4' C-C AND 6' WIDE UNLESS NOTED OTHERWISE ON THE PLANS
2. ALL PAVEMENT MARKING INSTALLED ARE TO BE THERMOPLASTIC UNLESS OTHERWISE NOTED. SEE PAVEMENT MARKING DETAIL SHEETS FOR ALL OTHER LAYOUT INFORMATION

CDOT CHICAGO DEPARTMENT OF TRANSPORTATION

REVISIONS

NO.	BY	DATE	DESCRIPTION

CITY OF CHICAGO
DEPARTMENT OF TRANSPORTATION
DIVISION OF ENGINEERING

2021 ARTERIAL STREET RESURFACING
FAR SOUTH AREA B-7-176

EXISTING AND PROPOSED PLANS

S. HALSTED STREET
W. 115TH ST. TO W. 93RD ST.

SCALE: 1" = 40'

SHEET NO. 40

DATE: 4/16/2021

EXISTING CONDITIONS

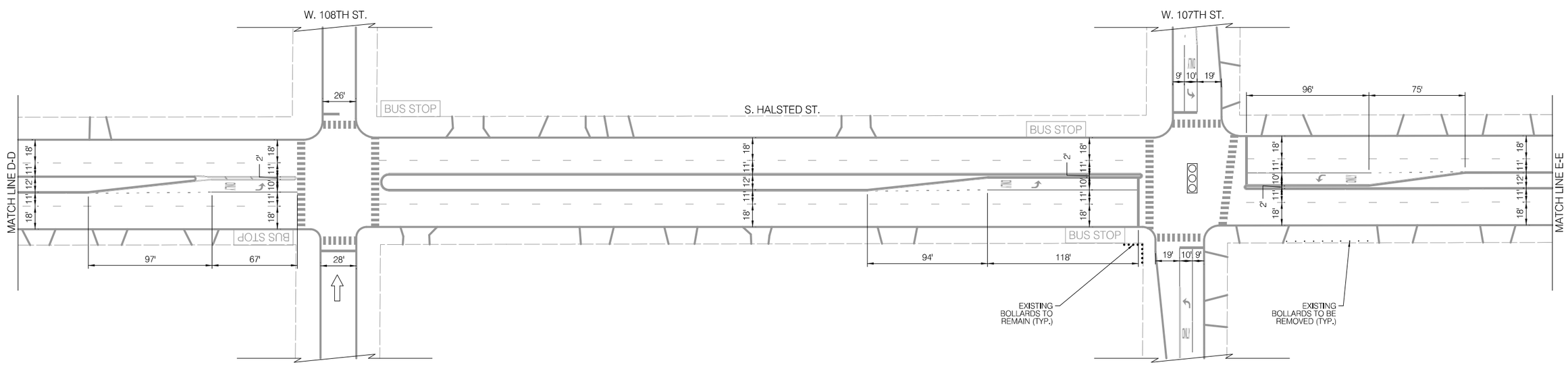

LEGEND

BUS STOP	EXISTING BUS STOP TO REMAIN
~~BUS STOP~~	EXISTING BUS STOP TO BE REMOVED
BUS STOP	PROPOSED BUS STOP

INSTALLATION PLAN

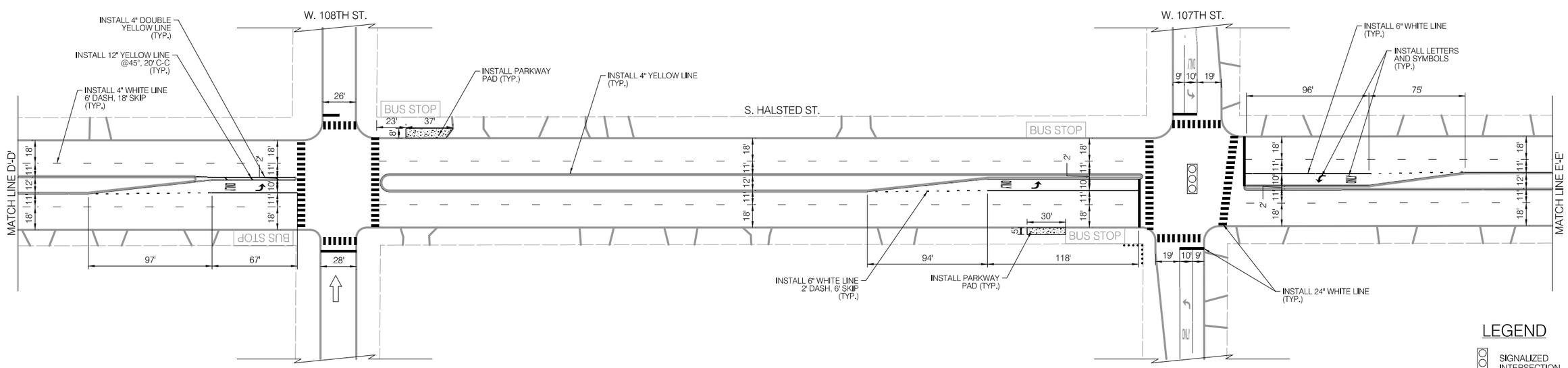

LEGEND

- SIGNALIZED INTERSECTION
- ALL-WAY STOP
- ONE-WAY STREET

NOTES

1. ALL CROSSWALKS SHALL BE CONTINENTAL CROSSWALK MARKINGS, 2' STRIPE, 4' C-C AND 6' WIDE UNLESS NOTED OTHERWISE ON THE PLANS
2. ALL PAVEMENT MARKING INSTALLED ARE TO BE THERMOPLASTIC UNLESS OTHERWISE NOTED. SEE PAVEMENT MARKING DETAIL SHEETS FOR ALL OTHER LAYOUT INFORMATION

CDOT
CHICAGO DEPARTMENT OF TRANSPORTATION

REVISIONS

NO.	BY	DATE	DESCRIPTION

CITY OF CHICAGO
DEPARTMENT OF TRANSPORTATION
DIVISION OF ENGINEERING

2021 ARTERIAL STREET RESURFACING
FAR SOUTH AREA B-7-176

EXISTING AND PROPOSED PLANS

S. HALSTED STREET
W. 115TH ST. TO W. 93RD ST.

SCALE: 1" = 40'

SHEET NO. 41

DATE: 4/16/2021

EXISTING CONDITIONS

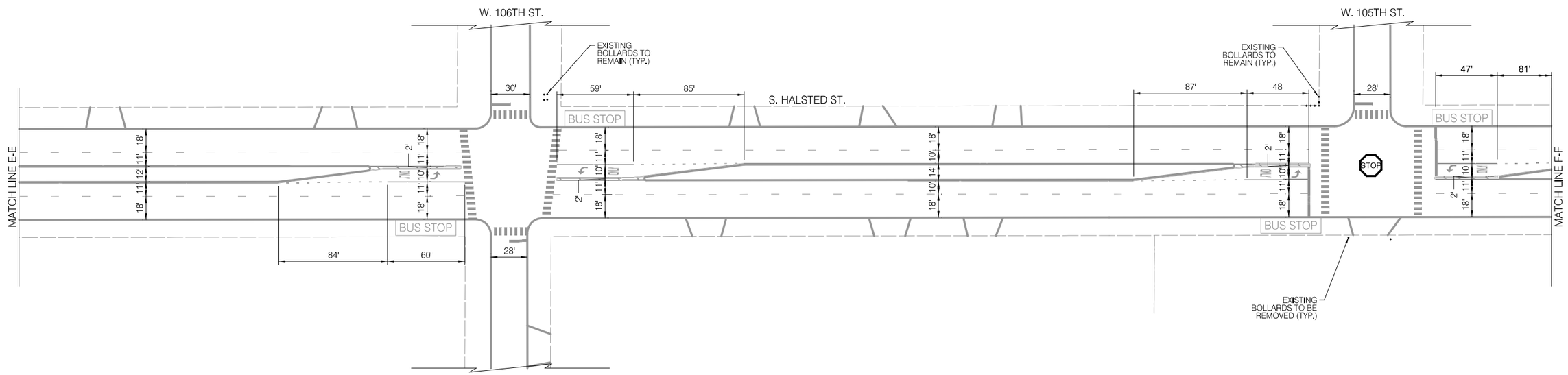

LEGEND

BUS STOP	EXISTING BUS STOP TO REMAIN	~~BUS STOP~~	EXISTING BUS STOP TO BE REMOVED	BUS STOP	PROPOSED BUS STOP

INSTALLATION PLAN

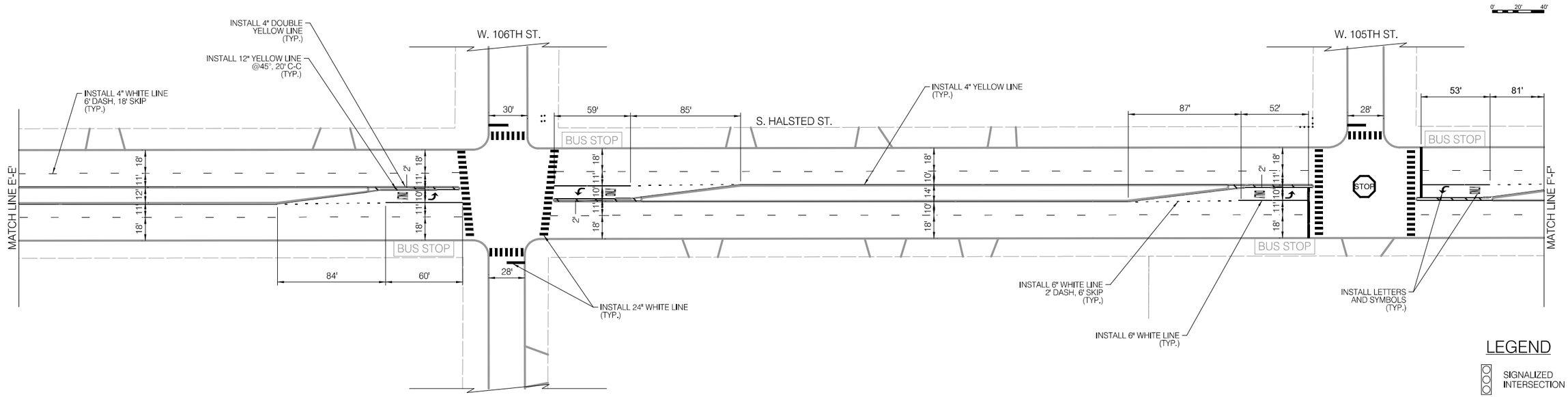

LEGEND

- SIGNALIZED INTERSECTION
- STOP — ALL-WAY STOP
- ONE-WAY STREET

NOTES

1. ALL CROSSWALKS SHALL BE CONTINENTAL CROSSWALK MARKINGS, 2' STRIPE, 4' C-C AND 6' WIDE UNLESS NOTED OTHERWISE ON THE PLANS
2. ALL PAVEMENT MARKING INSTALLED ARE TO BE THERMOPLASTIC UNLESS OTHERWISE NOTED. SEE PAVEMENT MARKING DETAIL SHEETS FOR ALL OTHER LAYOUT INFORMATION

CDOT CHICAGO DEPARTMENT OF TRANSPORTATION

REVISIONS

NO.	BY	DATE	DESCRIPTION

CITY OF CHICAGO
DEPARTMENT OF TRANSPORTATION
DIVISION OF ENGINEERING

2021 ARTERIAL STREET RESURFACING
FAR SOUTH AREA B-7-176

EXISTING AND PROPOSED PLANS

S. HALSTED STREET
W. 115TH ST. TO W. 93RD ST.

SCALE: 1" = 40'

SHEET NO. 42

DATE: 4/16/2021

EXISTING CONDITIONS

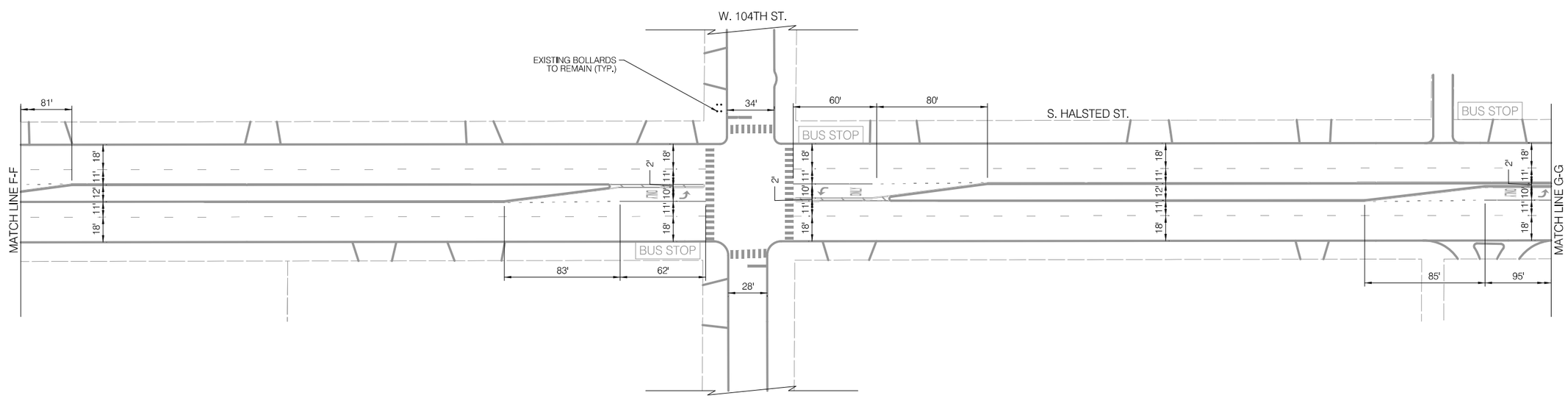

LEGEND

BUS STOP	EXISTING BUS STOP TO REMAIN
~~BUS STOP~~	EXISTING BUS STOP TO BE REMOVED
BUS STOP	PROPOSED BUS STOP

INSTALLATION PLAN

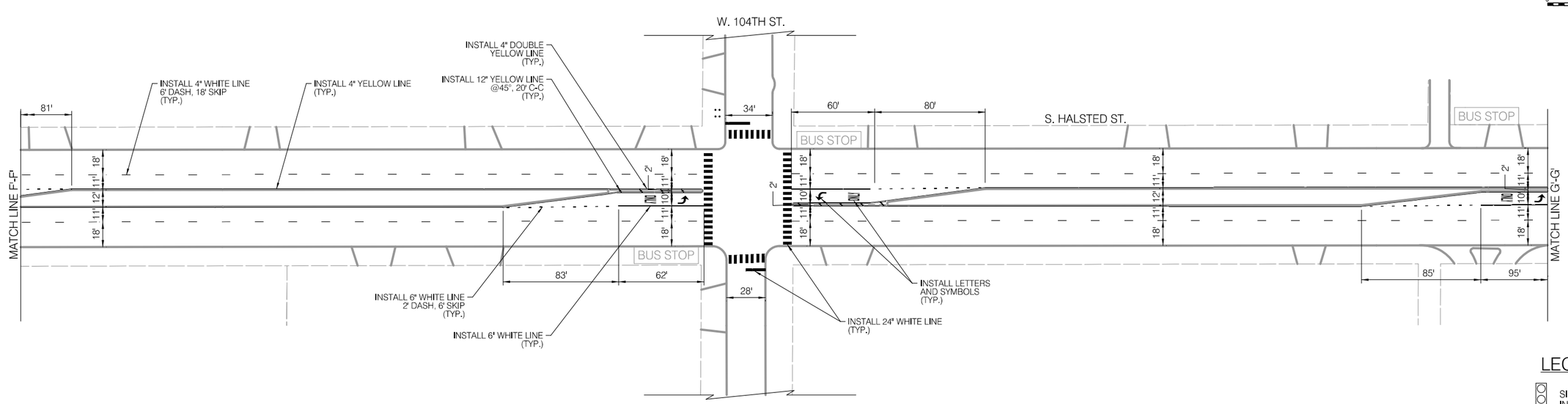

LEGEND

- SIGNALIZED INTERSECTION
- ALL-WAY STOP
- ONE-WAY STREET

NOTES

1. ALL CROSSWALKS SHALL BE CONTINENTAL CROSSWALK MARKINGS, 2' STRIPE, 4' C-C AND 6' WIDE UNLESS NOTED OTHERWISE ON THE PLANS
2. ALL PAVEMENT MARKING INSTALLED ARE TO BE THERMOPLASTIC UNLESS OTHERWISE NOTED. SEE PAVEMENT MARKING DETAIL SHEETS FOR ALL OTHER LAYOUT INFORMATION

CDOT CHICAGO DEPARTMENT OF TRANSPORTATION

REVISIONS

NO.	BY	DATE	DESCRIPTION

CITY OF CHICAGO
DEPARTMENT OF TRANSPORTATION
DIVISION OF ENGINEERING

2021 ARTERIAL STREET RESURFACING
FAR SOUTH AREA B-7-176

EXISTING AND PROPOSED PLANS

S. HALSTED STREET
W. 115TH ST. TO W. 93RD ST.

SCALE: 1" = 40'

SHEET NO. 43

DATE: 4/16/2021

EXISTING CONDITIONS

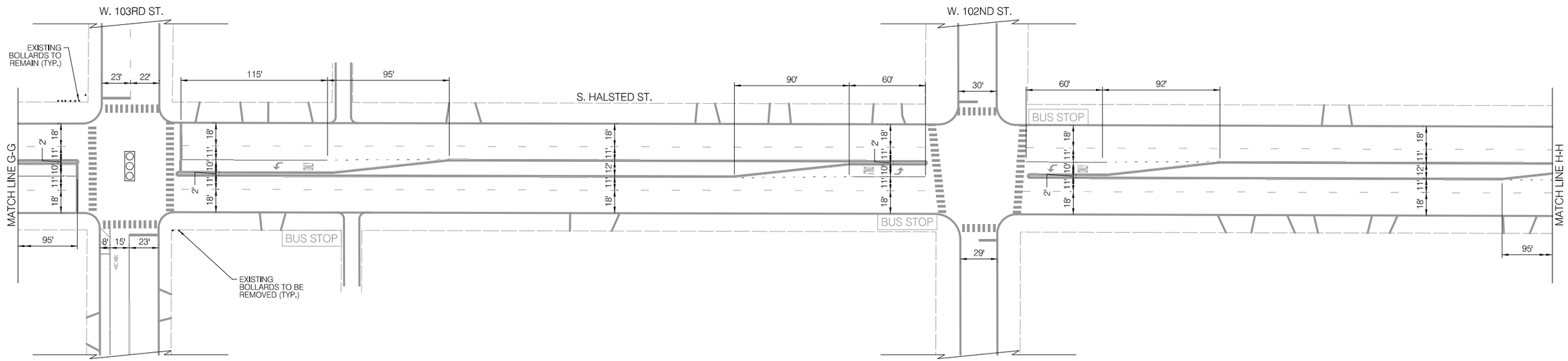

LEGEND

BUS STOP	EXISTING BUS STOP TO REMAIN
~~BUS STOP~~	EXISTING BUS STOP TO BE REMOVED
BUS STOP	PROPOSED BUS STOP

INSTALLATION PLAN

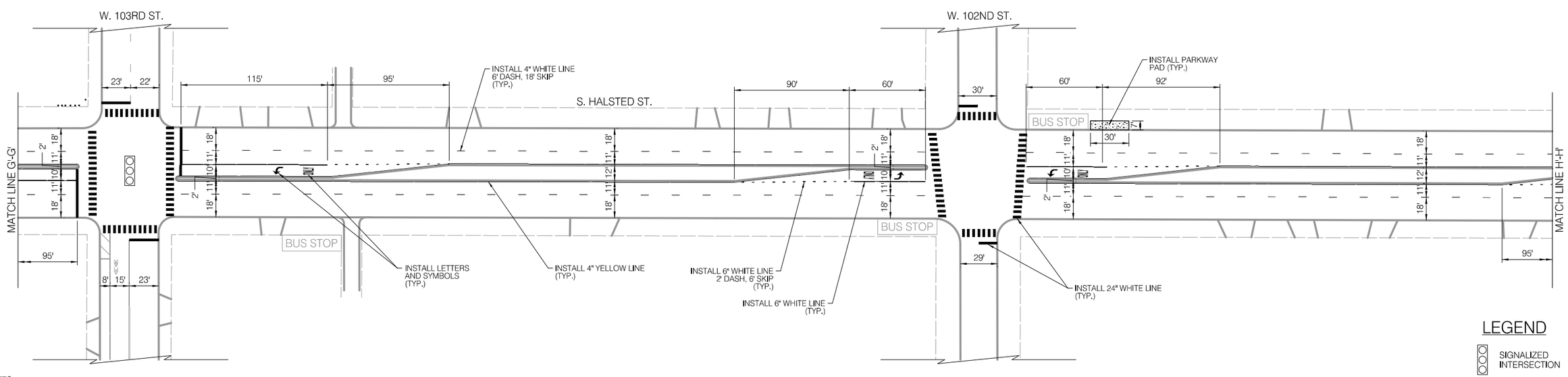

LEGEND

- SIGNALIZED INTERSECTION
- ALL-WAY STOP
- ONE-WAY STREET

NOTES

1. ALL CROSSWALKS SHALL BE CONTINENTAL CROSSWALK MARKINGS, 2' STRIPE, 4' C-C AND 6' WIDE UNLESS NOTED OTHERWISE ON THE PLANS
2. ALL PAVEMENT MARKING INSTALLED ARE TO BE THERMOPLASTIC UNLESS OTHERWISE NOTED. SEE PAVEMENT MARKING DETAIL SHEETS FOR ALL OTHER LAYOUT INFORMATION

CDOT
CHICAGO DEPARTMENT OF TRANSPORTATION

REVISIONS

NO.	BY	DATE	DESCRIPTION

CITY OF CHICAGO
DEPARTMENT OF TRANSPORTATION
DIVISION OF ENGINEERING

2021 ARTERIAL STREET RESURFACING
FAR SOUTH AREA B-7-176

EXISTING AND PROPOSED PLANS

S. HALSTED STREET
W. 115TH ST. TO W. 93RD ST.

SCALE: 1" = 40'

SHEET NO. 44

DATE: 4/16/2021

EXISTING CONDITIONS

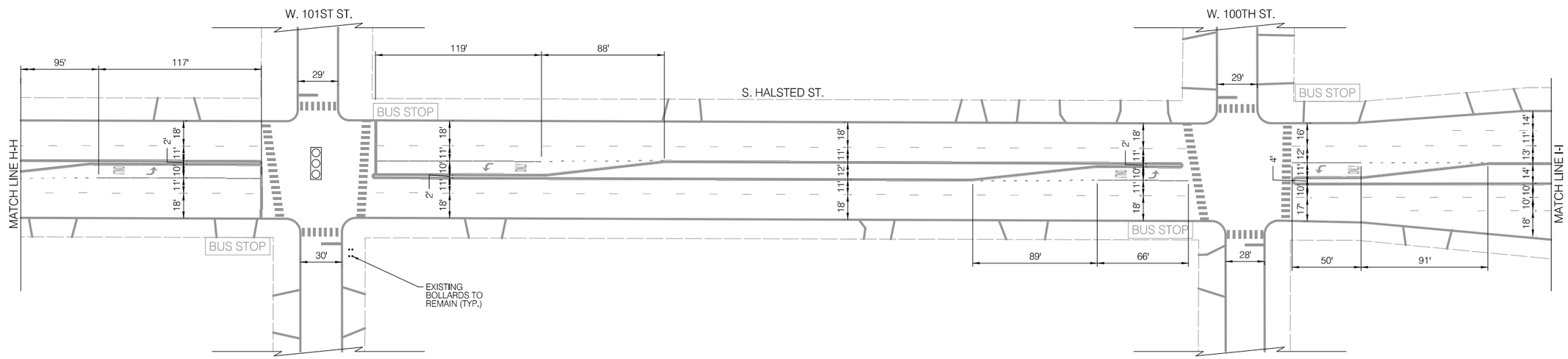

LEGEND

BUS STOP	EXISTING BUS STOP TO REMAIN
~~BUS STOP~~	EXISTING BUS STOP TO BE REMOVED
BUS STOP	PROPOSED BUS STOP

INSTALLATION PLAN

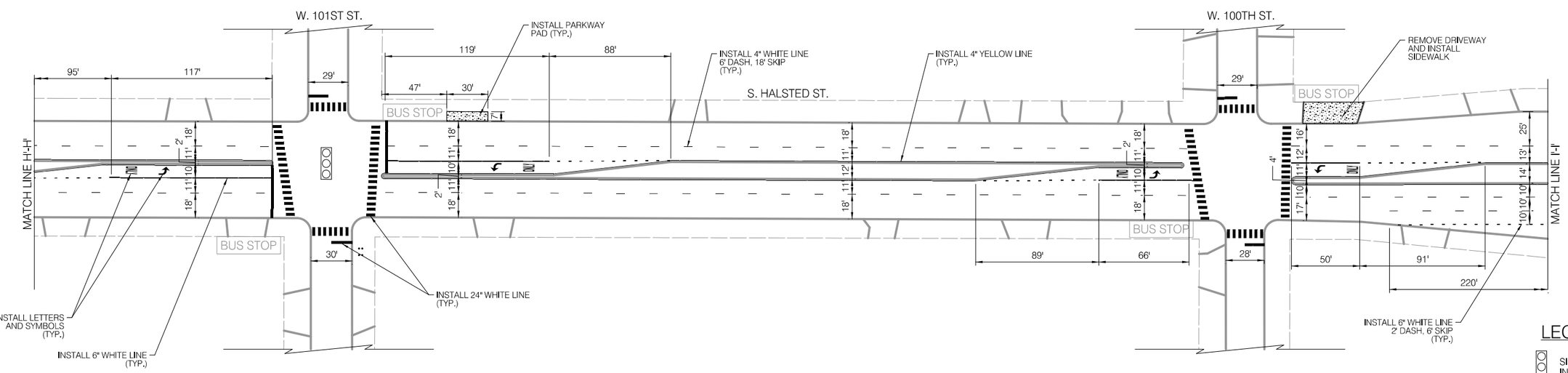

LEGEND

- SIGNALIZED INTERSECTION
- ALL-WAY STOP
- ONE-WAY STREET

NOTES

1. ALL CROSSWALKS SHALL BE CONTINENTAL CROSSWALK MARKINGS, 2' STRIPE, 4' C-C AND 6' WIDE UNLESS NOTED OTHERWISE ON THE PLANS
2. ALL PAVEMENT MARKING INSTALLED ARE TO BE THERMOPLASTIC UNLESS OTHERWISE NOTED. SEE PAVEMENT MARKING DETAIL SHEETS FOR ALL OTHER LAYOUT INFORMATION

CDOT CHICAGO DEPARTMENT OF TRANSPORTATION

REVISIONS

NO.	BY	DATE	DESCRIPTION

CITY OF CHICAGO
DEPARTMENT OF TRANSPORTATION
DIVISION OF ENGINEERING

2021 ARTERIAL STREET RESURFACING
FAR SOUTH AREA B-7-176

EXISTING AND PROPOSED PLANS

S. HALSTED STREET
W. 115TH ST. TO W. 93RD ST.

SCALE: 1" = 40'

SHEET NO. 45

DATE: 4/16/2021

EXISTING CONDITIONS

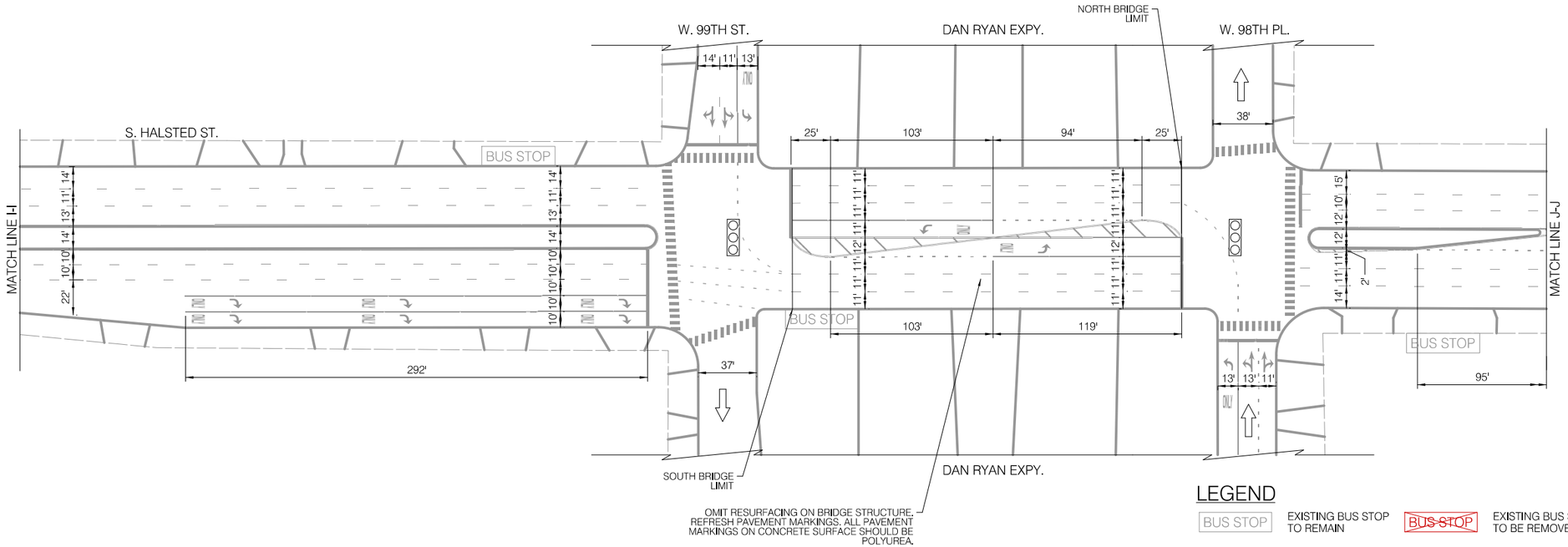

LEGEND

BUS STOP	EXISTING BUS STOP TO REMAIN
~~BUS STOP~~	EXISTING BUS STOP TO BE REMOVED
BUS STOP	PROPOSED BUS STOP

INSTALLATION PLAN

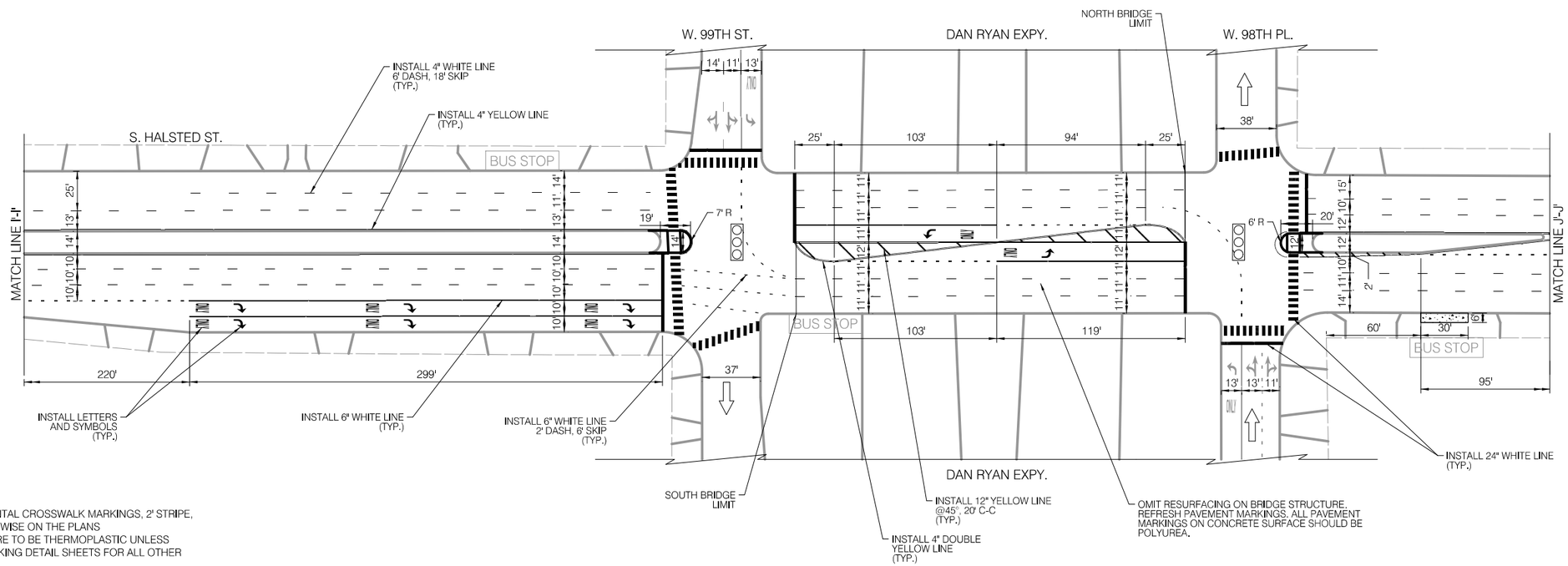

LEGEND

- SIGNALIZED INTERSECTION
- ALL-WAY STOP
- ONE-WAY STREET

NOTES

1. ALL CROSSWALKS SHALL BE CONTINENTAL CROSSWALK MARKINGS, 2' STRIPE, 4' C-C AND 6' WIDE UNLESS NOTED OTHERWISE ON THE PLANS
2. ALL PAVEMENT MARKING INSTALLED ARE TO BE THERMOPLASTIC UNLESS OTHERWISE NOTED. SEE PAVEMENT MARKING DETAIL SHEETS FOR ALL OTHER LAYOUT INFORMATION

CDOT CHICAGO DEPARTMENT OF TRANSPORTATION

REVISIONS

NO.	BY	DATE	DESCRIPTION

CITY OF CHICAGO
DEPARTMENT OF TRANSPORTATION
DIVISION OF ENGINEERING

2021 ARTERIAL STREET RESURFACING
FAR SOUTH AREA B-7-176

EXISTING AND PROPOSED PLANS

S. HALSTED STREET
W. 115TH ST. TO W. 93RD ST.

SCALE: 1" = 40'

SHEET NO. 46

DATE: 4/16/2021

EXISTING CONDITIONS

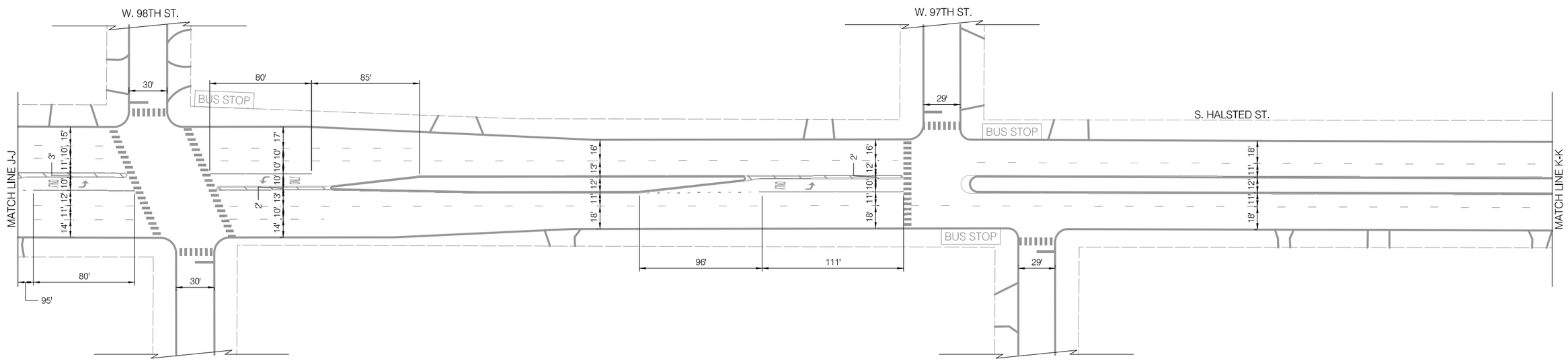

LEGEND

BUS STOP	EXISTING BUS STOP TO REMAIN
~~BUS STOP~~	EXISTING BUS STOP TO BE REMOVED
BUS STOP	PROPOSED BUS STOP

INSTALLATION PLAN

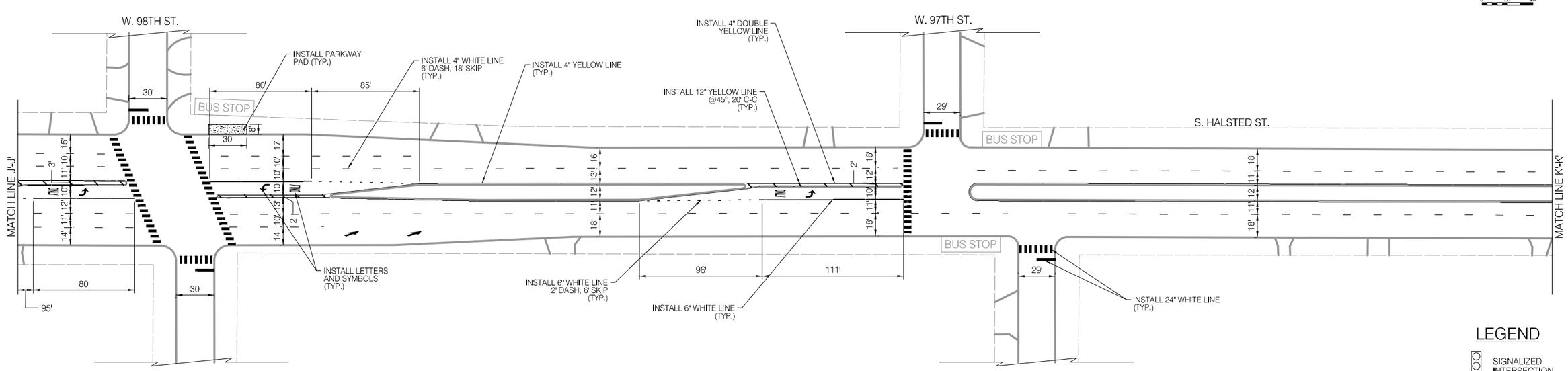

LEGEND

- SIGNALIZED INTERSECTION
- ALL-WAY STOP
- ONE-WAY STREET

NOTES

1. ALL CROSSWALKS SHALL BE CONTINENTAL CROSSWALK MARKINGS, 2' STRIPE, 4' C-C AND 6' WIDE UNLESS NOTED OTHERWISE ON THE PLANS
2. ALL PAVEMENT MARKING INSTALLED ARE TO BE THERMOPLASTIC UNLESS OTHERWISE NOTED. SEE PAVEMENT MARKING DETAIL SHEETS FOR ALL OTHER LAYOUT INFORMATION

CDOT
CHICAGO DEPARTMENT OF TRANSPORTATION

REVISIONS

NO.	BY	DATE	DESCRIPTION

CITY OF CHICAGO
DEPARTMENT OF TRANSPORTATION
DIVISION OF ENGINEERING

2021 ARTERIAL STREET RESURFACING
FAR SOUTH AREA B-7-176

EXISTING AND PROPOSED PLANS

S. HALSTED STREET
W. 115TH ST. TO W. 93RD ST.

SCALE: 1" = 40'

SHEET NO. 47

DATE: 4/16/2021

EXISTING CONDITIONS

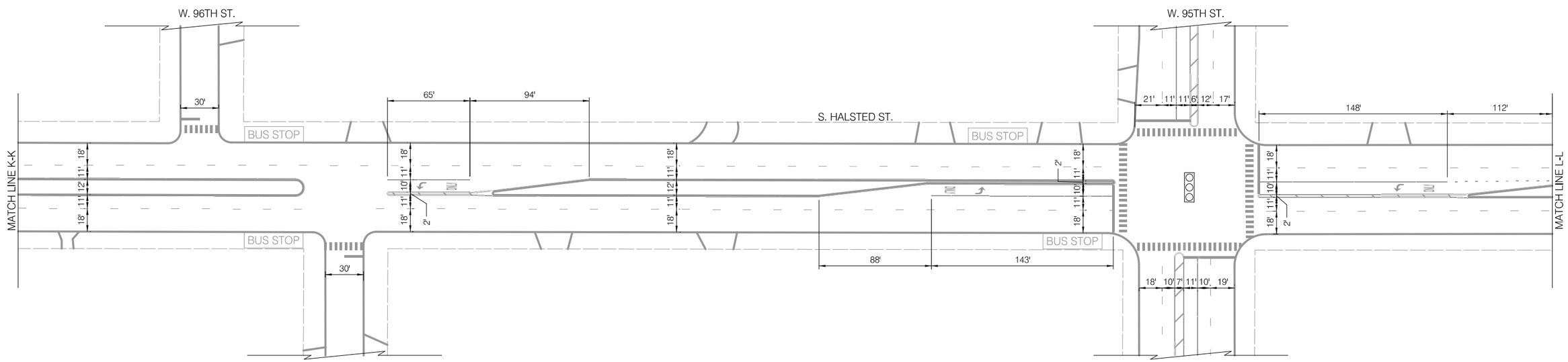

LEGEND

BUS STOP	EXISTING BUS STOP TO REMAIN
~~BUS STOP~~	EXISTING BUS STOP TO BE REMOVED
BUS STOP	PROPOSED BUS STOP

INSTALLATION PLAN

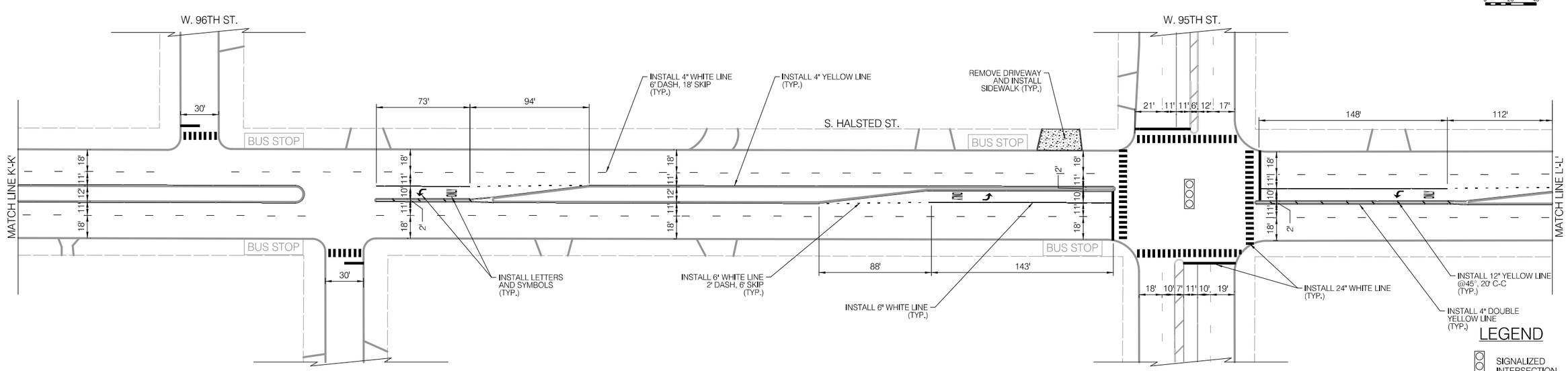

LEGEND

- SIGNALIZED INTERSECTION
- ALL-WAY STOP
- ONE-WAY STREET

NOTES

1. ALL CROSSWALKS SHALL BE CONTINENTAL CROSSWALK MARKINGS, 2' STRIPE, 4' C-C AND 6' WIDE UNLESS NOTED OTHERWISE ON THE PLANS
2. ALL PAVEMENT MARKING INSTALLED ARE TO BE THERMOPLASTIC UNLESS OTHERWISE NOTED. SEE PAVEMENT MARKING DETAIL SHEETS FOR ALL OTHER LAYOUT INFORMATION

CDOT CHICAGO DEPARTMENT OF TRANSPORTATION

REVISIONS

NO.	BY	DATE	DESCRIPTION

CITY OF CHICAGO
DEPARTMENT OF TRANSPORTATION
DIVISION OF ENGINEERING

2021 ARTERIAL STREET RESURFACING
FAR SOUTH AREA B-7-176

EXISTING AND PROPOSED PLANS

S. HALSTED STREET
W. 115TH ST. TO W. 93RD ST.

SCALE: 1" = 40'

SHEET NO. 48

DATE: 4/16/2021

EXISTING CONDITIONS

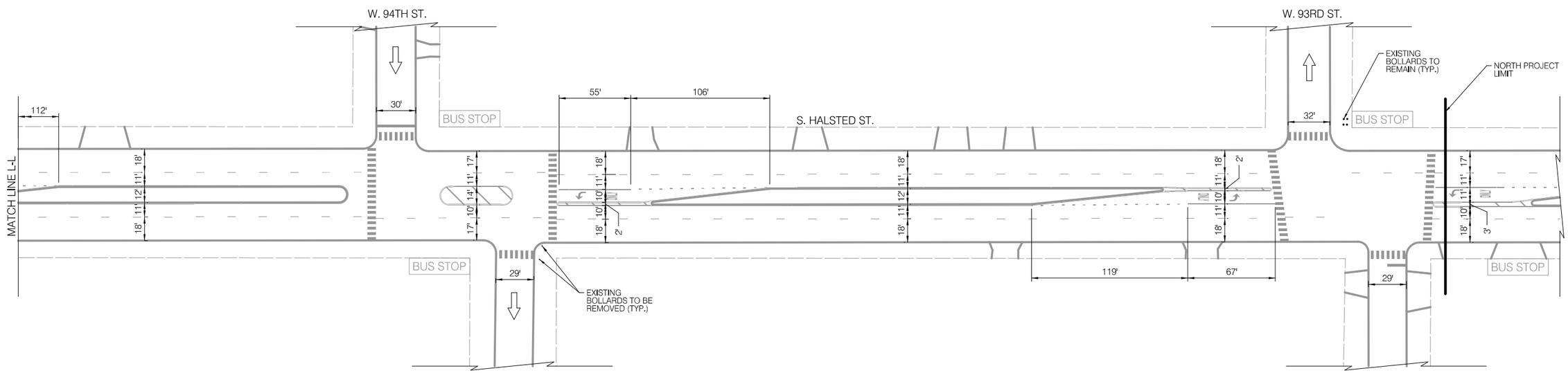

LEGEND

BUS STOP	EXISTING BUS STOP TO REMAIN
~~BUS STOP~~	EXISTING BUS STOP TO BE REMOVED
BUS STOP	PROPOSED BUS STOP

INSTALLATION PLAN

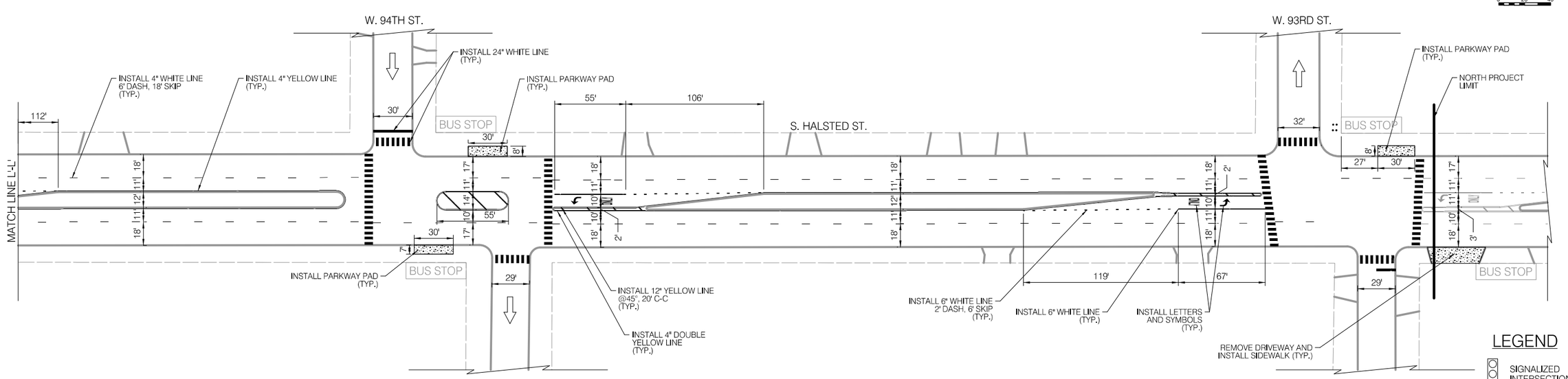

LEGEND

- SIGNALIZED INTERSECTION
- ALL-WAY STOP
- ONE-WAY STREET

NOTES

1. ALL CROSSWALKS SHALL BE CONTINENTAL CROSSWALK MARKINGS, 2' STRIPE, 4' C-C AND 6' WIDE UNLESS NOTED OTHERWISE ON THE PLANS
2. ALL PAVEMENT MARKING INSTALLED ARE TO BE THERMOPLASTIC UNLESS OTHERWISE NOTED. SEE PAVEMENT MARKING DETAIL SHEETS FOR ALL OTHER LAYOUT INFORMATION

CDOT CHICAGO DEPARTMENT OF TRANSPORTATION

REVISIONS

NO.	BY	DATE	DESCRIPTION

CITY OF CHICAGO
DEPARTMENT OF TRANSPORTATION
DIVISION OF ENGINEERING

2021 ARTERIAL STREET RESURFACING
FAR SOUTH AREA B-7-176

EXISTING AND PROPOSED PLANS

S. HALSTED STREET
W. 115TH ST. TO W. 93RD ST.

SCALE: 1" = 40'

SHEET NO. 49

DATE: 4/16/2021

EXISTING CONDITIONS

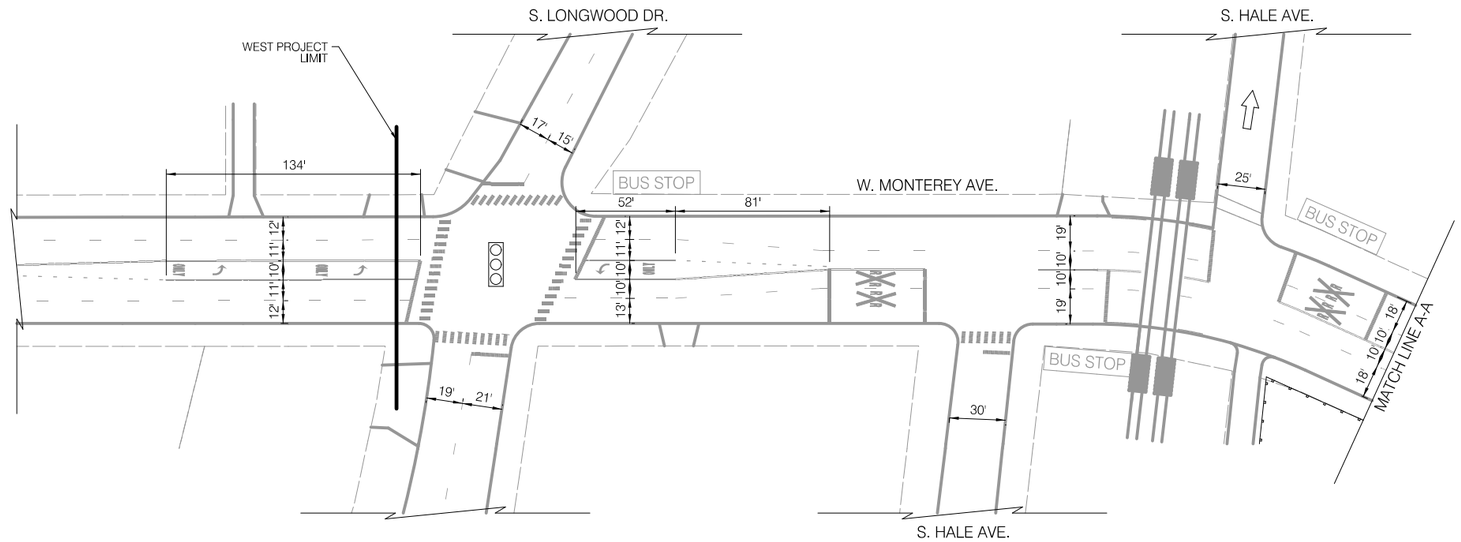

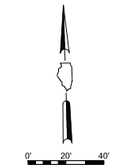

LEGEND

BUS STOP	EXISTING BUS STOP TO REMAIN
~~BUS STOP~~	EXISTING BUS STOP TO BE REMOVED
BUS STOP	PROPOSED BUS STOP

INSTALLATION PLAN

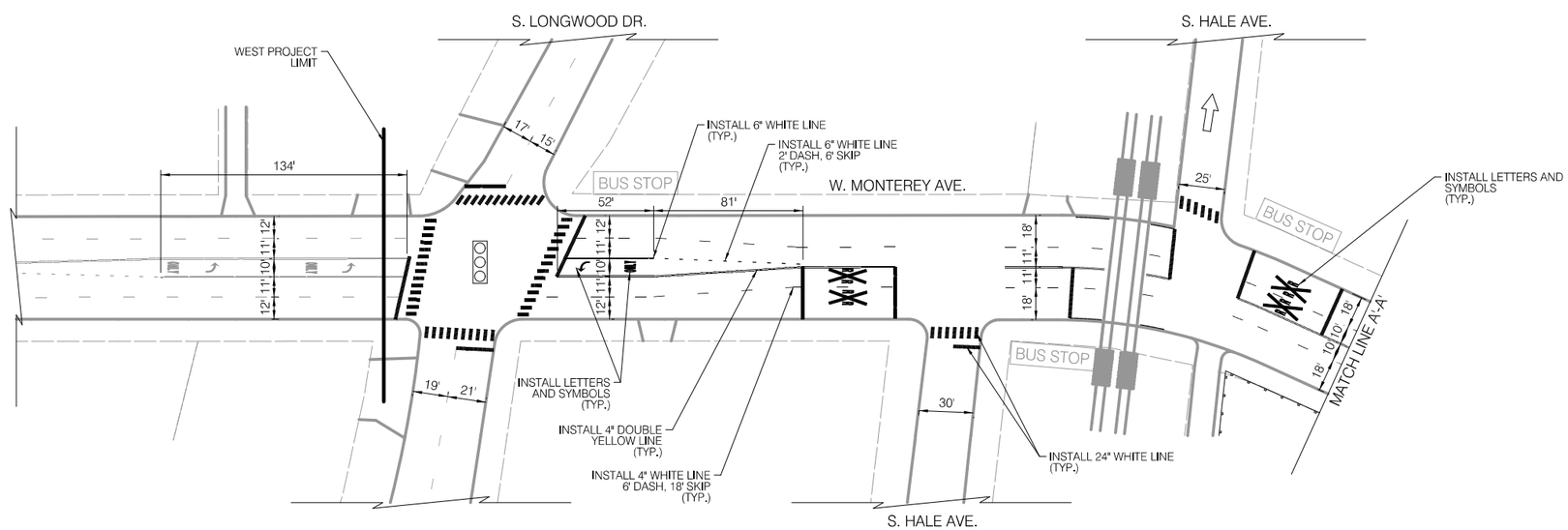

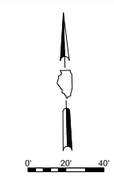

LEGEND

- SIGNALIZED INTERSECTION
- ALL-WAY STOP
- ONE-WAY STREET

NOTES

1. ALL CROSSWALKS SHALL BE CONTINENTAL CROSSWALK MARKINGS, 2' STRIPE, 4' C-C AND 6' WIDE UNLESS NOTED OTHERWISE ON THE PLANS
2. ALL PAVEMENT MARKING INSTALLED ARE TO BE THERMOPLASTIC UNLESS OTHERWISE NOTED. SEE PAVEMENT MARKING DETAIL SHEETS FOR ALL OTHER LAYOUT INFORMATION

CDOT
CHICAGO DEPARTMENT OF TRANSPORTATION

REVISIONS

NO.	BY	DATE	DESCRIPTION

CITY OF CHICAGO
DEPARTMENT OF TRANSPORTATION
DIVISION OF ENGINEERING

2021 ARTERIAL STREET RESURFACING
FAR SOUTH AREA B-7-176

EXISTING AND PROPOSED PLANS

W. MONTEREY AVENUE
S. LONGWOOD AVE. TO
S. VINCENNES AVE.

SCALE: 1" = 40'

SHEET NO.
50

DATE: 4/16/2021

EXISTING CONDITIONS

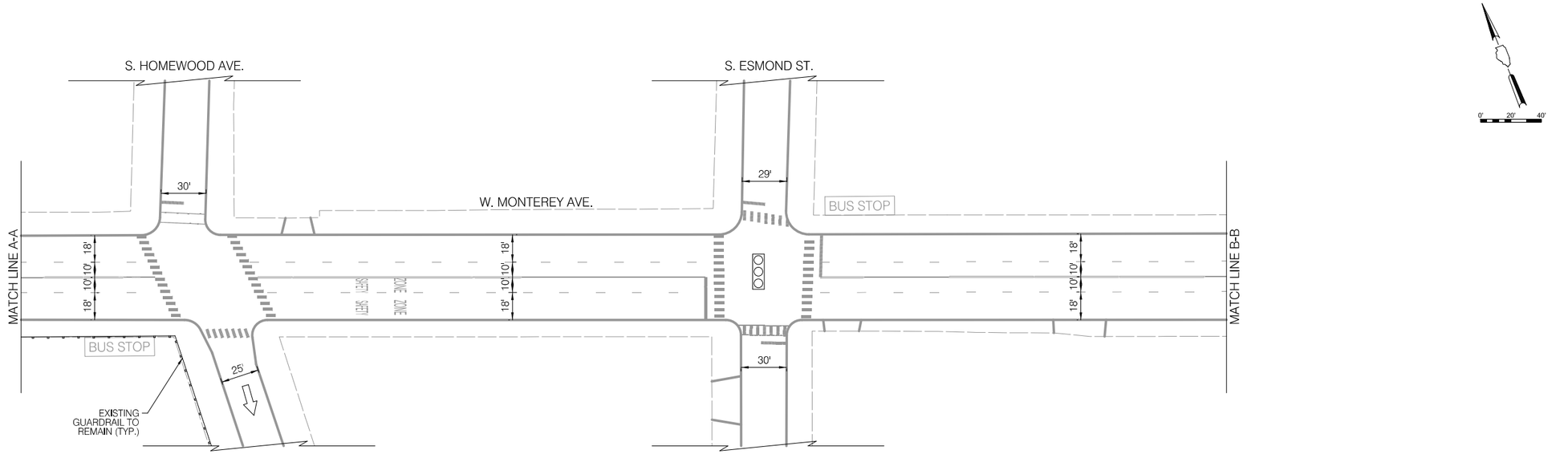

LEGEND

BUS STOP	EXISTING BUS STOP TO REMAIN
~~BUS STOP~~	EXISTING BUS STOP TO BE REMOVED
BUS STOP	PROPOSED BUS STOP

INSTALLATION PLAN

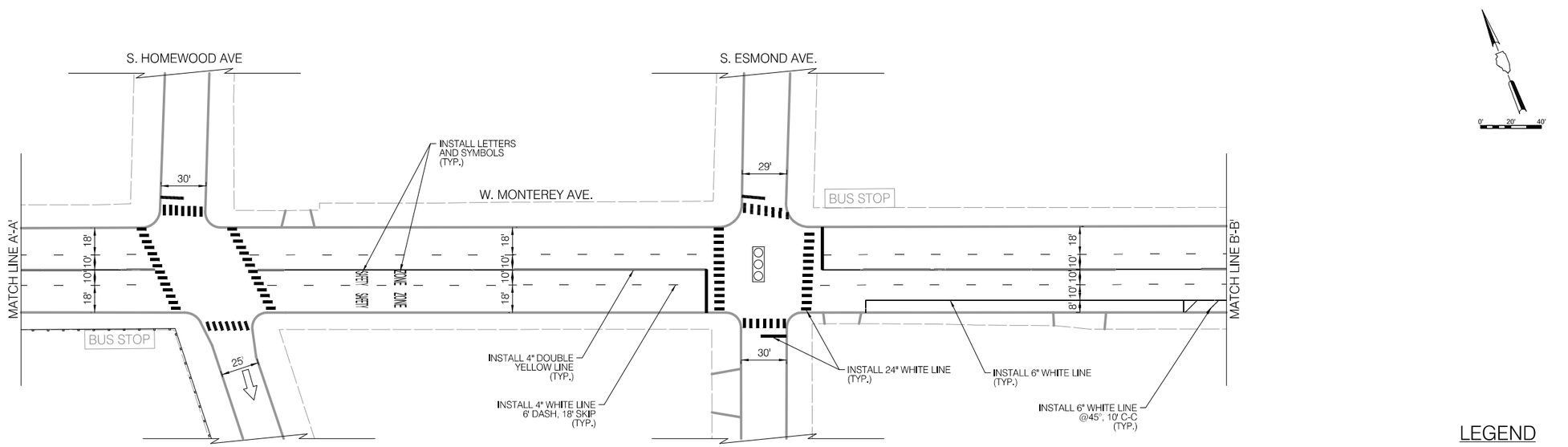

LEGEND

- SIGNALIZED INTERSECTION
- ALL-WAY STOP
- ONE-WAY STREET

NOTES

1. ALL CROSSWALKS SHALL BE CONTINENTAL CROSSWALK MARKINGS, 2' STRIPE, 4' C-C AND 6' WIDE UNLESS NOTED OTHERWISE ON THE PLANS
2. ALL PAVEMENT MARKING INSTALLED ARE TO BE THERMOPLASTIC UNLESS OTHERWISE NOTED. SEE PAVEMENT MARKING DETAIL SHEETS FOR ALL OTHER LAYOUT INFORMATION

CDOT CHICAGO DEPARTMENT OF TRANSPORTATION

REVISIONS

NO.	BY	DATE	DESCRIPTION

CITY OF CHICAGO
DEPARTMENT OF TRANSPORTATION
DIVISION OF ENGINEERING

2021 ARTERIAL STREET RESURFACING
FAR SOUTH AREA B-7-176

EXISTING AND PROPOSED PLANS

W. MONTEREY AVENUE
S. LONGWOOD AVE. TO
S. VINCENNES AVE.

SCALE: 1" = 40'

SHEET NO.
51

DATE: 4/16/2021

EXISTING CONDITIONS

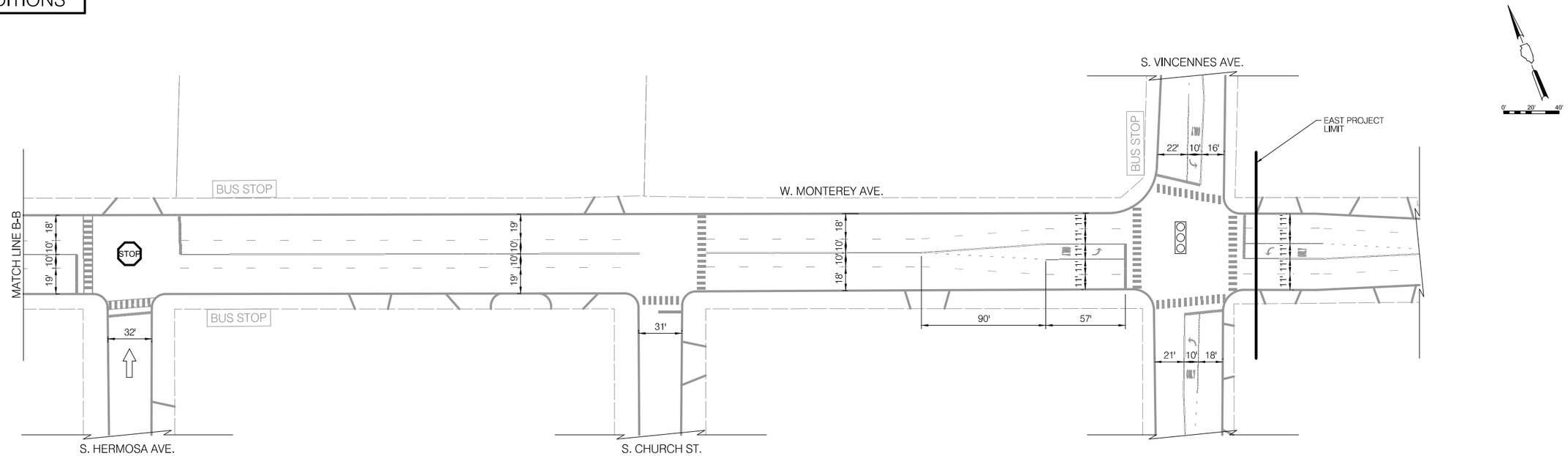

LEGEND

BUS STOP	EXISTING BUS STOP TO REMAIN
~~BUS STOP~~	EXISTING BUS STOP TO BE REMOVED
BUS STOP	PROPOSED BUS STOP

INSTALLATION PLAN

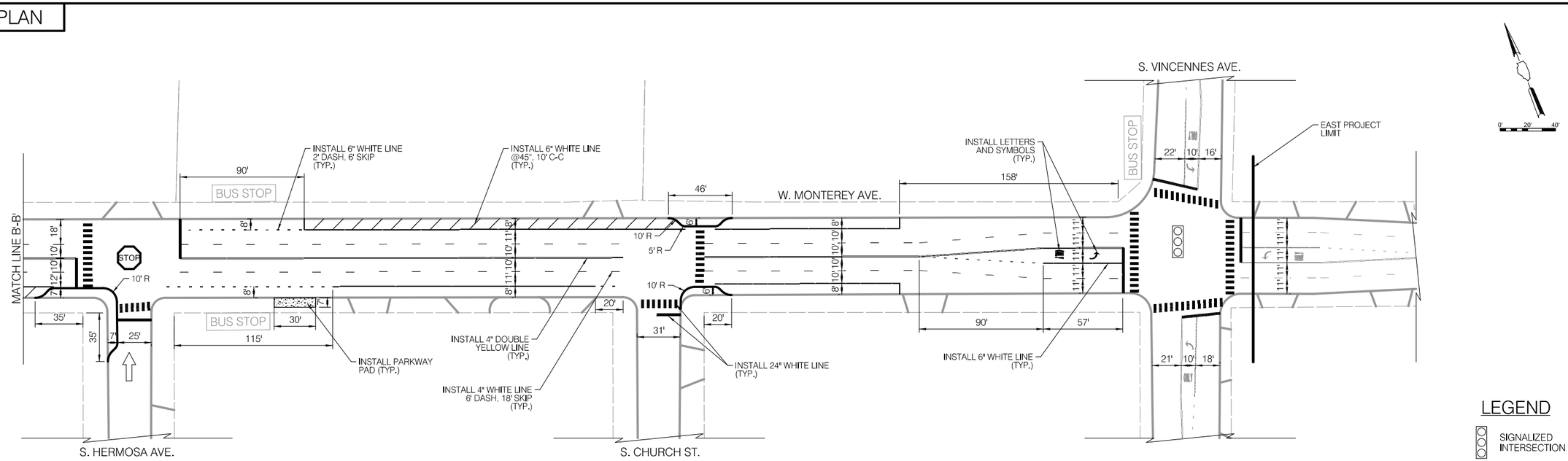

NOTES

1. ALL CROSSWALKS SHALL BE CONTINENTAL CROSSWALK MARKINGS, 2' STRIPE, 4' C-C AND 6' WIDE UNLESS NOTED OTHERWISE ON THE PLANS
2. ALL PAVEMENT MARKING INSTALLED ARE TO BE THERMOPLASTIC UNLESS OTHERWISE NOTED. SEE PAVEMENT MARKING DETAIL SHEETS FOR ALL OTHER LAYOUT INFORMATION

LEGEND

- SIGNALIZED INTERSECTION
- STOP — ALL-WAY STOP
- ONE-WAY STREET

CDOT
CHICAGO DEPARTMENT OF TRANSPORTATION

REVISIONS

NO.	BY	DATE	DESCRIPTION

CITY OF CHICAGO
DEPARTMENT OF TRANSPORTATION
DIVISION OF ENGINEERING

2021 ARTERIAL STREET RESURFACING
FAR SOUTH AREA B-7-176

EXISTING AND PROPOSED PLANS

W. MONTEREY AVENUE
S. LONGWOOD AVE. TO
S. VINCENNES AVE.

SCALE: 1" = 40'

SHEET NO.
52

DATE: 4/16/2021

EXISTING CONDITIONS

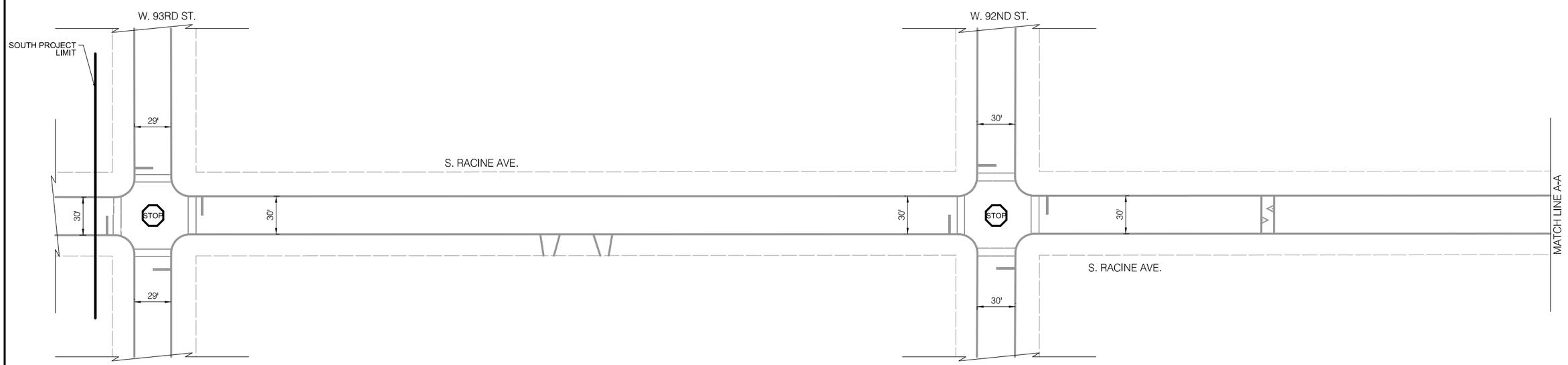

LEGEND

BUS STOP	EXISTING BUS STOP TO REMAIN
~~BUS STOP~~	EXISTING BUS STOP TO BE REMOVED
BUS STOP	PROPOSED BUS STOP

INSTALLATION PLAN

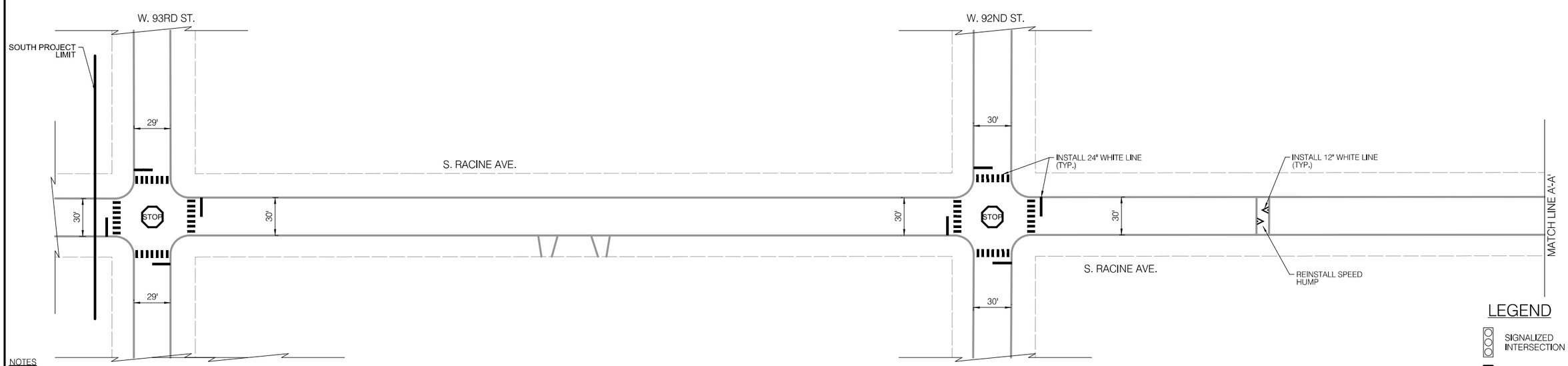

LEGEND

- SIGNALIZED INTERSECTION
- ALL-WAY STOP
- ONE-WAY STREET

NOTES

1. ALL CROSSWALKS SHALL BE CONTINENTAL CROSSWALK MARKINGS, 2' STRIPE, 4' C-C AND 6' WIDE UNLESS NOTED OTHERWISE ON THE PLANS
2. ALL PAVEMENT MARKING INSTALLED ARE TO BE THERMOPLASTIC UNLESS OTHERWISE NOTED. SEE PAVEMENT MARKING DETAIL SHEETS FOR ALL OTHER LAYOUT INFORMATION

CDOT CHICAGO DEPARTMENT OF TRANSPORTATION

REVISIONS

NO.	BY	DATE	DESCRIPTION

CITY OF CHICAGO
DEPARTMENT OF TRANSPORTATION
DIVISION OF ENGINEERING

2021 ARTERIAL STREET RESURFACING
FAR SOUTH AREA B-7-176

EXISTING AND PROPOSED PLANS

S. RACINE AVENUE
W. 93RD ST. TO W. 89TH ST.

SCALE: 1" = 40'

SHEET NO. 53

DATE: 4/16/2021

EXISTING CONDITIONS

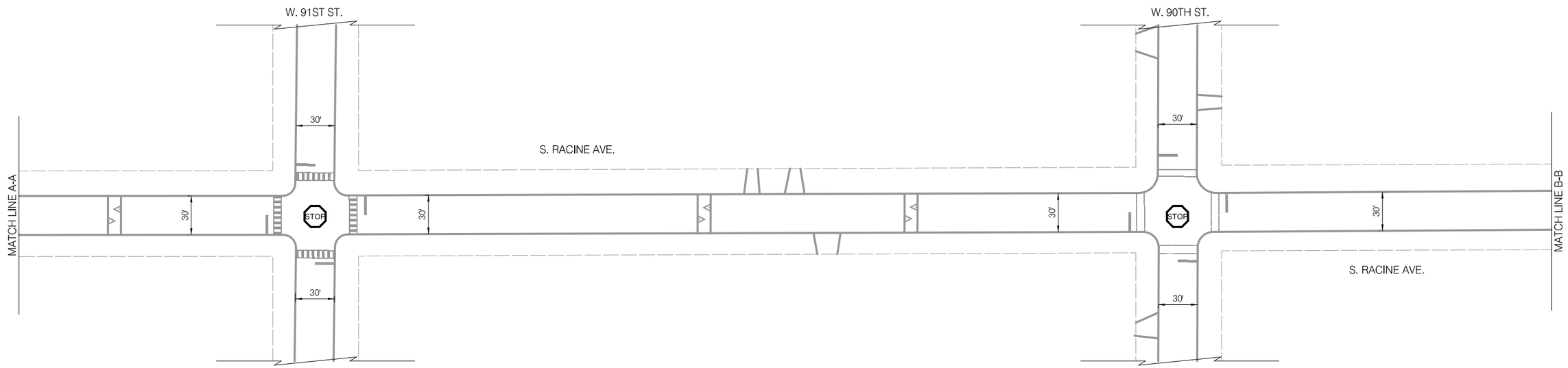

LEGEND

BUS STOP	EXISTING BUS STOP TO REMAIN
~~BUS STOP~~	EXISTING BUS STOP TO BE REMOVED
BUS STOP	PROPOSED BUS STOP

INSTALLATION PLAN

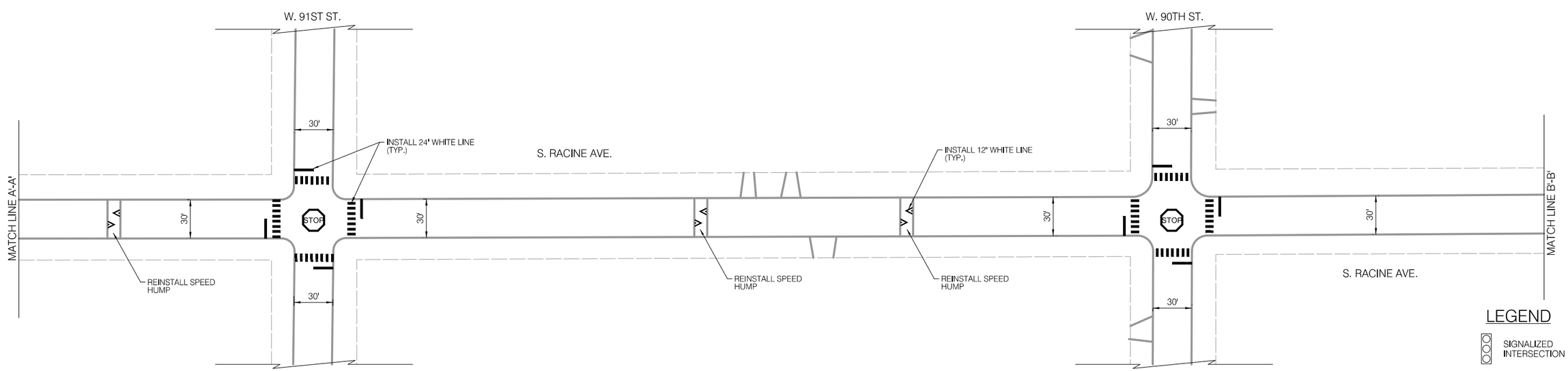

LEGEND

- SIGNALIZED INTERSECTION
- ALL-WAY STOP
- ONE-WAY STREET

NOTES

1. ALL CROSSWALKS SHALL BE CONTINENTAL CROSSWALK MARKINGS, 2' STRIPE, 4' C-C AND 6' WIDE UNLESS NOTED OTHERWISE ON THE PLANS
2. ALL PAVEMENT MARKING INSTALLED ARE TO BE THERMOPLASTIC UNLESS OTHERWISE NOTED. SEE PAVEMENT MARKING DETAIL SHEETS FOR ALL OTHER LAYOUT INFORMATION

CDOT
CHICAGO DEPARTMENT OF TRANSPORTATION

REVISIONS

NO.	BY	DATE	DESCRIPTION

CITY OF CHICAGO
DEPARTMENT OF TRANSPORTATION
DIVISION OF ENGINEERING

2021 ARTERIAL STREET RESURFACING
FAR SOUTH AREA B-7-176

EXISTING AND PROPOSED PLANS

S. RACINE AVENUE
W. 93RD ST. TO W. 89TH ST.

SCALE: 1" = 40'

SHEET NO. 54

DATE: 4/16/2021

EXISTING CONDITIONS

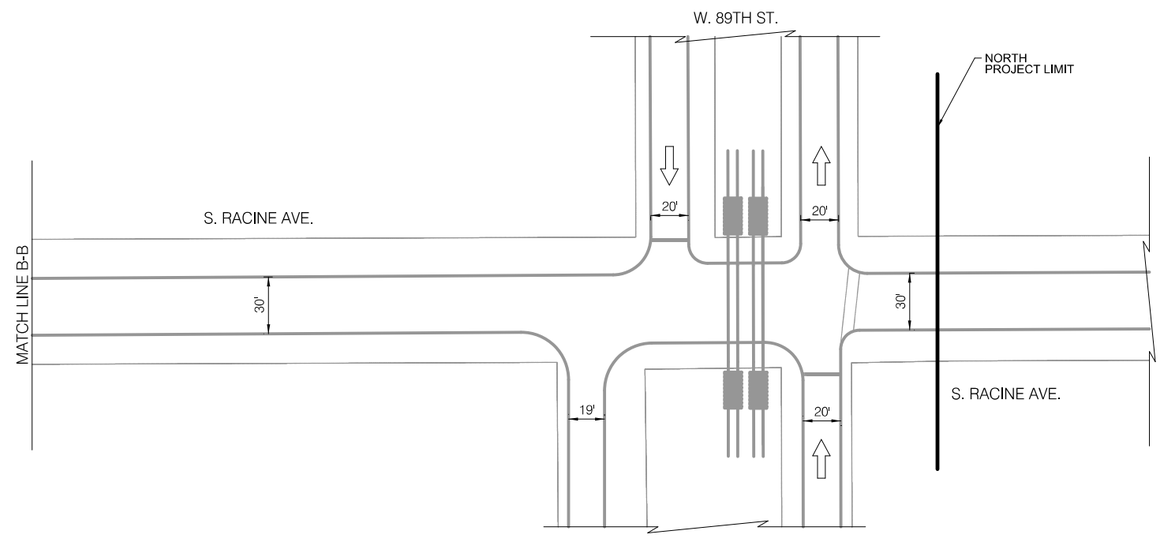

LEGEND

BUS STOP	EXISTING BUS STOP TO REMAIN
~~BUS STOP~~	EXISTING BUS STOP TO BE REMOVED
BUS STOP	PROPOSED BUS STOP

INSTALLATION PLAN

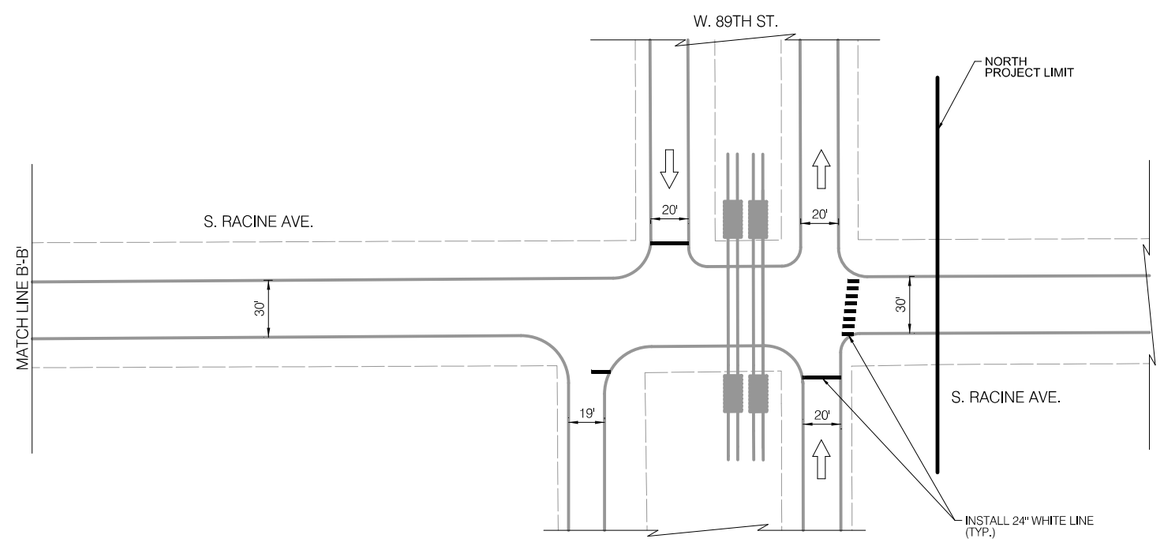

LEGEND

- SIGNALIZED INTERSECTION
- ALL-WAY STOP
- ONE-WAY STREET

NOTES

1. ALL CROSSWALKS SHALL BE CONTINENTAL CROSSWALK MARKINGS, 2' STRIPE, 4' C-C AND 6' WIDE UNLESS NOTED OTHERWISE ON THE PLANS
2. ALL PAVEMENT MARKING INSTALLED ARE TO BE THERMOPLASTIC UNLESS OTHERWISE NOTED. SEE PAVEMENT MARKING DETAIL SHEETS FOR ALL OTHER LAYOUT INFORMATION

CDOT CHICAGO DEPARTMENT OF TRANSPORTATION

REVISIONS

NO.	BY	DATE	DESCRIPTION

CITY OF CHICAGO
DEPARTMENT OF TRANSPORTATION
DIVISION OF ENGINEERING

2021 ARTERIAL STREET RESURFACING
FAR SOUTH AREA B-7-176

EXISTING AND PROPOSED PLANS

S. RACINE AVENUE
W. 93RD ST. TO W. 89TH ST.

SCALE: 1" = 40'

SHEET NO. 55

DATE: 4/16/2021

EXISTING CONDITIONS

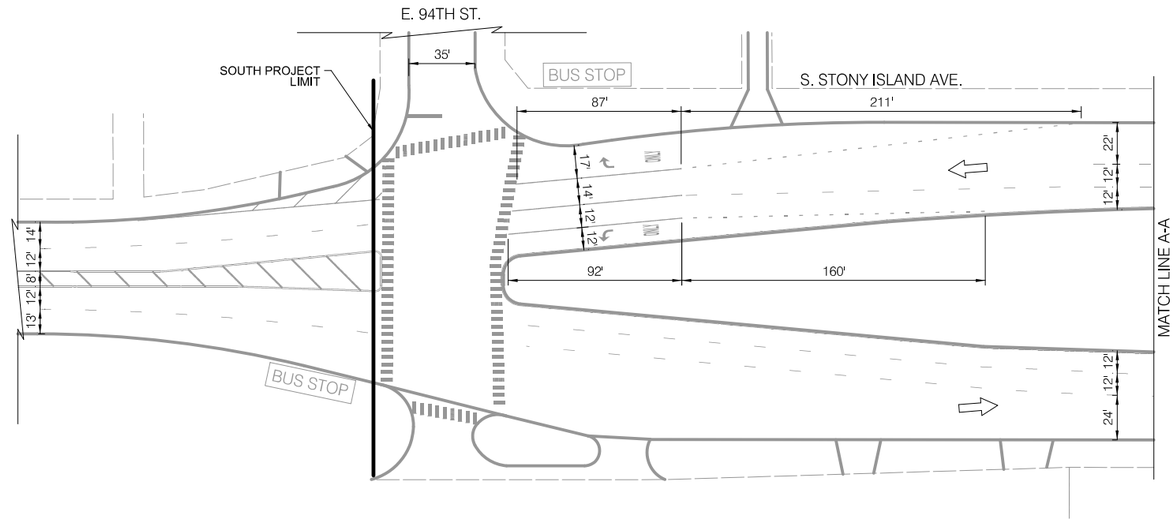

LEGEND

BUS STOP	EXISTING BUS STOP TO REMAIN
~~BUS STOP~~	EXISTING BUS STOP TO BE REMOVED
BUS STOP	PROPOSED BUS STOP

INSTALLATION PLAN

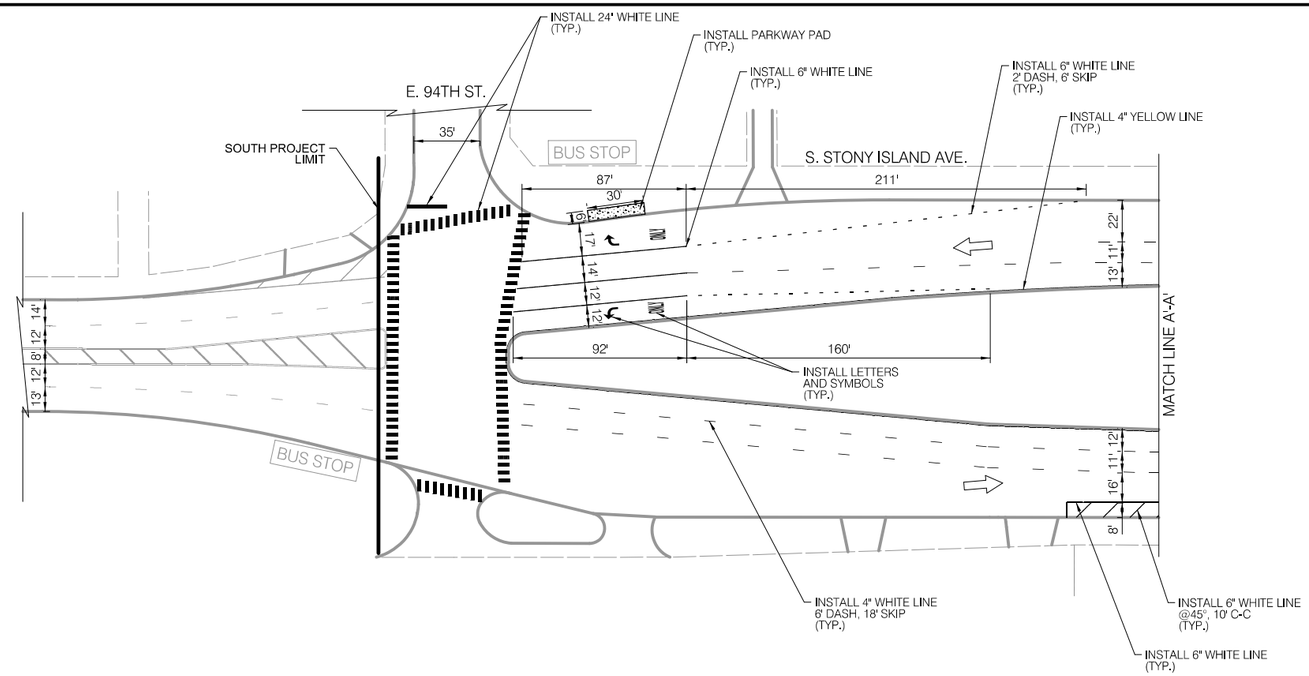

LEGEND

- SIGNALIZED INTERSECTION
- ALL-WAY STOP
- ONE-WAY STREET

NOTES

1. ALL CROSSWALKS SHALL BE CONTINENTAL CROSSWALK MARKINGS, 2' STRIPE, 4' C-C AND 6' WIDE UNLESS NOTED OTHERWISE ON THE PLANS
2. ALL PAVEMENT MARKING INSTALLED ARE TO BE THERMOPLASTIC UNLESS OTHERWISE NOTED. SEE PAVEMENT MARKING DETAIL SHEETS FOR ALL OTHER LAYOUT INFORMATION

CDOT CHICAGO DEPARTMENT OF TRANSPORTATION

REVISIONS

NO.	BY	DATE	DESCRIPTION

CITY OF CHICAGO
DEPARTMENT OF TRANSPORTATION
DIVISION OF ENGINEERING

2021 ARTERIAL STREET RESURFACING
FAR SOUTH AREA B-7-176

EXISTING AND PROPOSED PLANS

S. STONY ISLAND AVENUE
E. 94TH ST. TO E. 79TH ST.

SCALE: 1" = 40'

SHEET NO. 56

DATE: 4/16/2021

EXISTING CONDITIONS

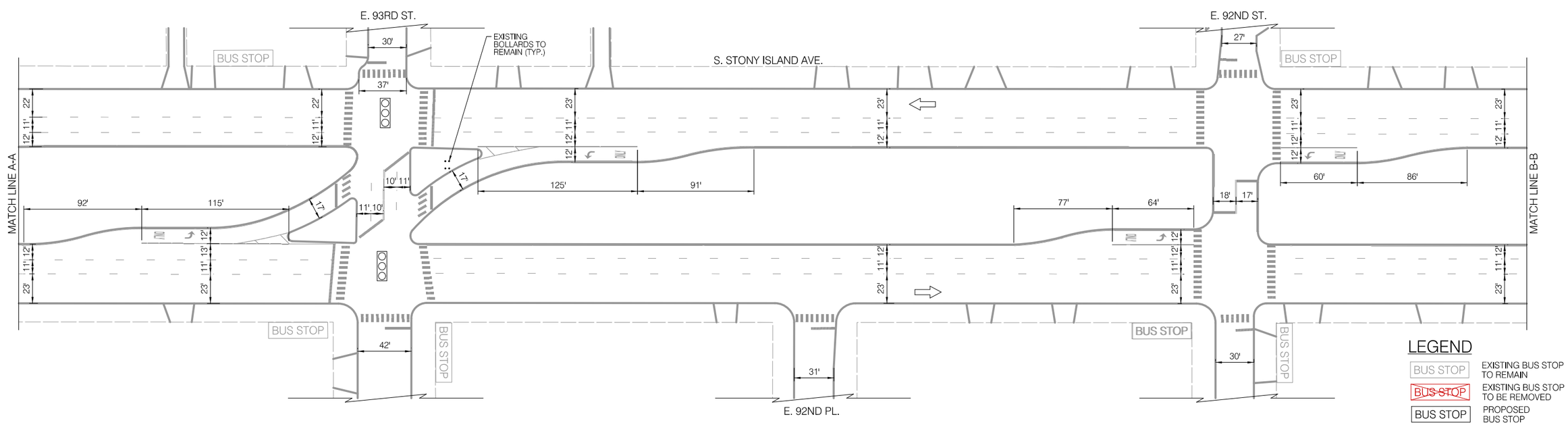

INSTALLATION PLAN

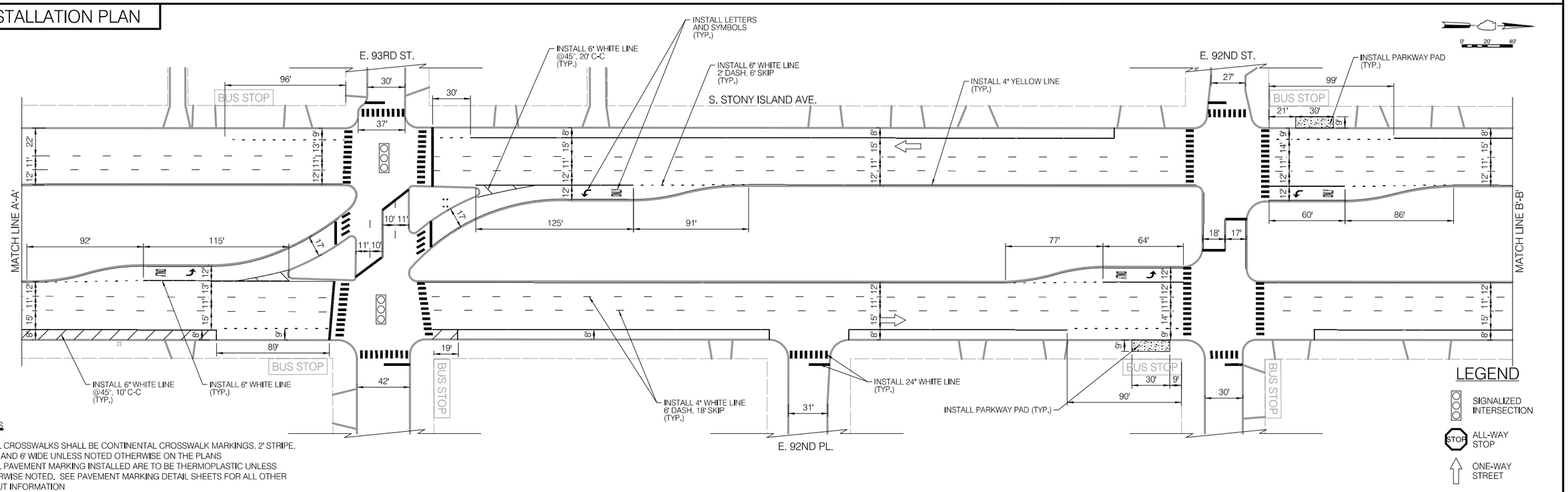

NOTES

1. ALL CROSSWALKS SHALL BE CONTINENTAL CROSSWALK MARKINGS, 2' STRIPE, 4' C-C AND 6' WIDE UNLESS NOTED OTHERWISE ON THE PLANS
2. ALL PAVEMENT MARKING INSTALLED ARE TO BE THERMOPLASTIC UNLESS OTHERWISE NOTED. SEE PAVEMENT MARKING DETAIL SHEETS FOR ALL OTHER LAYOUT INFORMATION

CDOT
CHICAGO DEPARTMENT OF TRANSPORTATION

REVISIONS

NO.	BY	DATE	DESCRIPTION

CITY OF CHICAGO
DEPARTMENT OF TRANSPORTATION
DIVISION OF ENGINEERING

2021 ARTERIAL STREET RESURFACING
FAR SOUTH AREA B-7-176

EXISTING AND PROPOSED PLANS

S. STONY ISLAND AVENUE
E. 94TH ST. TO E. 79TH ST.

SCALE: 1" = 40'

SHEET NO. 57

DATE: 4/16/2021

EXISTING CONDITIONS

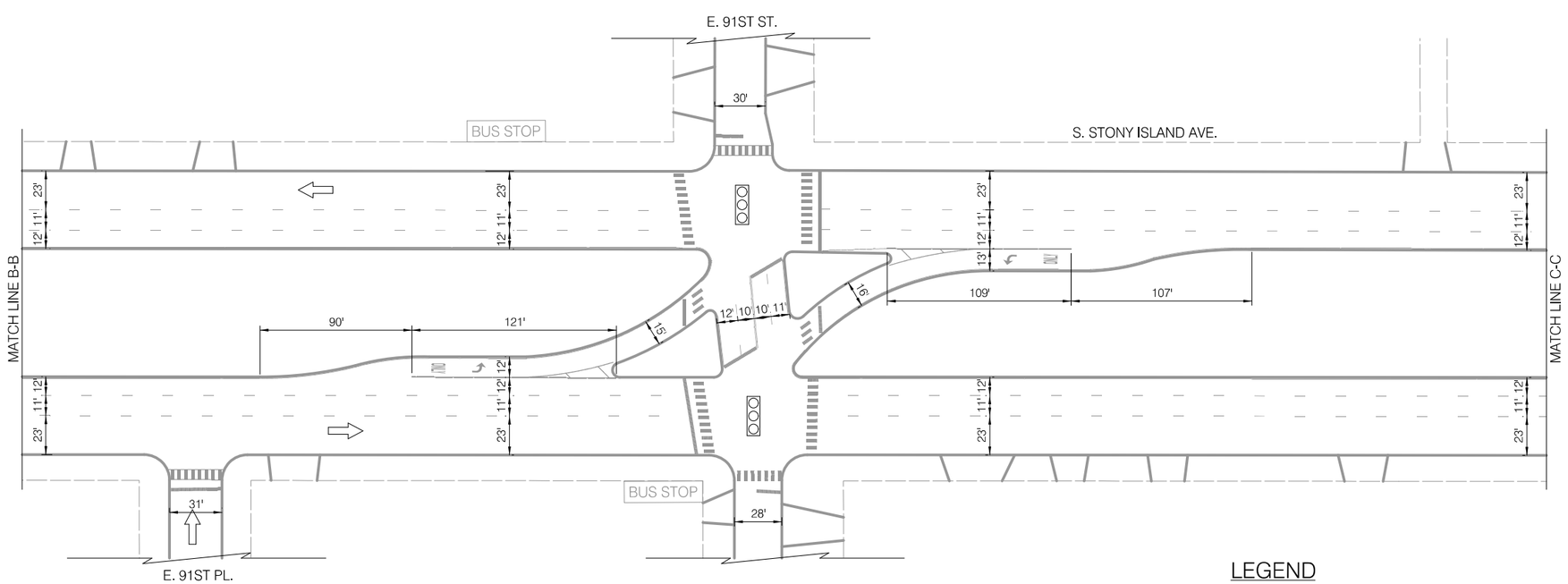

LEGEND

BUS STOP	EXISTING BUS STOP TO REMAIN
~~BUS STOP~~	EXISTING BUS STOP TO BE REMOVED
BUS STOP	PROPOSED BUS STOP

INSTALLATION PLAN

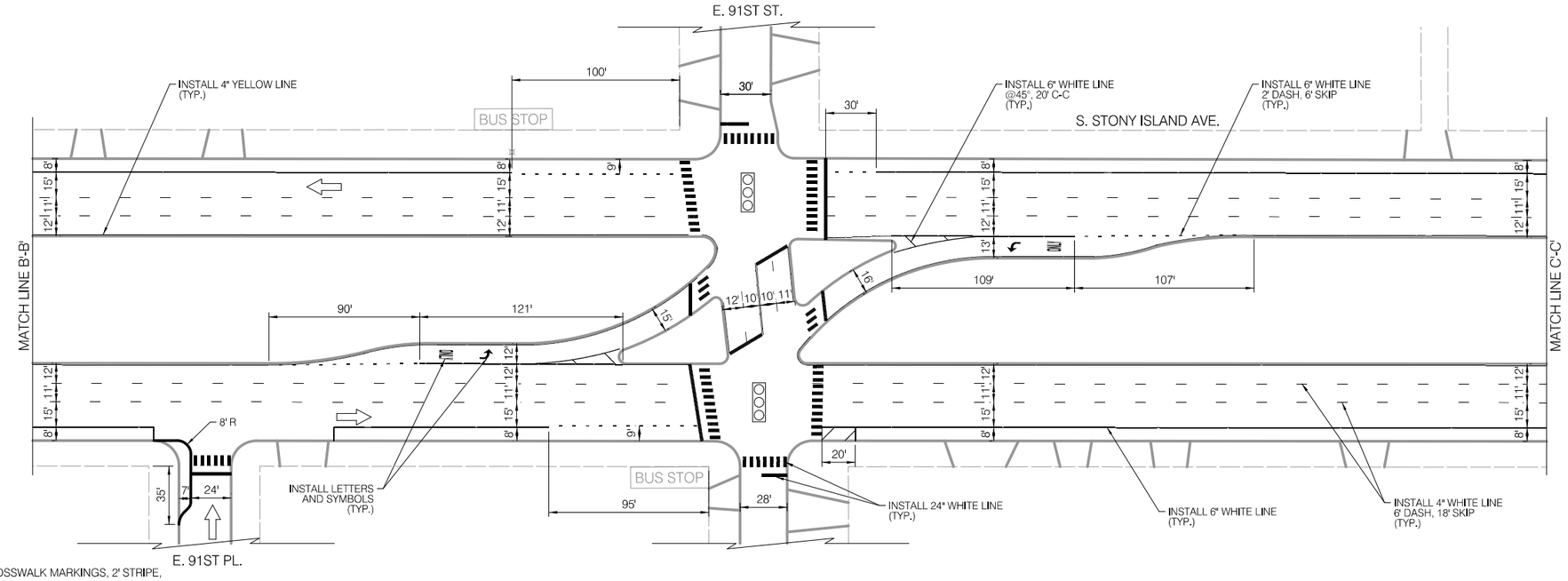

NOTES

1. ALL CROSSWALKS SHALL BE CONTINENTAL CROSSWALK MARKINGS, 2' STRIPE, 4' C-C AND 6' WIDE UNLESS NOTED OTHERWISE ON THE PLANS
2. ALL PAVEMENT MARKING INSTALLED ARE TO BE THERMOPLASTIC UNLESS OTHERWISE NOTED. SEE PAVEMENT MARKING DETAIL SHEETS FOR ALL OTHER LAYOUT INFORMATION

LEGEND

- SIGNALIZED INTERSECTION
- ALL-WAY STOP
- ONE-WAY STREET

CDOT
CHICAGO DEPARTMENT OF TRANSPORTATION

REVISIONS

NO.	BY	DATE	DESCRIPTION

CITY OF CHICAGO
DEPARTMENT OF TRANSPORTATION
DIVISION OF ENGINEERING

2021 ARTERIAL STREET RESURFACING
FAR SOUTH AREA B-7-176

EXISTING AND PROPOSED PLANS

S. STONY ISLAND AVENUE
E. 94TH ST. TO E. 79TH ST.

SCALE: 1" = 40'

SHEET NO. 58

DATE: 4/16/2021

EXISTING CONDITIONS

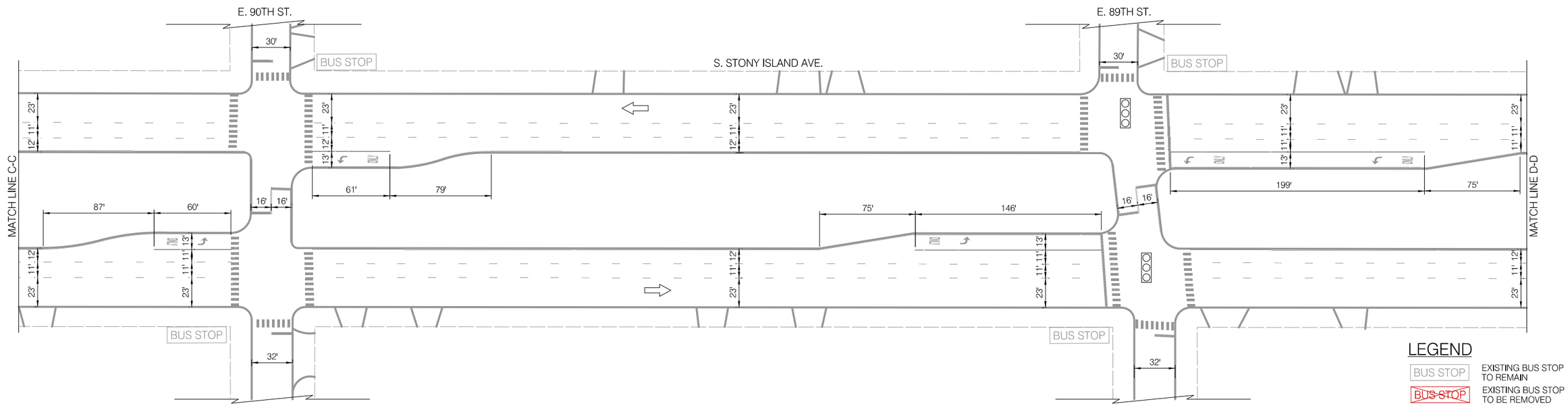

INSTALLATION PLAN

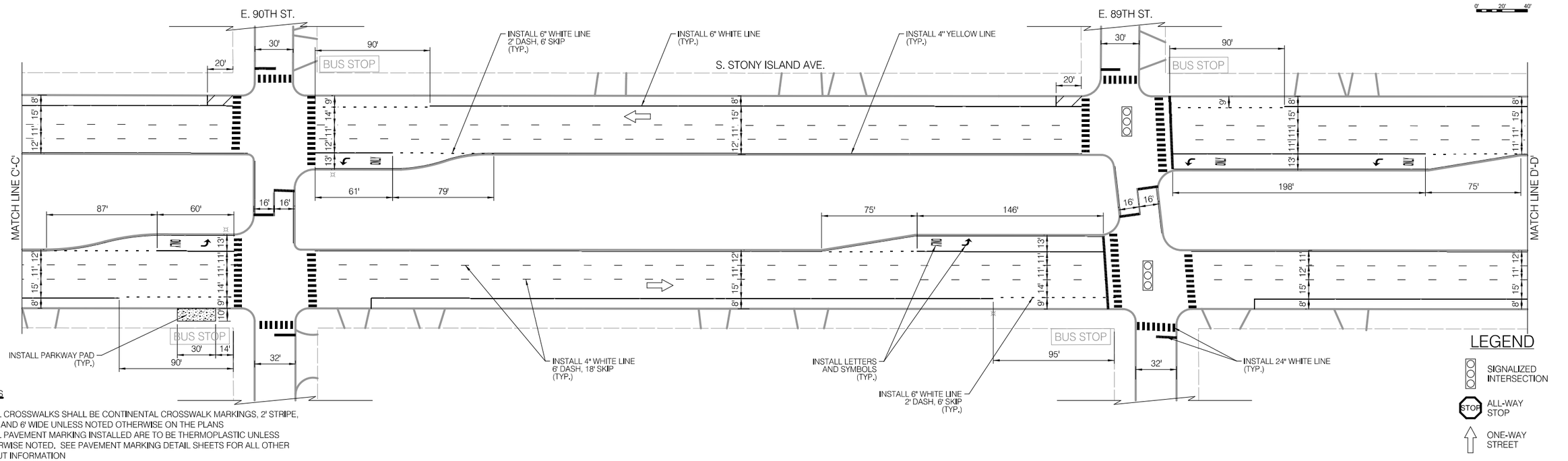

NOTES

1. ALL CROSSWALKS SHALL BE CONTINENTAL CROSSWALK MARKINGS, 2' STRIPE, 4' C-C AND 6' WIDE UNLESS NOTED OTHERWISE ON THE PLANS
2. ALL PAVEMENT MARKING INSTALLED ARE TO BE THERMOPLASTIC UNLESS OTHERWISE NOTED. SEE PAVEMENT MARKING DETAIL SHEETS FOR ALL OTHER LAYOUT INFORMATION

CDOT
CHICAGO DEPARTMENT OF TRANSPORTATION

REVISIONS

NO.	BY	DATE	DESCRIPTION

CITY OF CHICAGO
DEPARTMENT OF TRANSPORTATION
DIVISION OF ENGINEERING

2021 ARTERIAL STREET RESURFACING
FAR SOUTH AREA B-7-176

EXISTING AND PROPOSED PLANS

S. STONY ISLAND AVENUE
E. 94TH ST. TO E. 79TH ST.

SCALE: 1" = 40'

SHEET NO. 59

DATE: 4/16/2021

EXISTING CONDITIONS

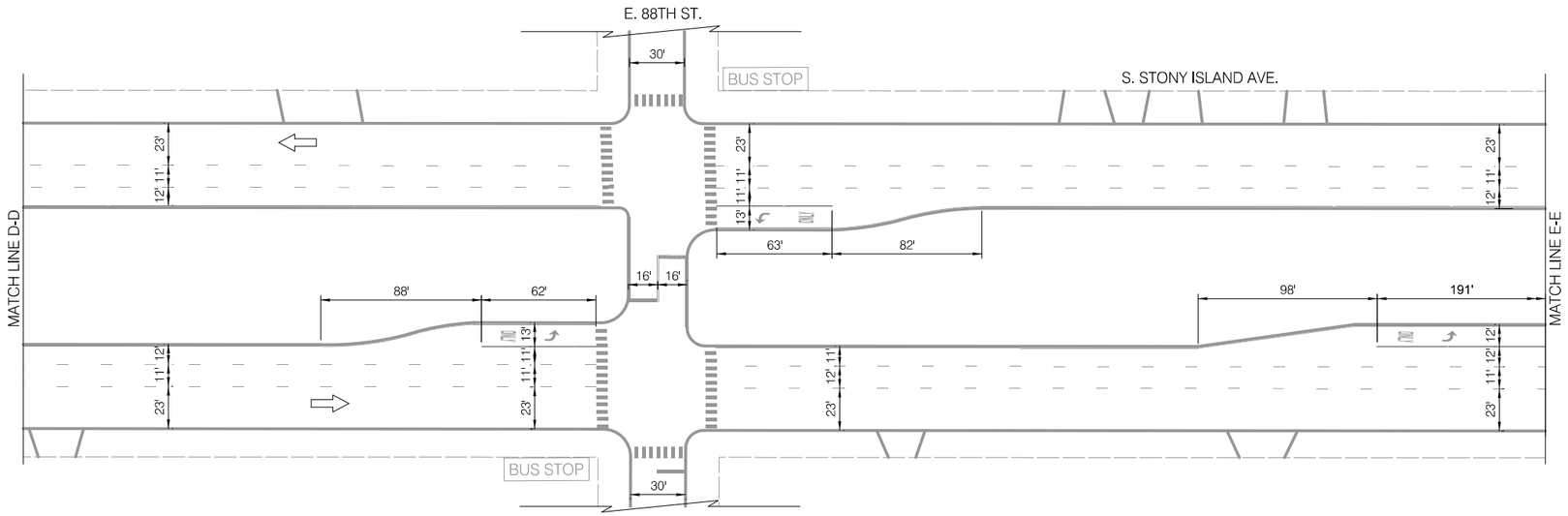

LEGEND

BUS STOP	EXISTING BUS STOP TO REMAIN
~~BUS STOP~~	EXISTING BUS STOP TO BE REMOVED
BUS STOP	PROPOSED BUS STOP

INSTALLATION PLAN

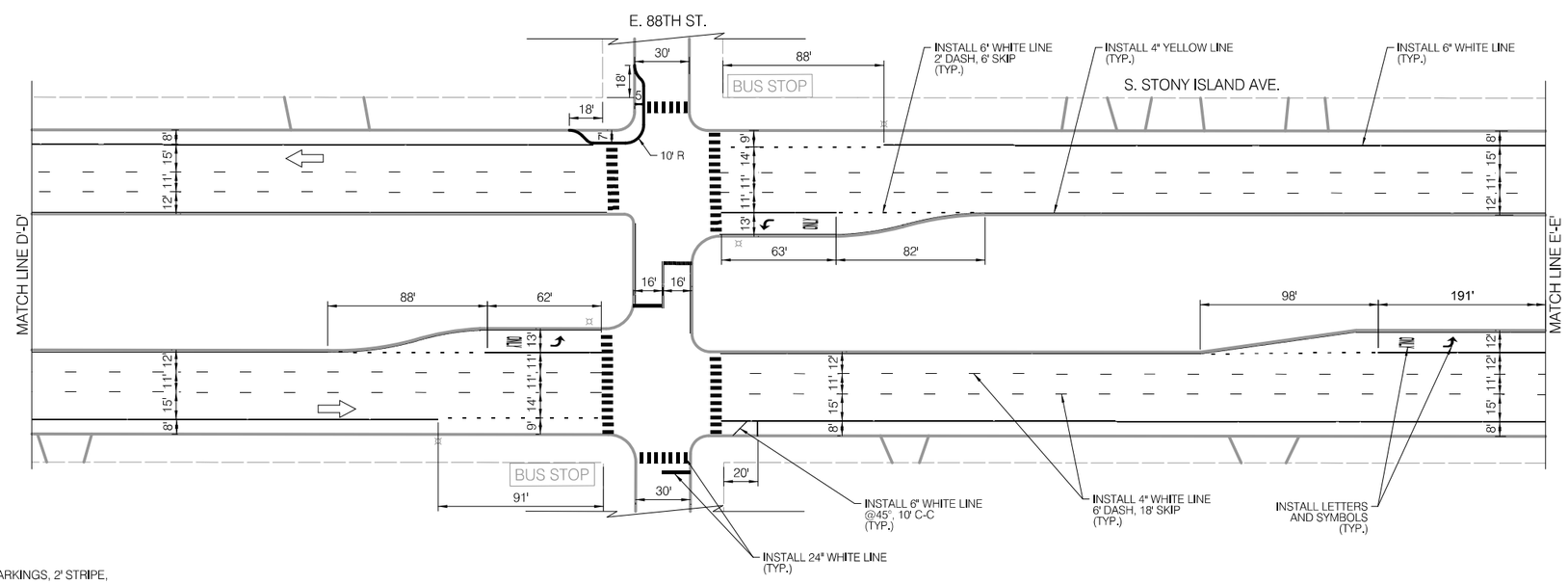

LEGEND

- SIGNALIZED INTERSECTION
- ALL-WAY STOP
- ONE-WAY STREET

NOTES

1. ALL CROSSWALKS SHALL BE CONTINENTAL CROSSWALK MARKINGS, 2' STRIPE, 4' C-C AND 6' WIDE UNLESS NOTED OTHERWISE ON THE PLANS
2. ALL PAVEMENT MARKING INSTALLED ARE TO BE THERMOPLASTIC UNLESS OTHERWISE NOTED. SEE PAVEMENT MARKING DETAIL SHEETS FOR ALL OTHER LAYOUT INFORMATION

CDOT CHICAGO DEPARTMENT OF TRANSPORTATION

REVISIONS

NO.	BY	DATE	DESCRIPTION

CITY OF CHICAGO
DEPARTMENT OF TRANSPORTATION
DIVISION OF ENGINEERING

2021 ARTERIAL STREET RESURFACING
FAR SOUTH AREA B-7-176

EXISTING AND PROPOSED PLANS

S. STONY ISLAND AVENUE
E. 94TH ST. TO E. 79TH ST.

SCALE: 1" = 40'

SHEET NO. 60

DATE: 4/16/2021

EXISTING CONDITIONS

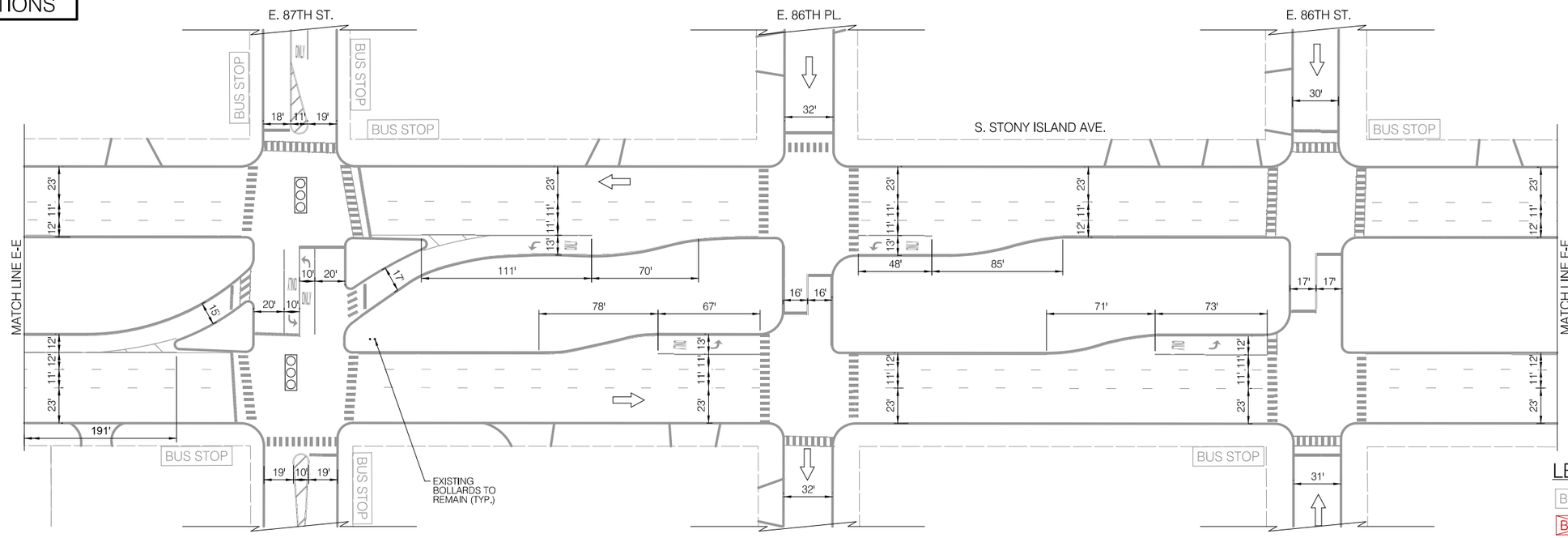

LEGEND

- BUS STOP — EXISTING BUS STOP TO REMAIN
- ~~BUS STOP~~ — EXISTING BUS STOP TO BE REMOVED
- BUS STOP — PROPOSED BUS STOP

INSTALLATION PLAN

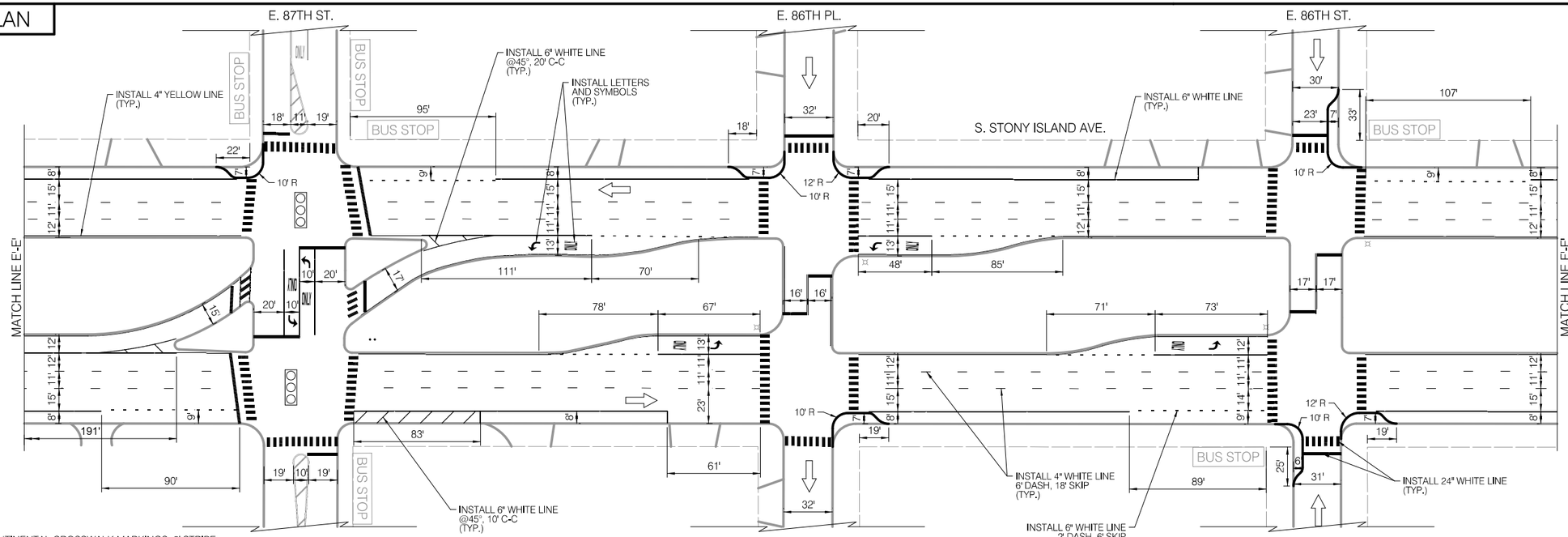

LEGEND

- SIGNALIZED INTERSECTION
- ALL-WAY STOP
- ONE-WAY STREET

NOTES

1. ALL CROSSWALKS SHALL BE CONTINENTAL CROSSWALK MARKINGS, 2' STRIPE, 4' C-C AND 6' WIDE UNLESS NOTED OTHERWISE ON THE PLANS
2. ALL PAVEMENT MARKING INSTALLED ARE TO BE THERMOPLASTIC UNLESS OTHERWISE NOTED. SEE PAVEMENT MARKING DETAIL SHEETS FOR ALL OTHER LAYOUT INFORMATION

CDOT CHICAGO DEPARTMENT OF TRANSPORTATION

REVISIONS			
NO.	BY	DATE	DESCRIPTION

CITY OF CHICAGO
DEPARTMENT OF TRANSPORTATION
DIVISION OF ENGINEERING

2021 ARTERIAL STREET RESURFACING
FAR SOUTH AREA B-7-176

EXISTING AND PROPOSED PLANS

S. STONY ISLAND AVENUE
E. 94TH ST. TO E. 79TH ST.

SCALE: 1" = 40'

SHEET NO. 61

DATE: 4/16/2021

EXISTING CONDITIONS

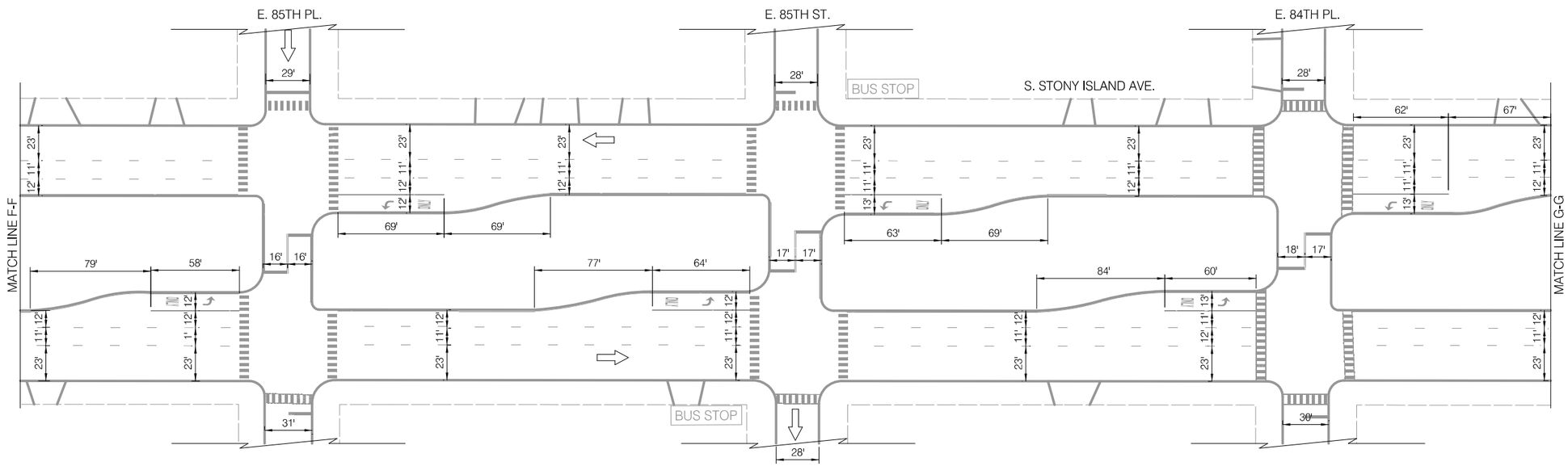

LEGEND

BUS STOP	EXISTING BUS STOP TO REMAIN
~~BUS STOP~~	EXISTING BUS STOP TO BE REMOVED
BUS STOP	PROPOSED BUS STOP

INSTALLATION PLAN

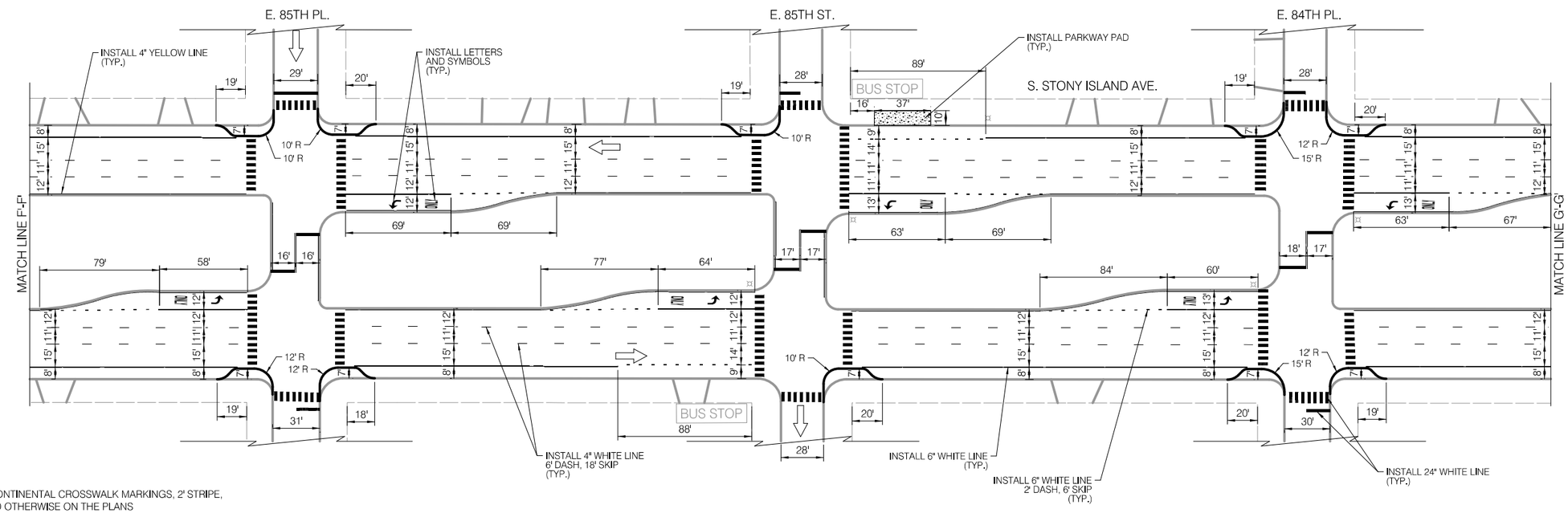

NOTES

1. ALL CROSSWALKS SHALL BE CONTINENTAL CROSSWALK MARKINGS, 2' STRIPE, 4' C-C AND 6' WIDE UNLESS NOTED OTHERWISE ON THE PLANS
2. ALL PAVEMENT MARKING INSTALLED ARE TO BE THERMOPLASTIC UNLESS OTHERWISE NOTED. SEE PAVEMENT MARKING DETAIL SHEETS FOR ALL OTHER LAYOUT INFORMATION

LEGEND

- SIGNALIZED INTERSECTION
- ALL-WAY STOP
- ONE-WAY STREET

CDOT
CHICAGO DEPARTMENT OF TRANSPORTATION

REVISIONS

NO.	BY	DATE	DESCRIPTION

CITY OF CHICAGO
DEPARTMENT OF TRANSPORTATION
DIVISION OF ENGINEERING

2021 ARTERIAL STREET RESURFACING
FAR SOUTH AREA B-7-176

EXISTING AND PROPOSED PLANS

S. STONY ISLAND AVENUE
E. 94TH ST. TO E. 79TH ST.

SCALE: 1" = 40'

SHEET NO. 62

DATE: 4/16/2021

EXISTING CONDITIONS

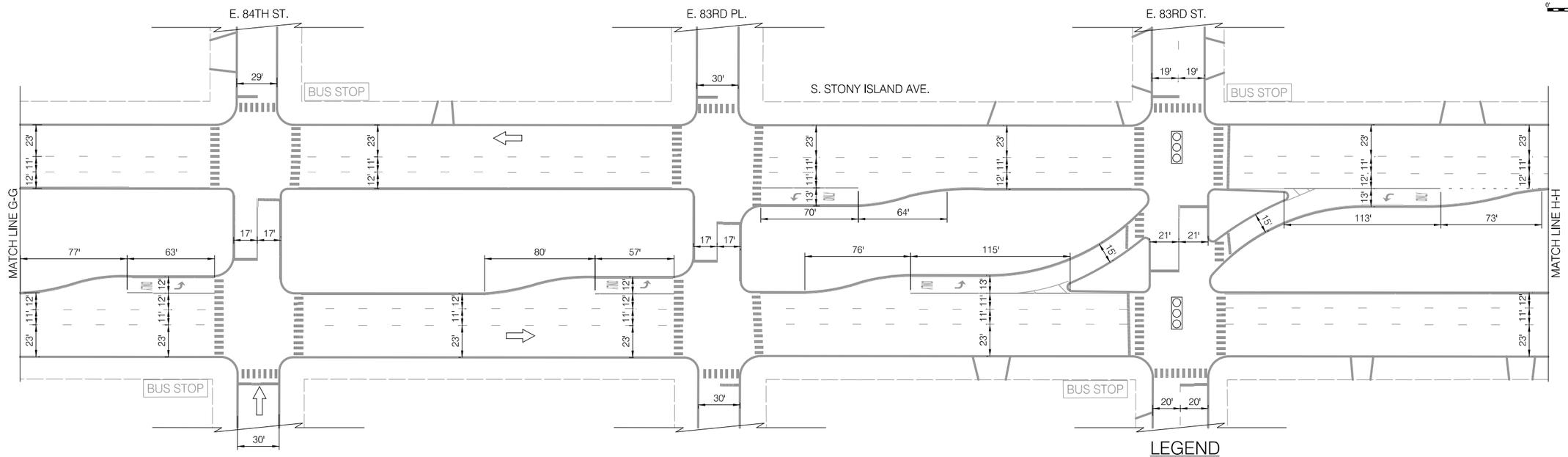

LEGEND

BUS STOP	EXISTING BUS STOP TO REMAIN
~~BUS STOP~~	EXISTING BUS STOP TO BE REMOVED
BUS STOP	PROPOSED BUS STOP

INSTALLATION PLAN

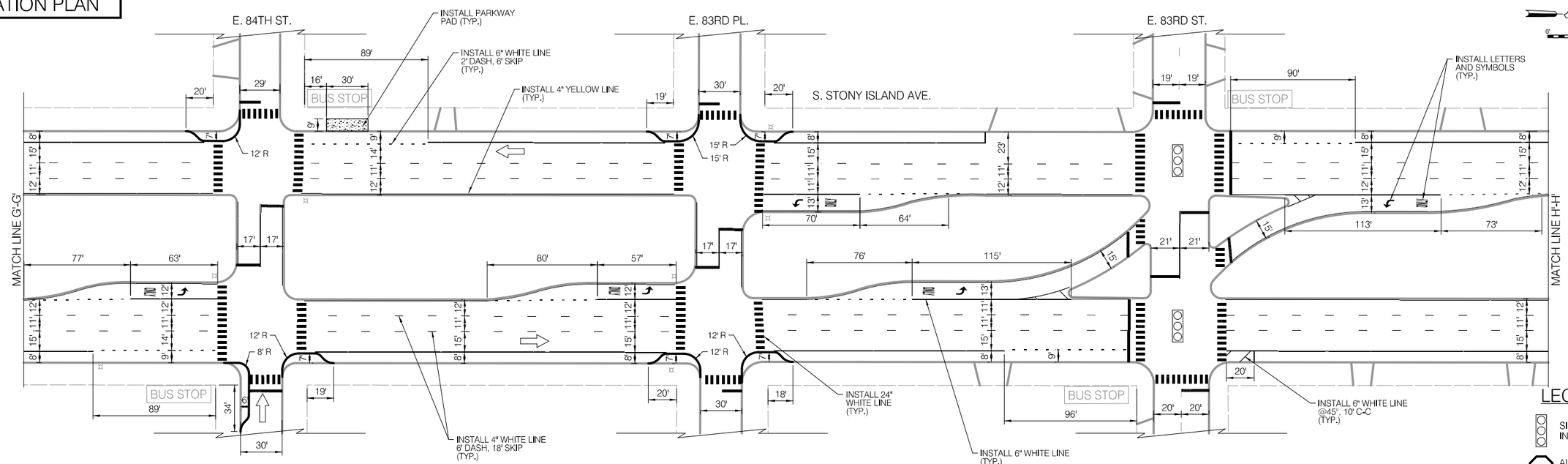

NOTES

1. ALL CROSSWALKS SHALL BE CONTINENTAL CROSSWALK MARKINGS, 2' STRIPE, 4' C-C AND 6' WIDE UNLESS NOTED OTHERWISE ON THE PLANS
2. ALL PAVEMENT MARKING INSTALLED ARE TO BE THERMOPLASTIC UNLESS OTHERWISE NOTED. SEE PAVEMENT MARKING DETAIL SHEETS FOR ALL OTHER LAYOUT INFORMATION

LEGEND

- SIGNALIZED INTERSECTION
- ALL-WAY STOP
- ONE-WAY STREET

CDOT
CHICAGO DEPARTMENT OF TRANSPORTATION

REVISIONS

NO.	BY	DATE	DESCRIPTION

CITY OF CHICAGO
DEPARTMENT OF TRANSPORTATION
DIVISION OF ENGINEERING

2021 ARTERIAL STREET RESURFACING
FAR SOUTH AREA B-7-176

EXISTING AND PROPOSED PLANS

S. STONY ISLAND AVENUE
E. 94TH ST. TO E. 79TH ST.

SCALE: 1" = 40'

SHEET NO. 63

DATE: 4/16/2021

EXISTING CONDITIONS

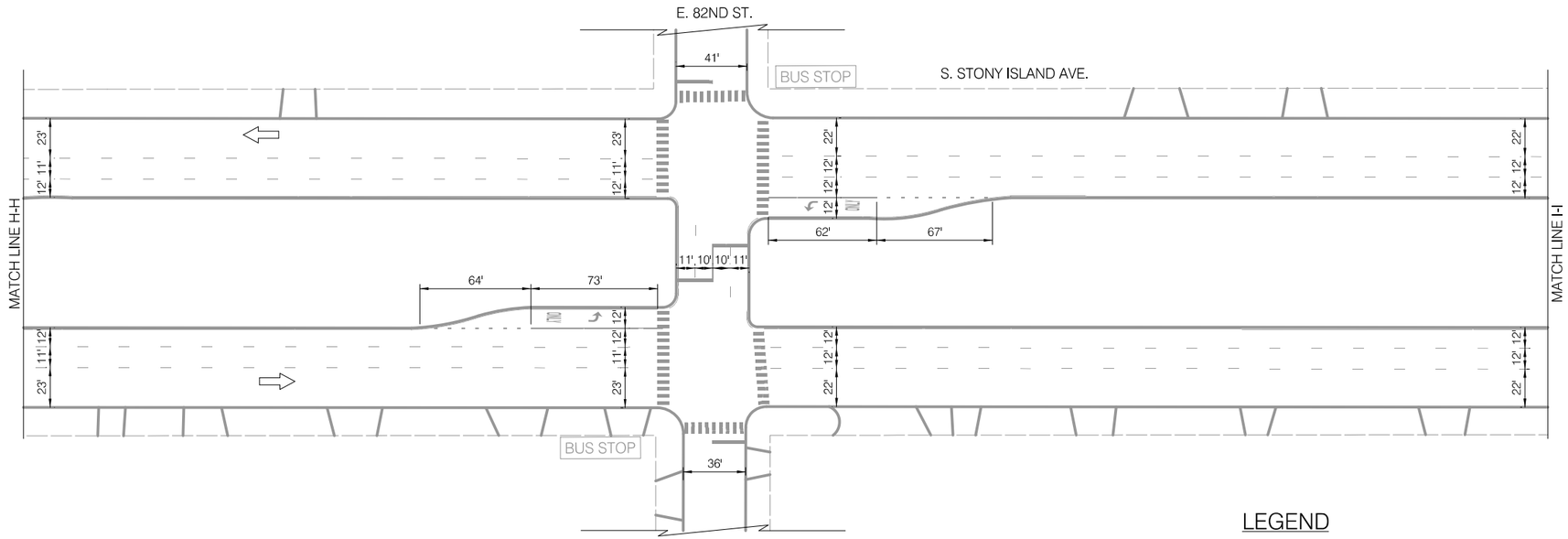

LEGEND

BUS STOP	EXISTING BUS STOP TO REMAIN
~~BUS STOP~~	EXISTING BUS STOP TO BE REMOVED
BUS STOP	PROPOSED BUS STOP

INSTALLATION PLAN

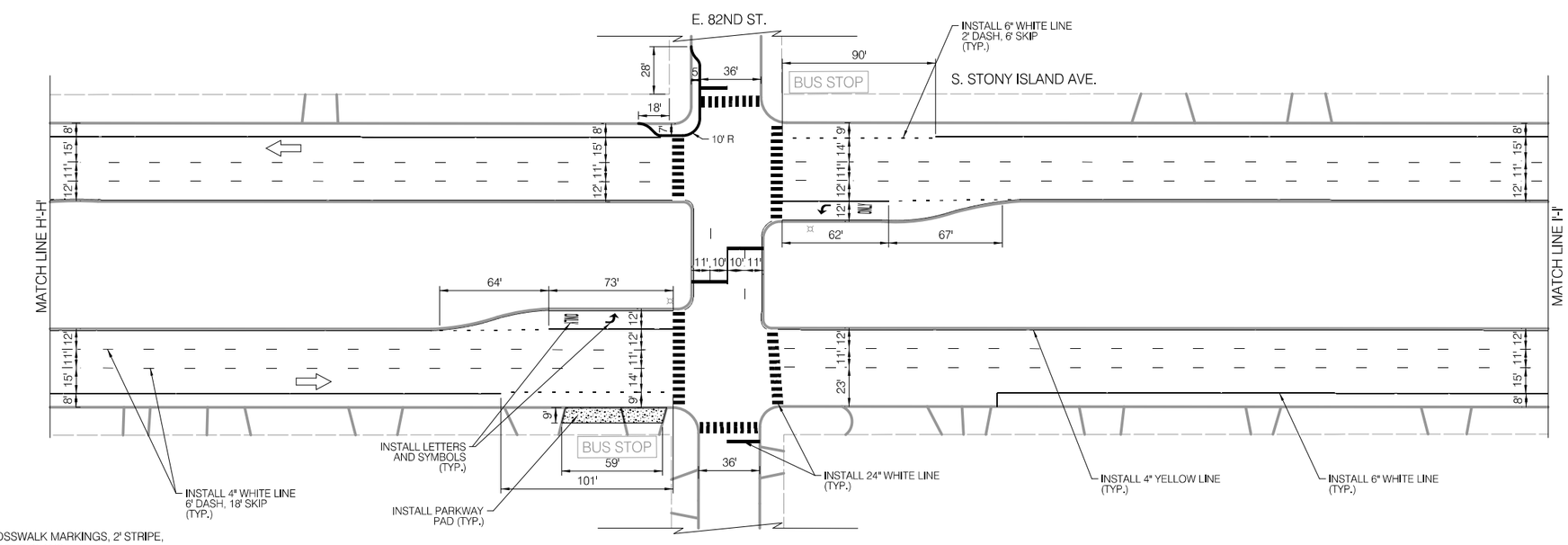

NOTES

1. ALL CROSSWALKS SHALL BE CONTINENTAL CROSSWALK MARKINGS, 2' STRIPE, 4' C-C AND 6' WIDE UNLESS NOTED OTHERWISE ON THE PLANS
2. ALL PAVEMENT MARKING INSTALLED ARE TO BE THERMOPLASTIC UNLESS OTHERWISE NOTED. SEE PAVEMENT MARKING DETAIL SHEETS FOR ALL OTHER LAYOUT INFORMATION

LEGEND

- SIGNALIZED INTERSECTION
- ALL-WAY STOP
- ONE-WAY STREET

CDOT
CHICAGO DEPARTMENT OF TRANSPORTATION

REVISIONS

NO.	BY	DATE	DESCRIPTION

CITY OF CHICAGO
DEPARTMENT OF TRANSPORTATION
DIVISION OF ENGINEERING

2021 ARTERIAL STREET RESURFACING
FAR SOUTH AREA B-7-176

EXISTING AND PROPOSED PLANS

S. STONY ISLAND AVENUE
E. 94TH ST. TO E. 79TH ST.

SCALE: 1" = 40'

SHEET NO. 64

DATE: 4/16/2021

EXISTING CONDITIONS

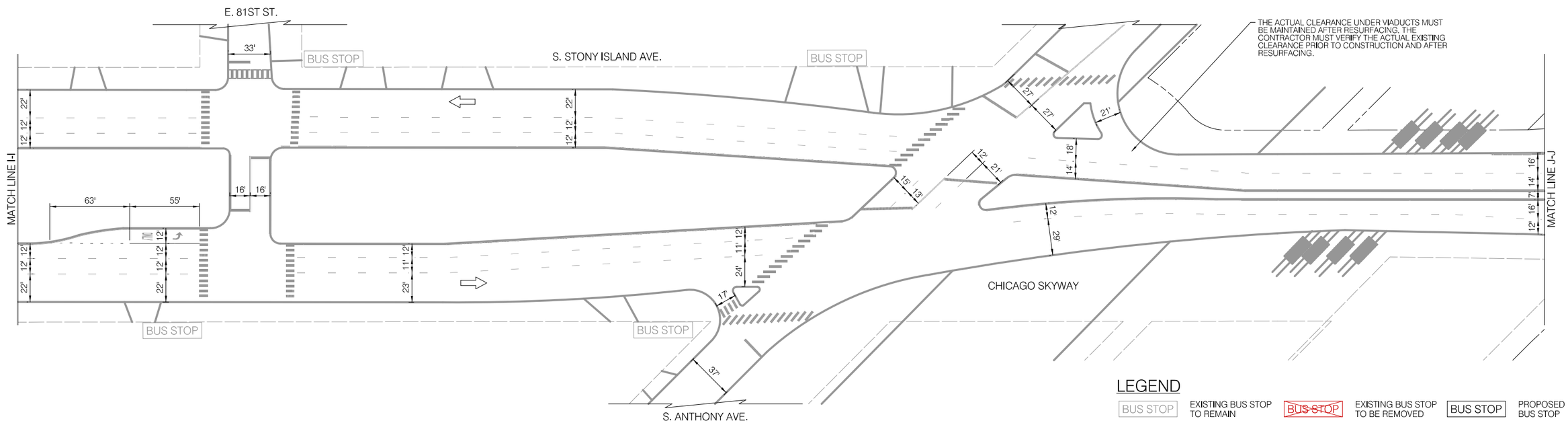

INSTALLATION PLAN

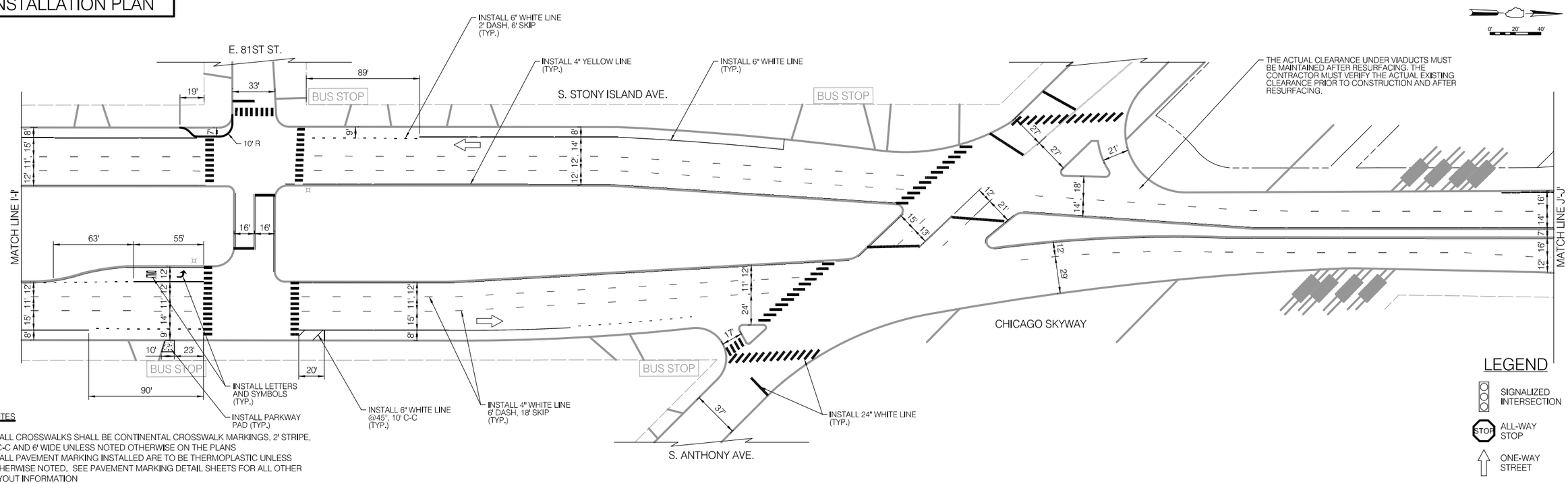

NOTES

1. ALL CROSSWALKS SHALL BE CONTINENTAL CROSSWALK MARKINGS, 2' STRIPE, 4' C-C AND 6' WIDE UNLESS NOTED OTHERWISE ON THE PLANS
2. ALL PAVEMENT MARKING INSTALLED ARE TO BE THERMOPLASTIC UNLESS OTHERWISE NOTED. SEE PAVEMENT MARKING DETAIL SHEETS FOR ALL OTHER LAYOUT INFORMATION

CDOT CHICAGO DEPARTMENT OF TRANSPORTATION

REVISIONS

NO.	BY	DATE	DESCRIPTION

CITY OF CHICAGO
DEPARTMENT OF TRANSPORTATION
DIVISION OF ENGINEERING

2021 ARTERIAL STREET RESURFACING
FAR SOUTH AREA B-7-176

EXISTING AND PROPOSED PLANS

S. STONY ISLAND AVENUE
E. 94TH ST. TO E. 79TH ST.

SCALE: 1" = 40'

SHEET NO. 65

DATE: 4/16/2021

EXISTING CONDITIONS

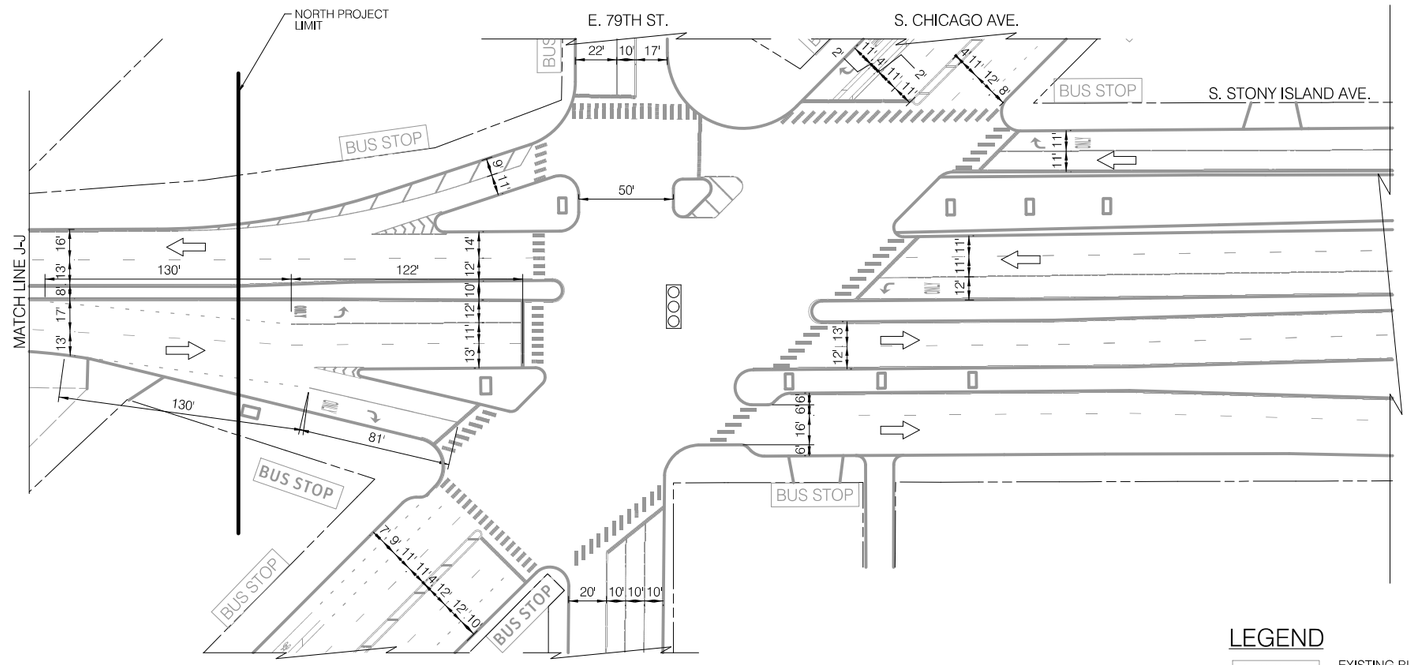

LEGEND

BUS STOP	EXISTING BUS STOP TO REMAIN
~~BUS STOP~~	EXISTING BUS STOP TO BE REMOVED
BUS STOP	PROPOSED BUS STOP

INSTALLATION PLAN

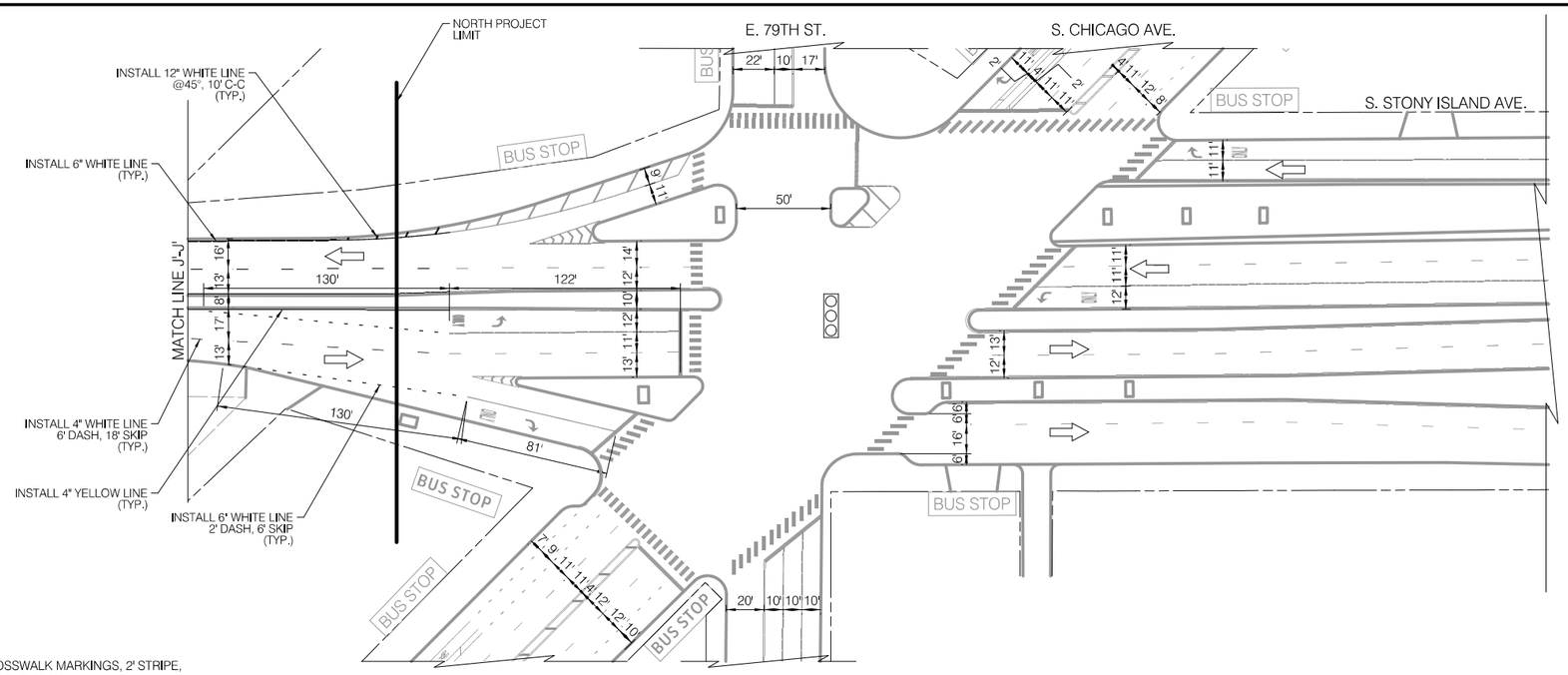

LEGEND

- SIGNALIZED INTERSECTION
- ALL-WAY STOP
- ONE-WAY STREET

NOTES

1. ALL CROSSWALKS SHALL BE CONTINENTAL CROSSWALK MARKINGS, 2' STRIPE, 4' C-C AND 6' WIDE UNLESS NOTED OTHERWISE ON THE PLANS
2. ALL PAVEMENT MARKING INSTALLED ARE TO BE THERMOPLASTIC UNLESS OTHERWISE NOTED. SEE PAVEMENT MARKING DETAIL SHEETS FOR ALL OTHER LAYOUT INFORMATION

CDOT CHICAGO DEPARTMENT OF TRANSPORTATION

REVISIONS

NO.	BY	DATE	DESCRIPTION

CITY OF CHICAGO
DEPARTMENT OF TRANSPORTATION
DIVISION OF ENGINEERING

2021 ARTERIAL STREET RESURFACING
FAR SOUTH AREA B-7-176

EXISTING AND PROPOSED PLANS

S. STONY ISLAND AVENUE
E. 94TH ST. TO E. 79TH ST.

SCALE: 1" = 40'

SHEET NO. 66

DATE: 4/16/2021

EXISTING CONDITIONS

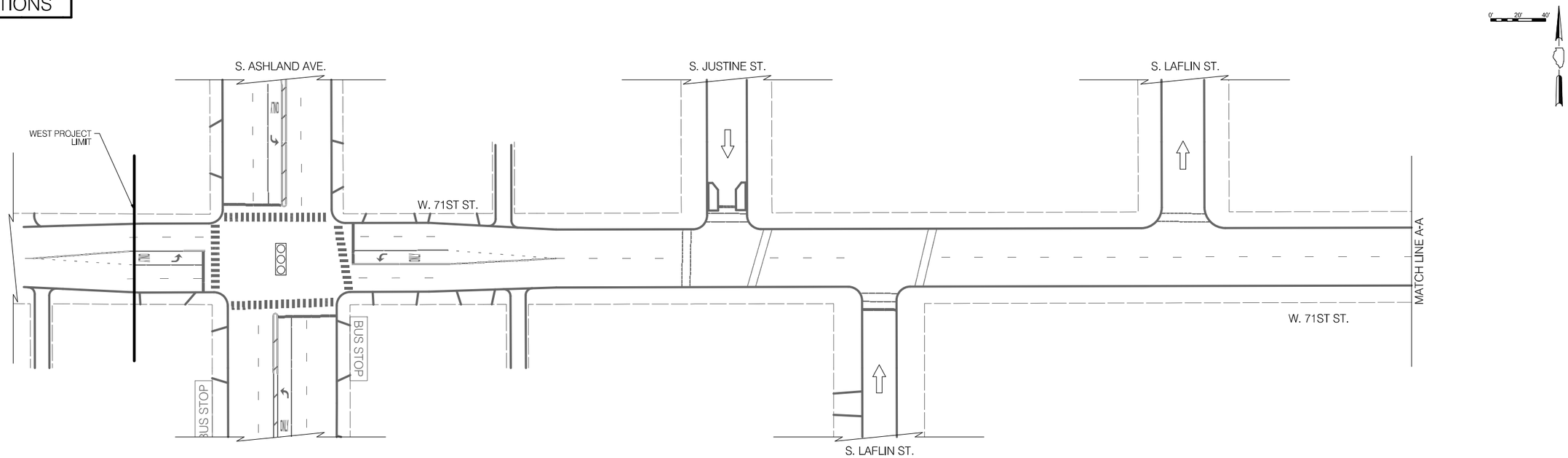

LEGEND

BUS STOP	EXISTING BUS STOP TO REMAIN
~~BUS STOP~~	EXISTING BUS STOP TO BE REMOVED
BUS STOP	PROPOSED BUS STOP

INSTALLATION PLAN

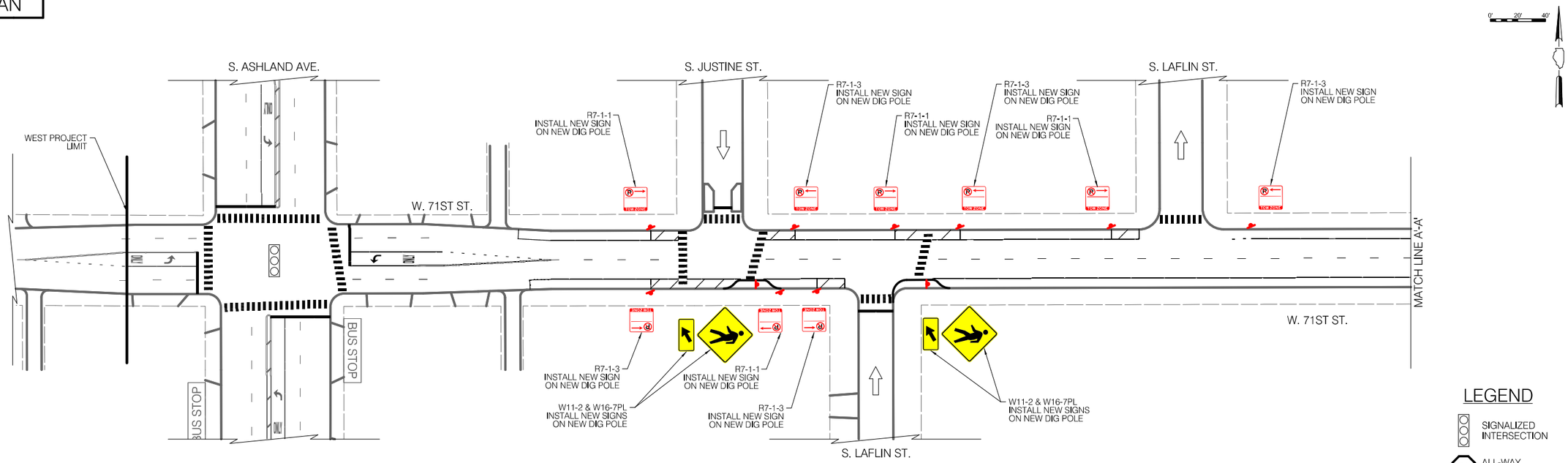

LEGEND

	SIGNALIZED INTERSECTION
STOP	ALL-WAY STOP
	ONE-WAY STREET

CDOT
CHICAGO DEPARTMENT OF TRANSPORTATION

REVISIONS

NO.	BY	DATE	DESCRIPTION

CITY OF CHICAGO
DEPARTMENT OF TRANSPORTATION
DIVISION OF ENGINEERING

2021 ARTERIAL STREET RESURFACING
FAR SOUTH AREA B-7-176

SIGNAGE PLANS

W. 71ST STREET
S. ASHLAND AVE. TO
S. RACINE AVE.

SCALE: 1" = 40'

SHEET NO.
67

DATE: 4/16/2021

EXISTING CONDITIONS

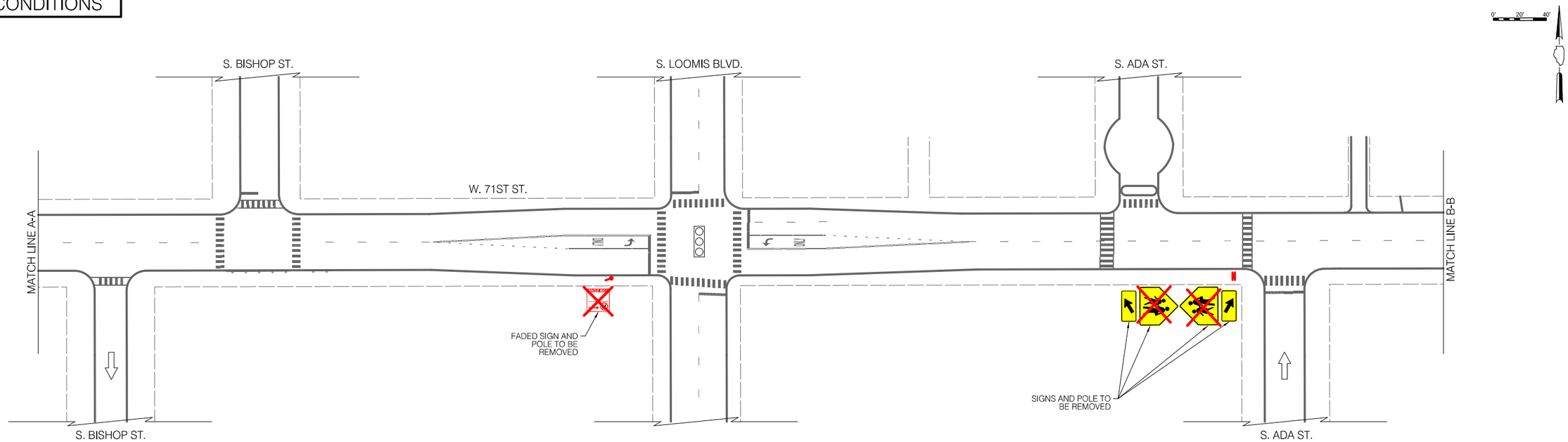

LEGEND

BUS STOP	EXISTING BUS STOP TO REMAIN
~~BUS STOP~~	EXISTING BUS STOP TO BE REMOVED
BUS STOP	PROPOSED BUS STOP

INSTALLATION PLAN

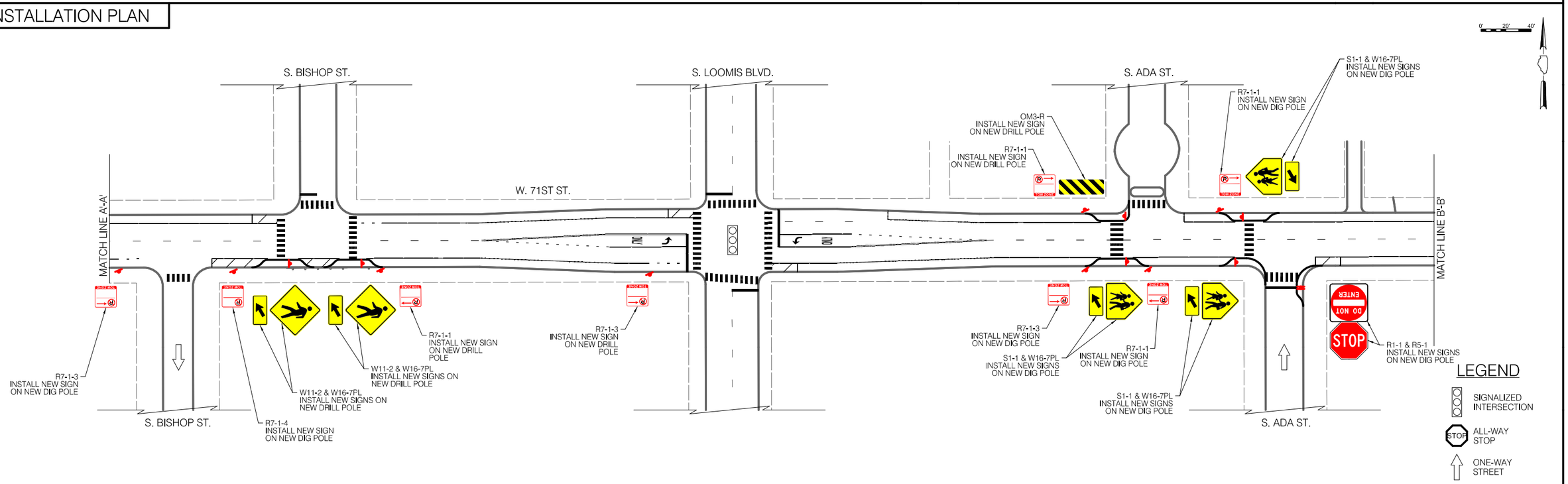

LEGEND

	SIGNALIZED INTERSECTION
STOP	ALL-WAY STOP
	ONE-WAY STREET

CDOT
CHICAGO DEPARTMENT OF TRANSPORTATION

REVISIONS

NO.	BY	DATE	DESCRIPTION

CITY OF CHICAGO
DEPARTMENT OF TRANSPORTATION
DIVISION OF ENGINEERING

2021 ARTERIAL STREET RESURFACING
FAR SOUTH AREA B-7-176

SIGNAGE PLANS

W. 71ST STREET
S. ASHLAND AVE. TO
S. RACINE AVE.

SCALE: 1" = 40'

SHEET NO.
68

DATE: 4/16/2021

EXISTING CONDITIONS

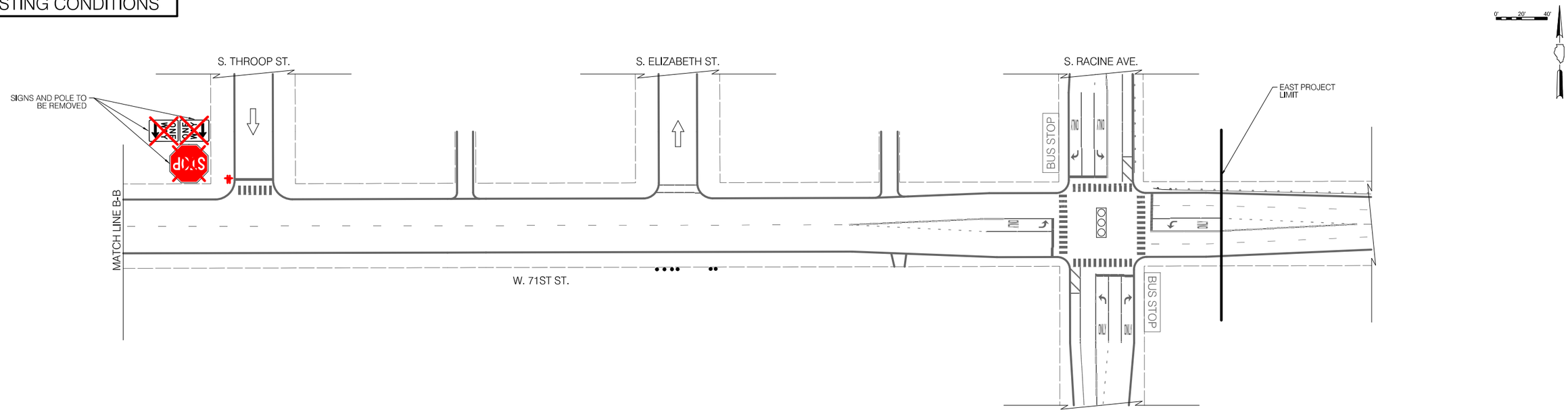

LEGEND

BUS STOP	EXISTING BUS STOP TO REMAIN
~~BUS STOP~~	EXISTING BUS STOP TO BE REMOVED
BUS STOP	PROPOSED BUS STOP

INSTALLATION PLAN

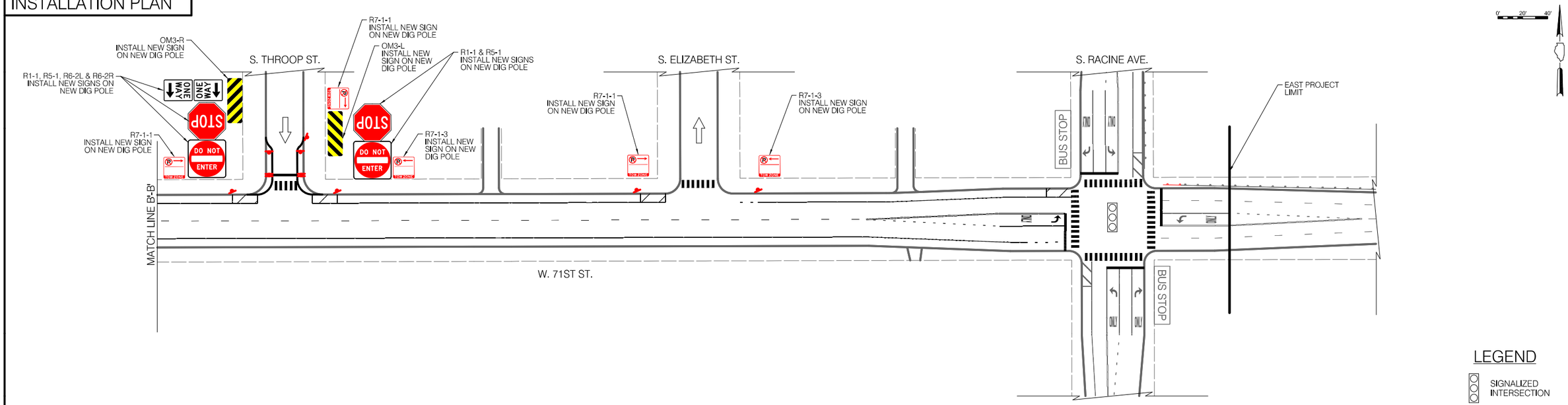

LEGEND

- SIGNALIZED INTERSECTION
- ALL-WAY STOP
- ONE-WAY STREET

CDOT
CHICAGO DEPARTMENT OF TRANSPORTATION

REVISIONS			
NO.	BY	DATE	DESCRIPTION

CITY OF CHICAGO
DEPARTMENT OF TRANSPORTATION
DIVISION OF ENGINEERING

2021 ARTERIAL STREET RESURFACING
FAR SOUTH AREA B-7-176

SIGNAGE PLANS

W. 71ST STREET
S. ASHLAND AVE. TO
S. RACINE AVE.

SCALE: 1" = 40'

SHEET NO.
69

DATE: 4/16/2021

EXISTING CONDITIONS

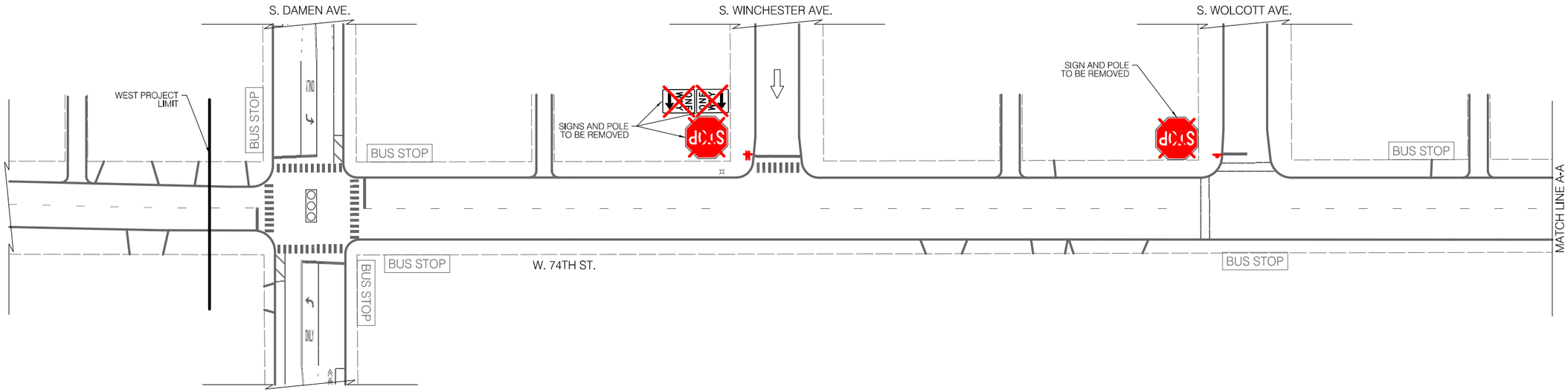

LEGEND

BUS STOP	EXISTING BUS STOP TO REMAIN
~~BUS STOP~~	EXISTING BUS STOP TO BE REMOVED
BUS STOP	PROPOSED BUS STOP

INSTALLATION PLAN

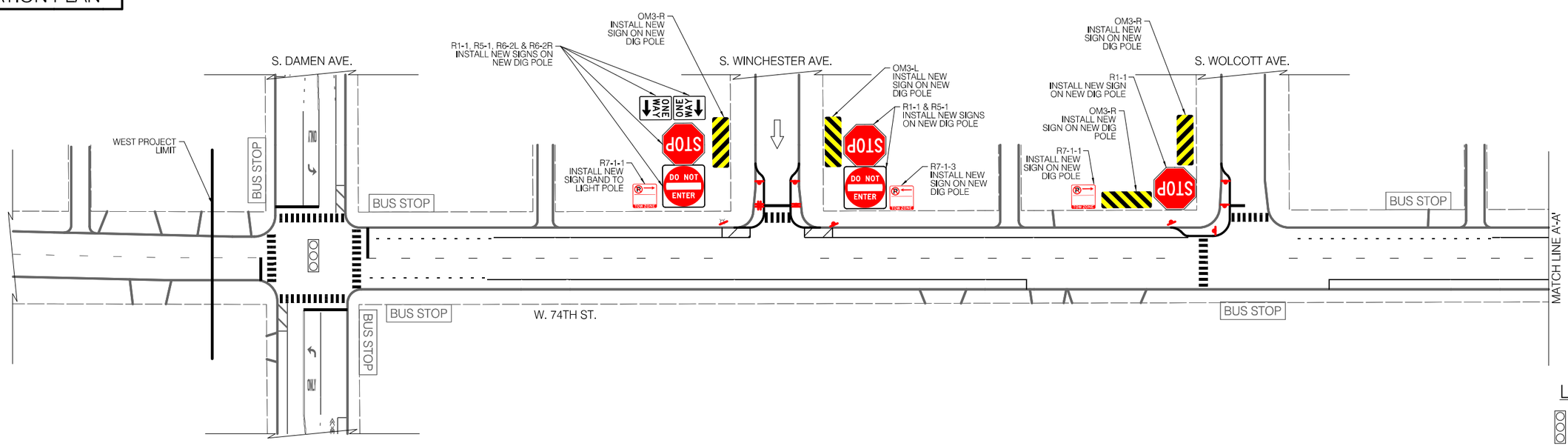

LEGEND

- SIGNALIZED INTERSECTION
- ALL-WAY STOP
- ONE-WAY STREET

CDOT
CHICAGO DEPARTMENT OF TRANSPORTATION

REVISIONS			
NO.	BY	DATE	DESCRIPTION

CITY OF CHICAGO
DEPARTMENT OF TRANSPORTATION
DIVISION OF ENGINEERING

2021 ARTERIAL STREET RESURFACING
FAR SOUTH AREA B-7-176

SIGNAGE PLANS

W. 74TH STREET
S. DAMEN AVE. TO
S. HERMITAGE AVE.

SCALE: 1" = 40'

SHEET NO.
70

DATE: 4/16/2021

EXISTING CONDITIONS

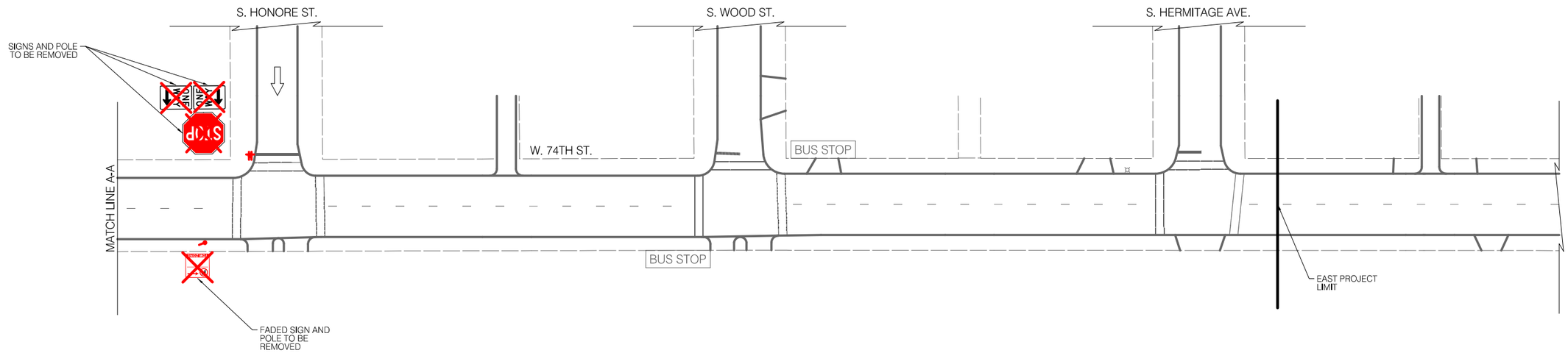

LEGEND

BUS STOP	EXISTING BUS STOP TO REMAIN
~~BUS STOP~~	EXISTING BUS STOP TO BE REMOVED
BUS STOP	PROPOSED BUS STOP

INSTALLATION PLAN

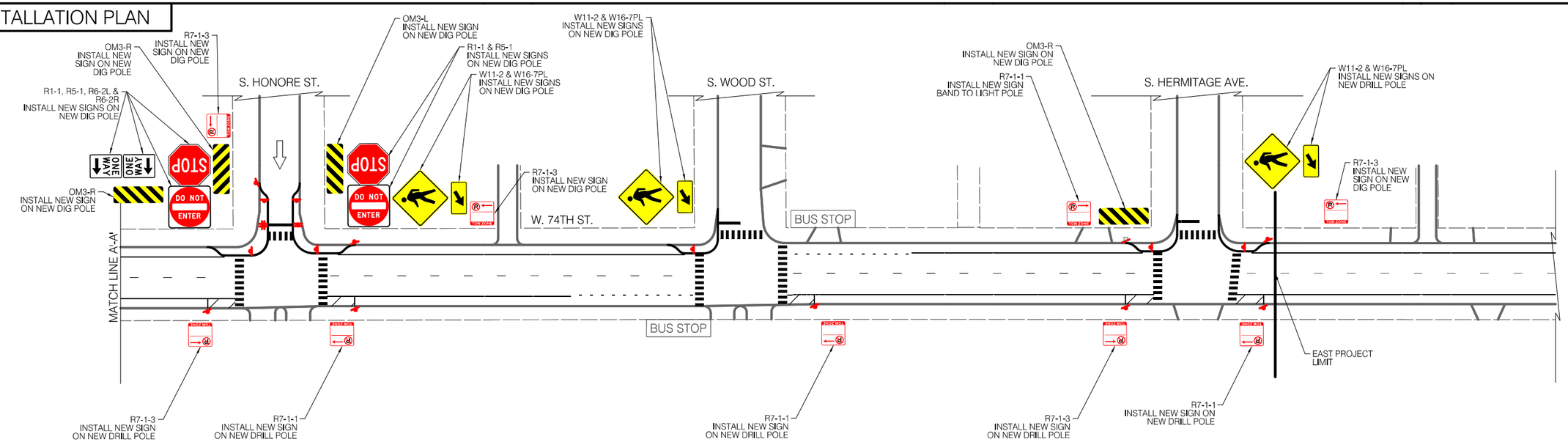

LEGEND

- SIGNALIZED INTERSECTION
- ALL-WAY STOP
- ONE-WAY STREET

CDOT
CHICAGO DEPARTMENT OF TRANSPORTATION

REVISIONS			
NO.	BY	DATE	DESCRIPTION

CITY OF CHICAGO
DEPARTMENT OF TRANSPORTATION
DIVISION OF ENGINEERING

2021 ARTERIAL STREET RESURFACING
FAR SOUTH AREA B-7-176

SIGNAGE PLANS

W. 74TH STREET
S. DAMEN AVE. TO
S. HERMITAGE AVE.

SCALE: 1" = 40'

SHEET NO.
71

DATE: 4/16/2021

EXISTING CONDITIONS

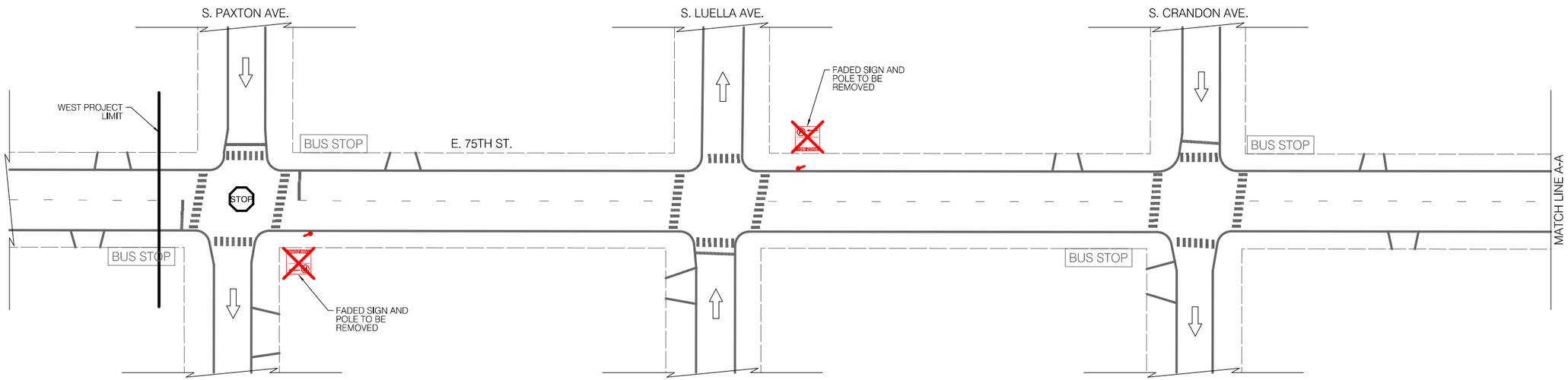

LEGEND

BUS STOP	EXISTING BUS STOP TO REMAIN
~~BUS STOP~~	EXISTING BUS STOP TO BE REMOVED
BUS STOP	PROPOSED BUS STOP

INSTALLATION PLAN

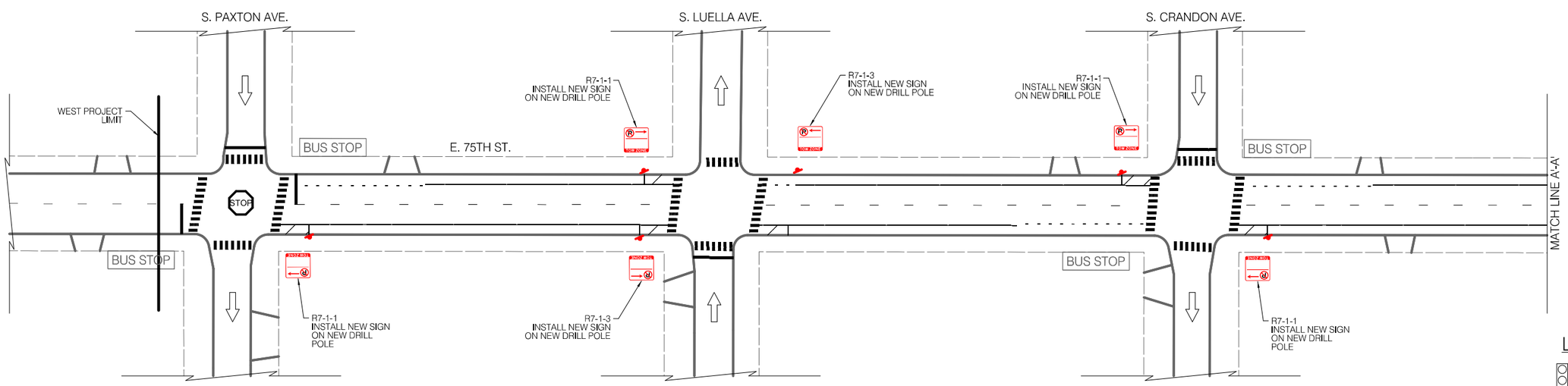

LEGEND

- SIGNALIZED INTERSECTION
- ALL-WAY STOP
- ONE-WAY STREET

CDOT
CHICAGO DEPARTMENT OF TRANSPORTATION

REVISIONS

NO.	BY	DATE	DESCRIPTION

CITY OF CHICAGO
DEPARTMENT OF TRANSPORTATION
DIVISION OF ENGINEERING

2021 ARTERIAL STREET RESURFACING
FAR SOUTH AREA B-7-176

SIGNAGE PLANS

E. 75TH STREET
S. PAXTON AVE. TO
S. EXCHANGE AVE.

SCALE: 1" = 40'

SHEET NO.
72

DATE: 4/16/2021

EXISTING CONDITIONS

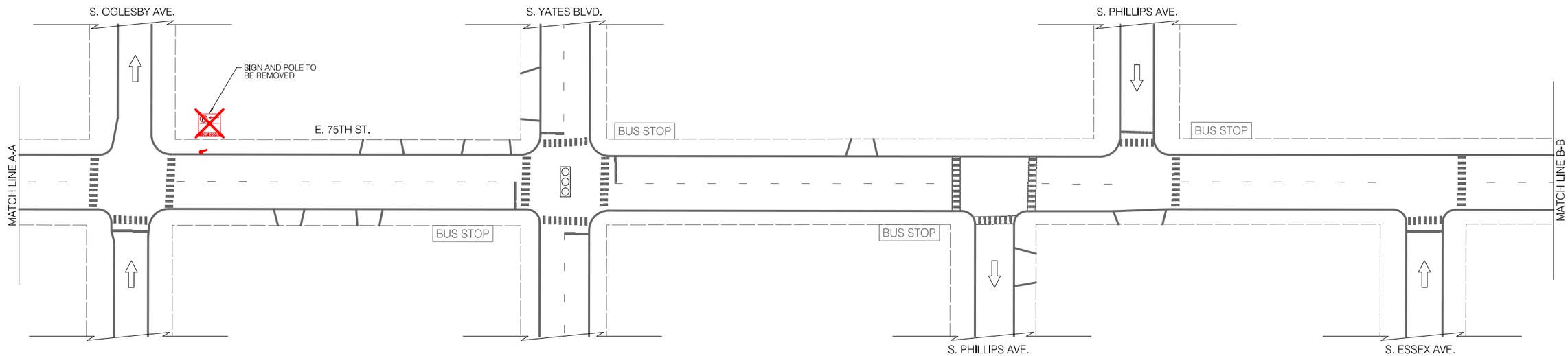

LEGEND

BUS STOP	EXISTING BUS STOP TO REMAIN
~~BUS STOP~~	EXISTING BUS STOP TO BE REMOVED
BUS STOP	PROPOSED BUS STOP

INSTALLATION PLAN

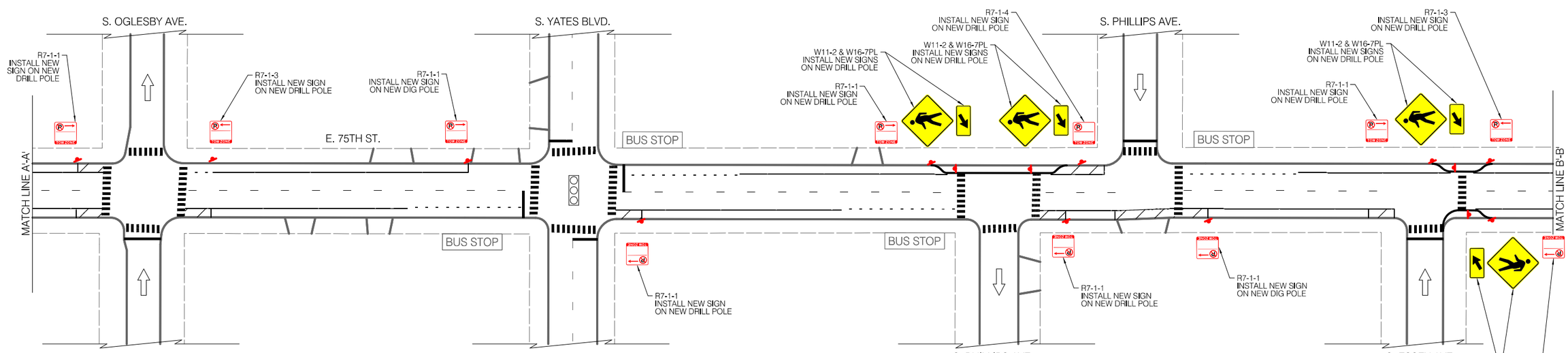

LEGEND

SIGNALIZED INTERSECTION	
STOP	ALL-WAY STOP
	ONE-WAY STREET

CDOT
CHICAGO DEPARTMENT OF TRANSPORTATION

REVISIONS

NO.	BY	DATE	DESCRIPTION

CITY OF CHICAGO
DEPARTMENT OF TRANSPORTATION
DIVISION OF ENGINEERING

2021 ARTERIAL STREET RESURFACING
FAR SOUTH AREA B-7-176

SIGNAGE PLANS

E. 75TH STREET
S. PAXTON AVE. TO
S. EXCHANGE AVE.

SCALE: 1" = 40'

SHEET NO.
73

DATE: 4/16/2021

EXISTING CONDITIONS

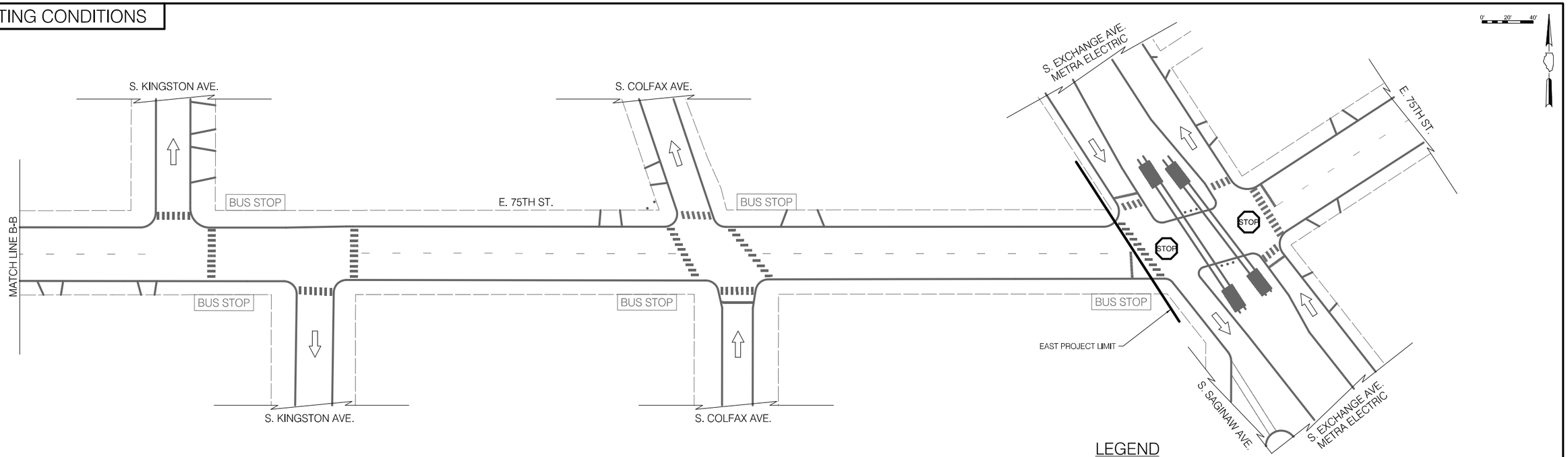

LEGEND

BUS STOP	EXISTING BUS STOP TO REMAIN
~~BUS STOP~~	EXISTING BUS STOP TO BE REMOVED
BUS STOP	PROPOSED BUS STOP

INSTALLATION PLAN

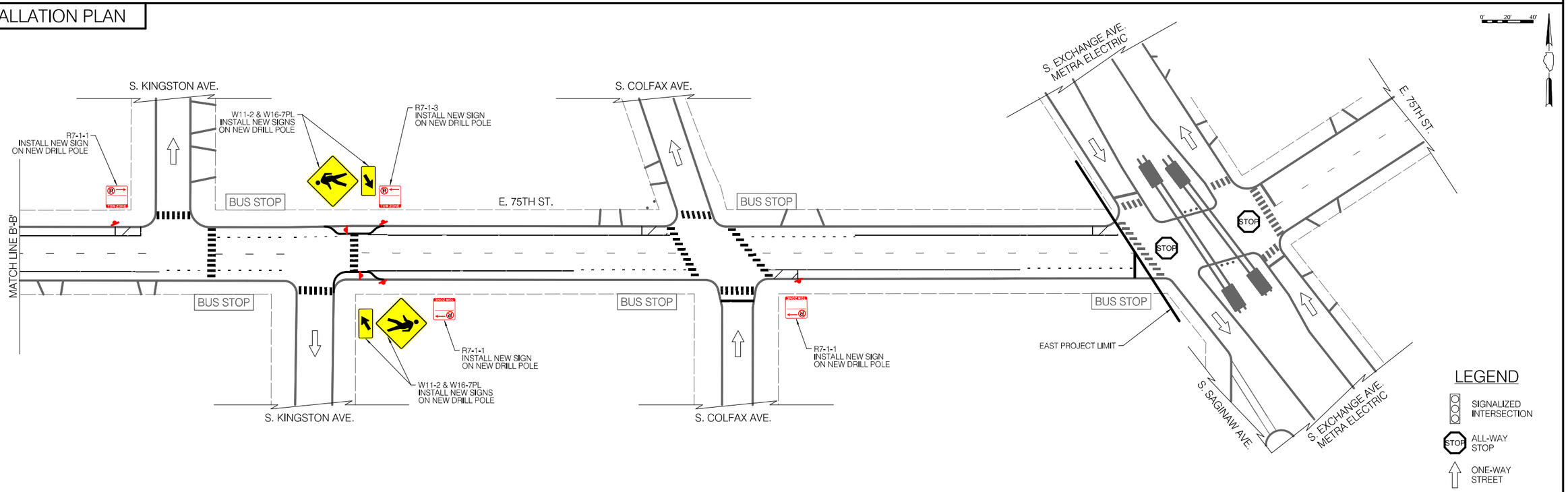

LEGEND

	SIGNALIZED INTERSECTION
STOP	ALL-WAY STOP
	ONE-WAY STREET

CDOT
CHICAGO DEPARTMENT OF TRANSPORTATION

REVISIONS

NO.	BY	DATE	DESCRIPTION

CITY OF CHICAGO
DEPARTMENT OF TRANSPORTATION
DIVISION OF ENGINEERING

2021 ARTERIAL STREET RESURFACING
FAR SOUTH AREA B-7-176

SIGNAGE PLANS

E. 75TH STREET
S. PAXTON AVE. TO
S. EXCHANGE AVE.

SCALE: 1" = 40'

SHEET NO.
74

DATE: 4/16/2021

EXISTING CONDITIONS

NO SIGNAGE DESIGN IMPACTED ON THIS SHEET

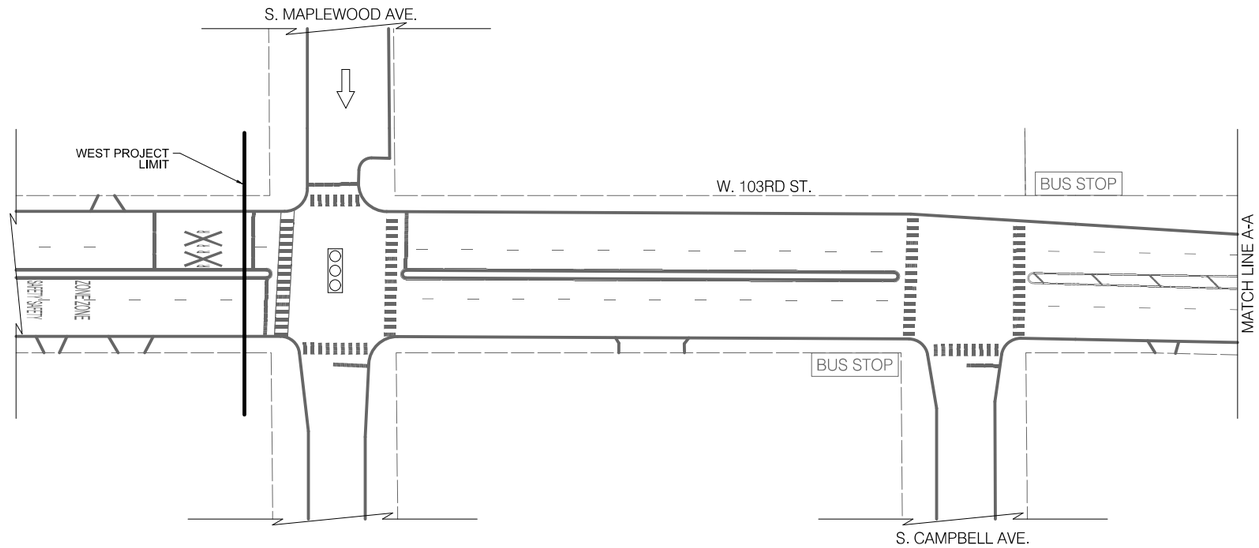

LEGEND

BUS STOP	EXISTING BUS STOP TO REMAIN
~~BUS STOP~~	EXISTING BUS STOP TO BE REMOVED
BUS STOP	PROPOSED BUS STOP

INSTALLATION PLAN

NO SIGNAGE DESIGN IMPACTED ON THIS SHEET

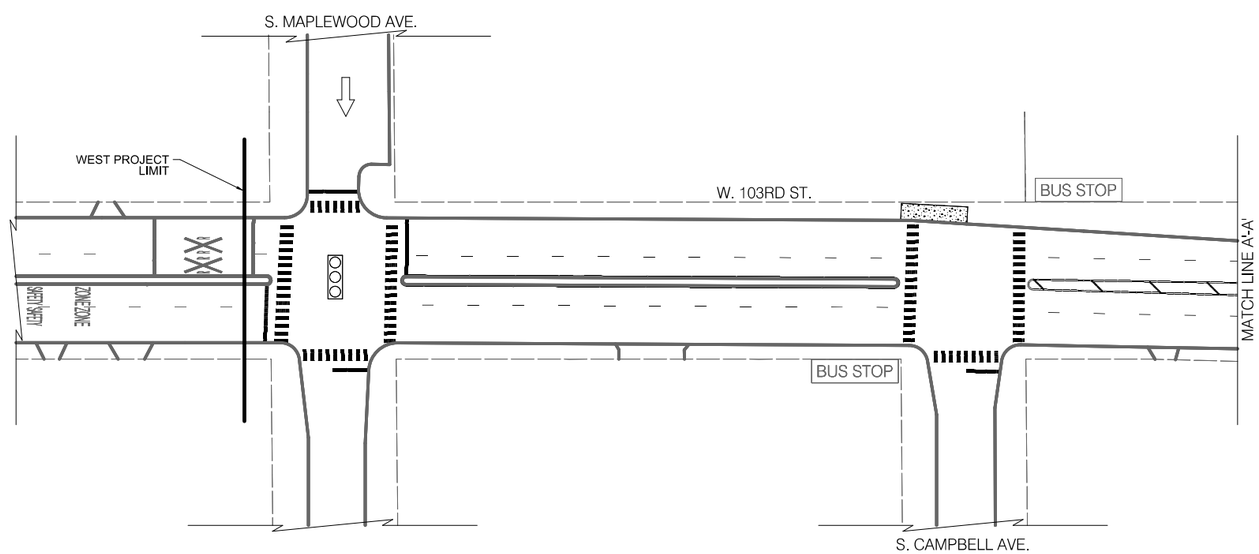

LEGEND

- SIGNALIZED INTERSECTION
- ALL-WAY STOP
- ONE-WAY STREET

CDOT
CHICAGO DEPARTMENT OF TRANSPORTATION

REVISIONS			
NO.	BY	DATE	DESCRIPTION

CITY OF CHICAGO
DEPARTMENT OF TRANSPORTATION
DIVISION OF ENGINEERING

2021 ARTERIAL STREET RESURFACING
FAR SOUTH AREA B-7-176

SIGNAGE PLANS

W 103RD STREET
S. MAPLEWOOD AVE. TO
S. WESTERN AVE.

SCALE: 1" = 40'

SHEET NO.
75

DATE: 4/16/2021

EXISTING CONDITIONS

NO SIGNAGE DESIGN IMPACTED ON THIS SHEET

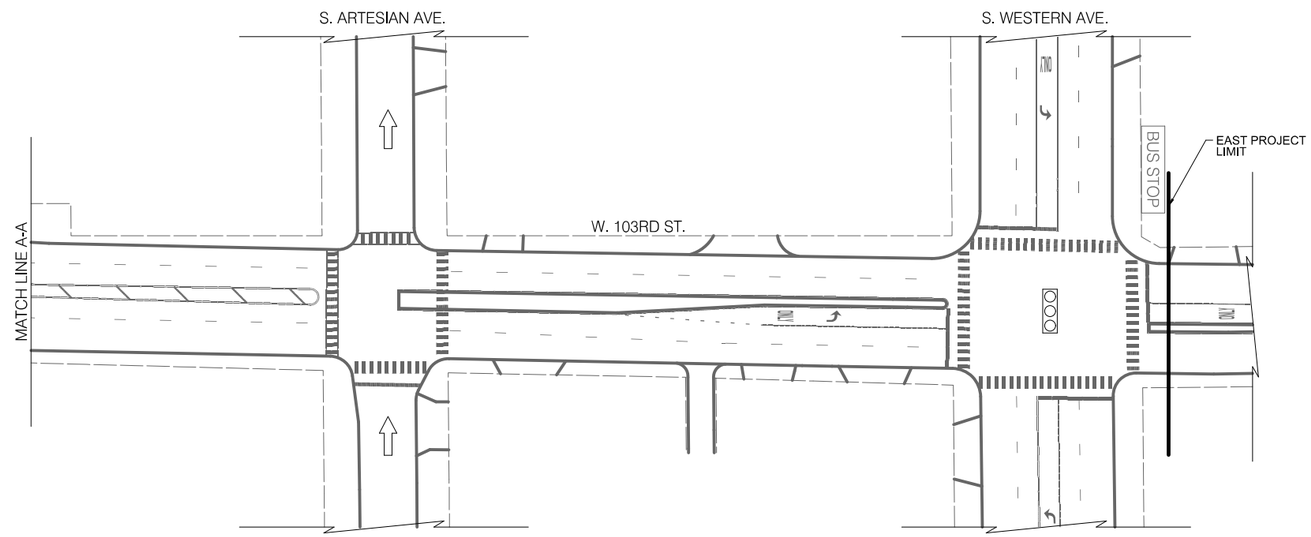

LEGEND

BUS STOP	EXISTING BUS STOP TO REMAIN
~~BUS STOP~~	EXISTING BUS STOP TO BE REMOVED
BUS STOP	PROPOSED BUS STOP

INSTALLATION PLAN

NO SIGNAGE DESIGN IMPACTED ON THIS SHEET

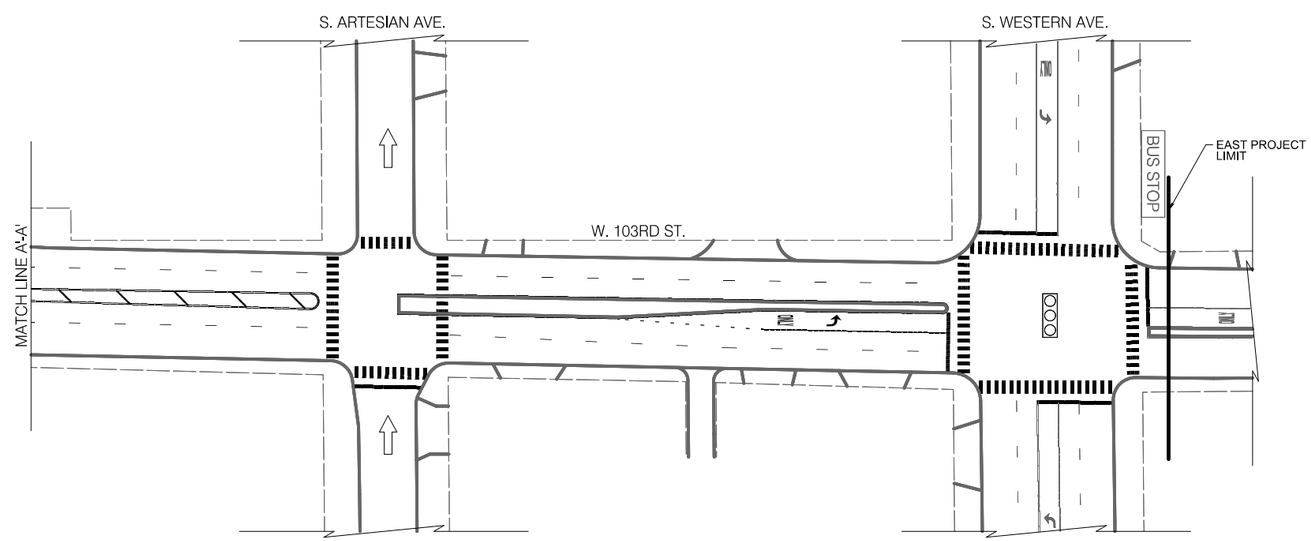

LEGEND

- SIGNALIZED INTERSECTION
- ALL-WAY STOP
- ONE-WAY STREET

CDOT
CHICAGO DEPARTMENT OF TRANSPORTATION

REVISIONS			
NO.	BY	DATE	DESCRIPTION

CITY OF CHICAGO
DEPARTMENT OF TRANSPORTATION
DIVISION OF ENGINEERING

2021 ARTERIAL STREET RESURFACING
FAR SOUTH AREA B-7-176

SIGNAGE PLANS

W 103RD STREET
S. MAPLEWOOD AVE. TO
S. WESTERN AVE.

SCALE: 1" = 40'

SHEET NO.
76

DATE: 4/16/2021

EXISTING CONDITIONS

NO SIGNAGE DESIGN IMPACTED ON THIS SHEET

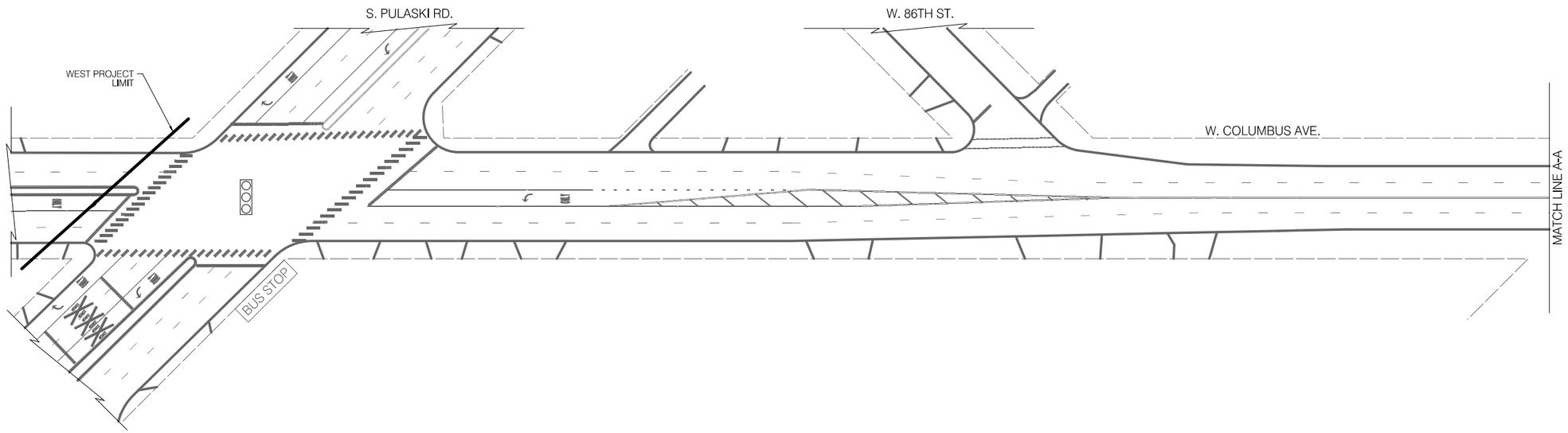

LEGEND

BUS STOP	EXISTING BUS STOP TO REMAIN
~~BUS STOP~~	EXISTING BUS STOP TO BE REMOVED
BUS STOP	PROPOSED BUS STOP

INSTALLATION PLAN

NO SIGNAGE DESIGN IMPACTED ON THIS SHEET

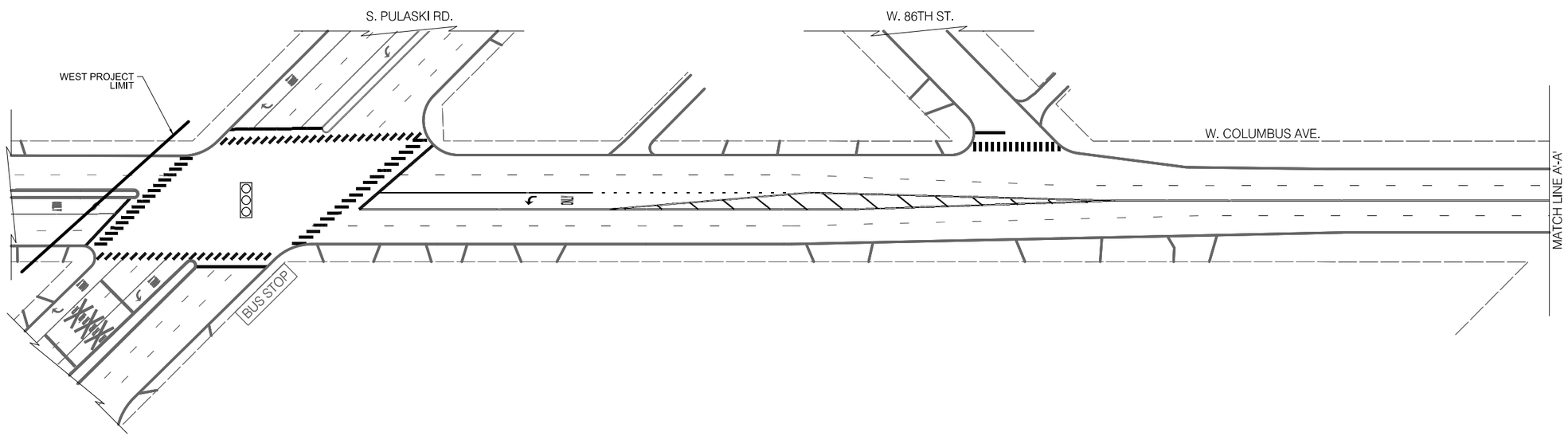

LEGEND

	SIGNALIZED INTERSECTION
STOP	ALL-WAY STOP
	ONE-WAY STREET

CDOT
CHICAGO DEPARTMENT OF TRANSPORTATION

REVISIONS

NO.	BY	DATE	DESCRIPTION

CITY OF CHICAGO
DEPARTMENT OF TRANSPORTATION
DIVISION OF ENGINEERING

2021 ARTERIAL STREET RESURFACING
FAR SOUTH AREA B-7-176

SIGNAGE PLANS

W. COLUMBUS AVENUE
S. PULASKI AVE. TO W. 83RD PL.

SCALE: 1" = 40'

SHEET NO.
77

DATE: 4/16/2021

EXISTING CONDITIONS

NO SIGNAGE DESIGN IMPACTED ON THIS SHEET

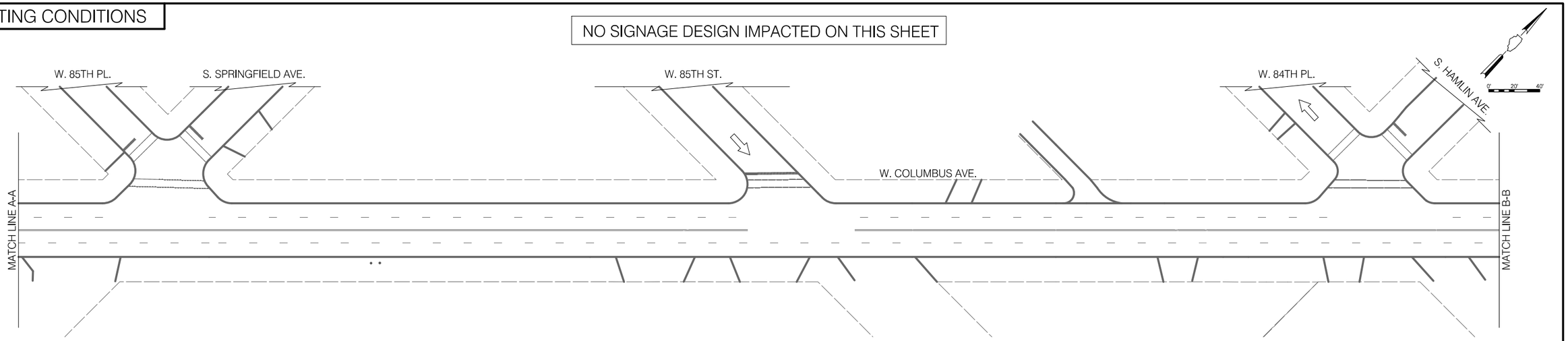

LEGEND

BUS STOP	EXISTING BUS STOP TO REMAIN
~~BUS STOP~~	EXISTING BUS STOP TO BE REMOVED
BUS STOP	PROPOSED BUS STOP

INSTALLATION PLAN

NO SIGNAGE DESIGN IMPACTED ON THIS SHEET

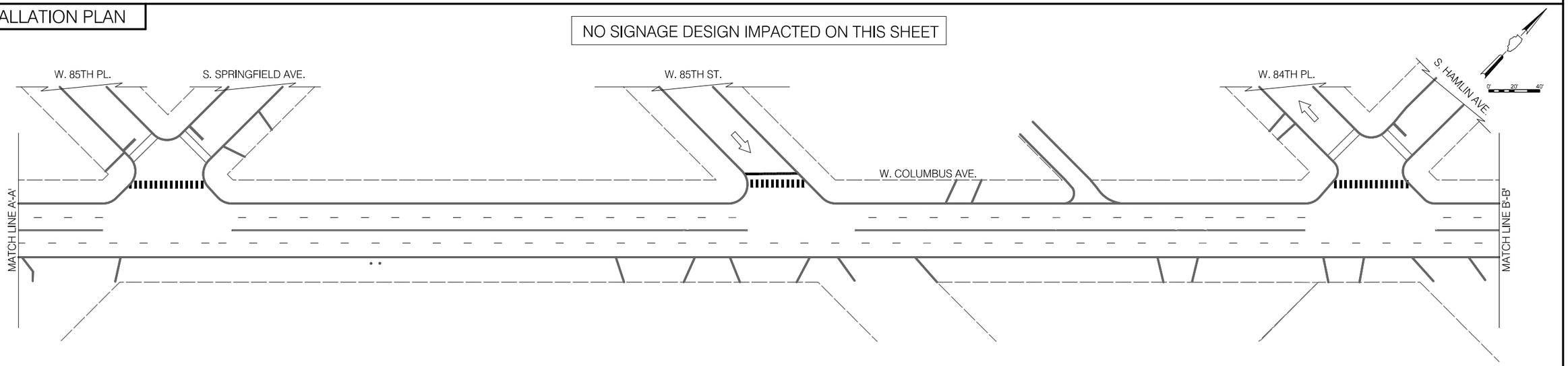

LEGEND

- SIGNALIZED INTERSECTION
- ALL-WAY STOP
- ONE-WAY STREET

CDOT
CHICAGO DEPARTMENT OF TRANSPORTATION

REVISIONS

NO.	BY	DATE	DESCRIPTION

CITY OF CHICAGO
DEPARTMENT OF TRANSPORTATION
DIVISION OF ENGINEERING

2021 ARTERIAL STREET RESURFACING
FAR SOUTH AREA B-7-176

SIGNAGE PLANS

W. COLUMBUS AVENUE
S. PULASKI AVE. TO W. 83RD PL.

SCALE: 1" = 40'

SHEET NO. 78

DATE: 4/16/2021

EXISTING CONDITIONS

NO SIGNAGE DESIGN IMPACTED ON THIS SHEET

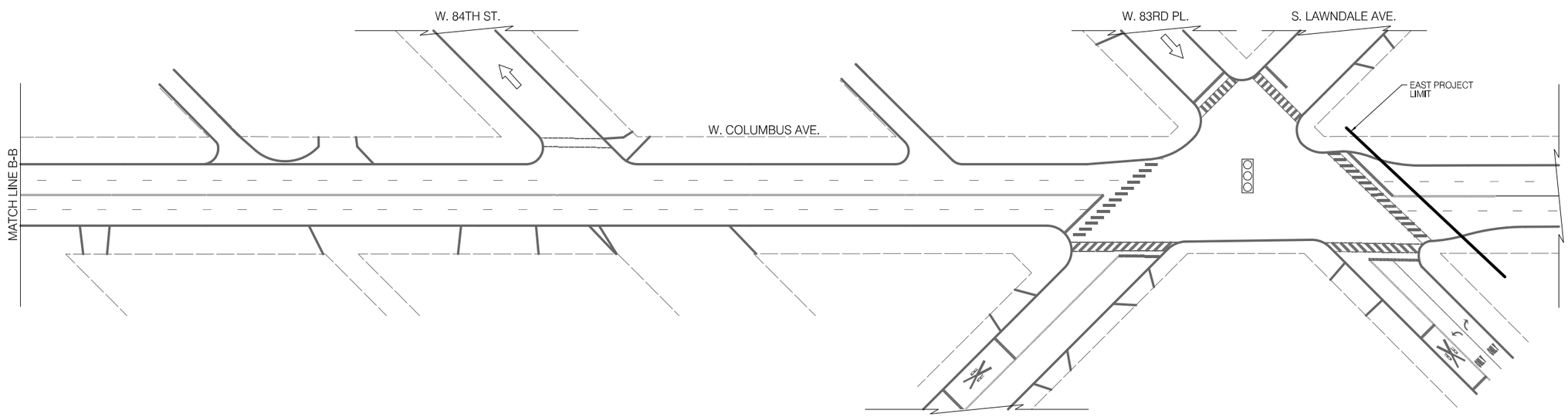

LEGEND

BUS STOP	EXISTING BUS STOP TO REMAIN
~~BUS STOP~~	EXISTING BUS STOP TO BE REMOVED
BUS STOP	PROPOSED BUS STOP

INSTALLATION PLAN

NO SIGNAGE DESIGN IMPACTED ON THIS SHEET

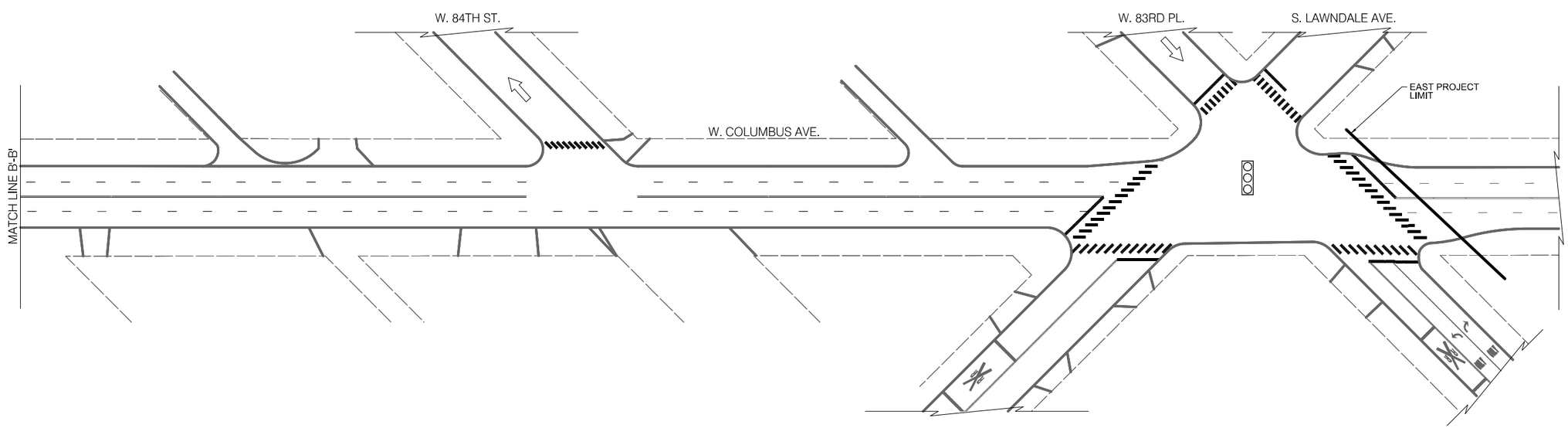

LEGEND

- SIGNALIZED INTERSECTION
- ALL-WAY STOP
- ONE-WAY STREET

CDOT
CHICAGO DEPARTMENT OF TRANSPORTATION

REVISIONS

NO.	BY	DATE	DESCRIPTION

CITY OF CHICAGO
DEPARTMENT OF TRANSPORTATION
DIVISION OF ENGINEERING

2021 ARTERIAL STREET RESURFACING
FAR SOUTH AREA B-7-176

SIGNAGE PLANS

W. COLUMBUS AVENUE
S. PULASKI AVE. TO W. 83RD PL.

SCALE: 1" = 40'

SHEET NO. 79

DATE: 4/16/2021

EXISTING CONDITIONS

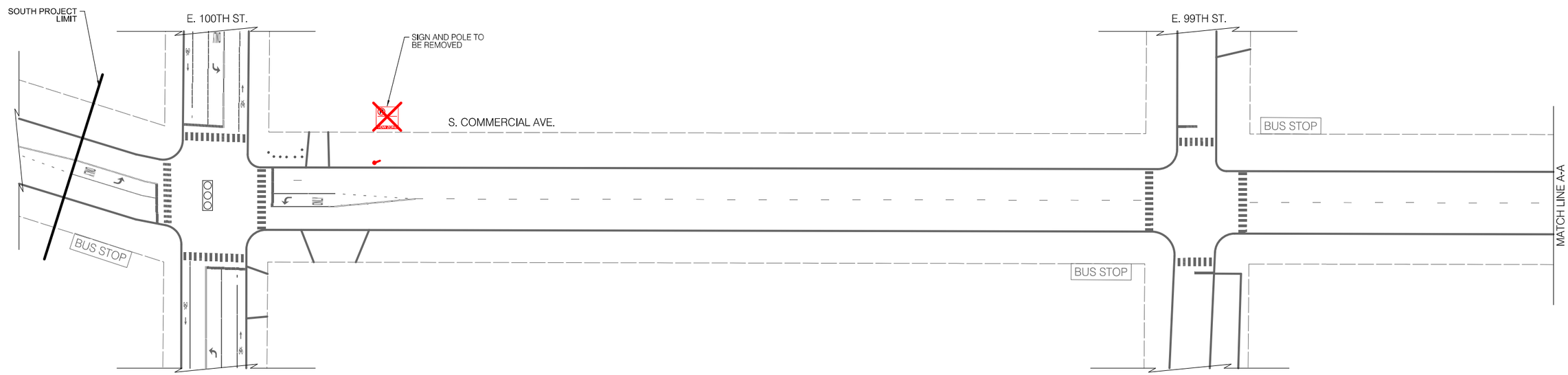

LEGEND

BUS STOP	EXISTING BUS STOP TO REMAIN
~~BUS STOP~~	EXISTING BUS STOP TO BE REMOVED
BUS STOP	PROPOSED BUS STOP

INSTALLATION PLAN

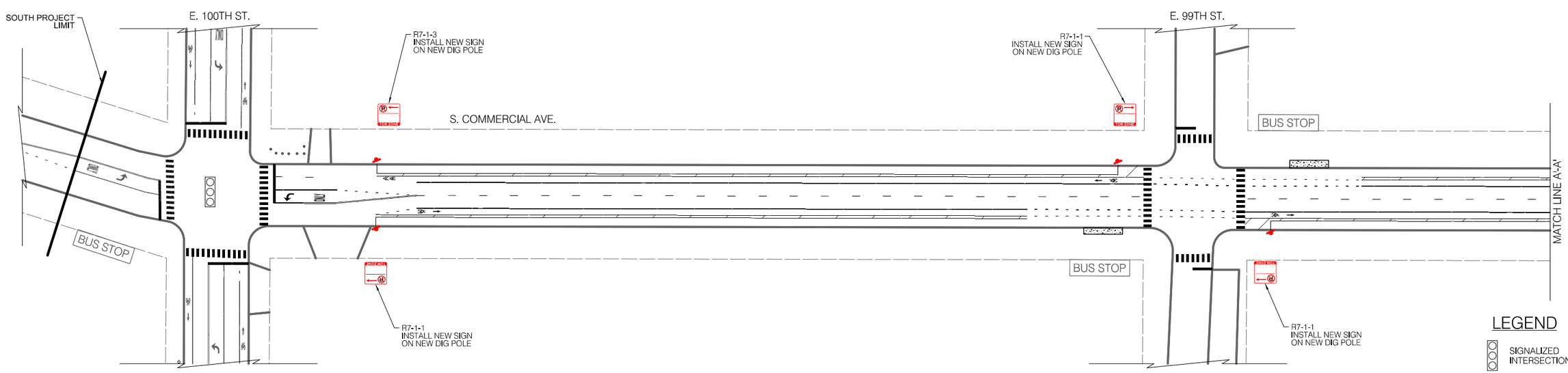

LEGEND

- SIGNALIZED INTERSECTION
- ALL-WAY STOP
- ONE-WAY STREET

CDOT
CHICAGO DEPARTMENT OF TRANSPORTATION

REVISIONS

NO.	BY	DATE	DESCRIPTION

CITY OF CHICAGO
DEPARTMENT OF TRANSPORTATION
DIVISION OF ENGINEERING

2021 ARTERIAL STREET RESURFACING
FAR SOUTH AREA B-7-176

SIGNAGE PLANS

S. COMMERCIAL AVENUE
E. 100TH ST. TO E. 94TH ST.

SCALE: 1" = 40'

SHEET NO.
80

DATE: 4/16/2021

EXISTING CONDITIONS

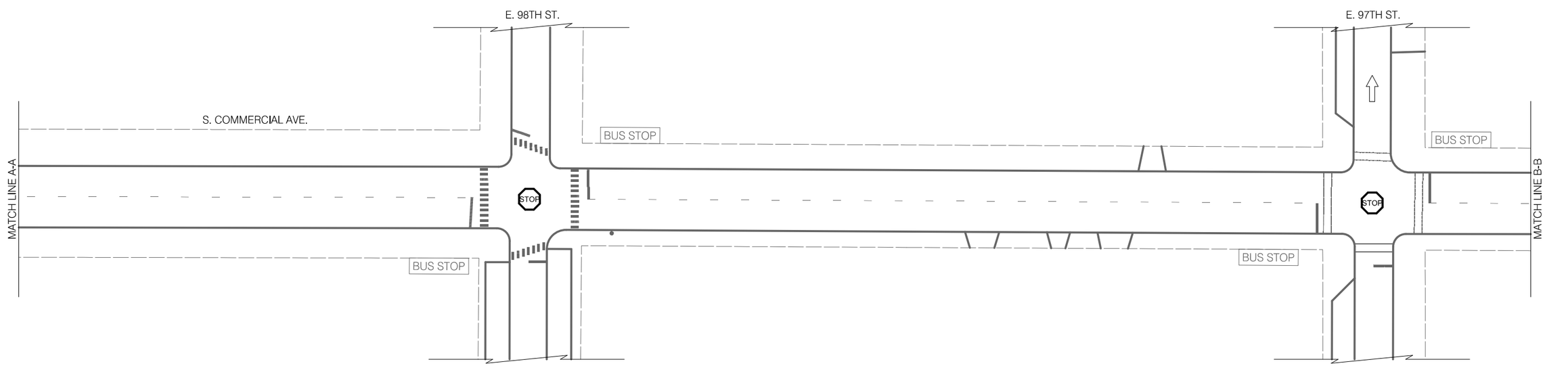

LEGEND

BUS STOP	EXISTING BUS STOP TO REMAIN
~~BUS STOP~~	EXISTING BUS STOP TO BE REMOVED
BUS STOP	PROPOSED BUS STOP

INSTALLATION PLAN

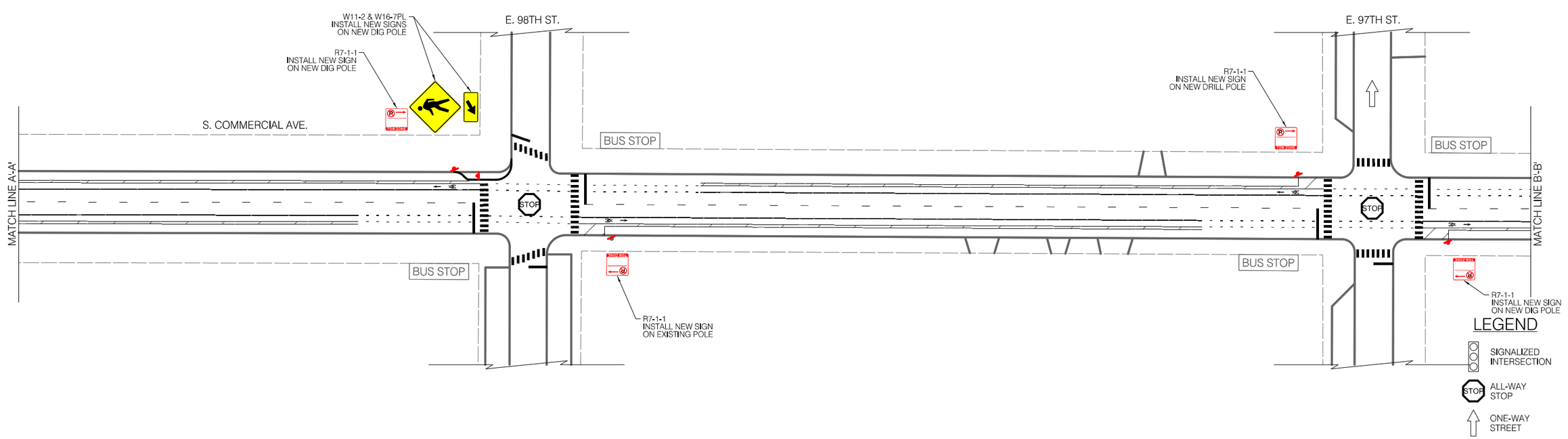

LEGEND

- SIGNALIZED INTERSECTION
- ALL-WAY STOP
- ONE-WAY STREET

CDOT
CHICAGO DEPARTMENT OF TRANSPORTATION

REVISIONS

NO.	BY	DATE	DESCRIPTION

CITY OF CHICAGO
DEPARTMENT OF TRANSPORTATION
DIVISION OF ENGINEERING

2021 ARTERIAL STREET RESURFACING
FAR SOUTH AREA B-7-176

SIGNAGE PLANS

S. COMMERCIAL AVENUE
E. 100TH ST. TO E. 94TH ST.

SCALE: 1" = 40'

SHEET NO.
81

DATE: 4/16/2021

EXISTING CONDITIONS

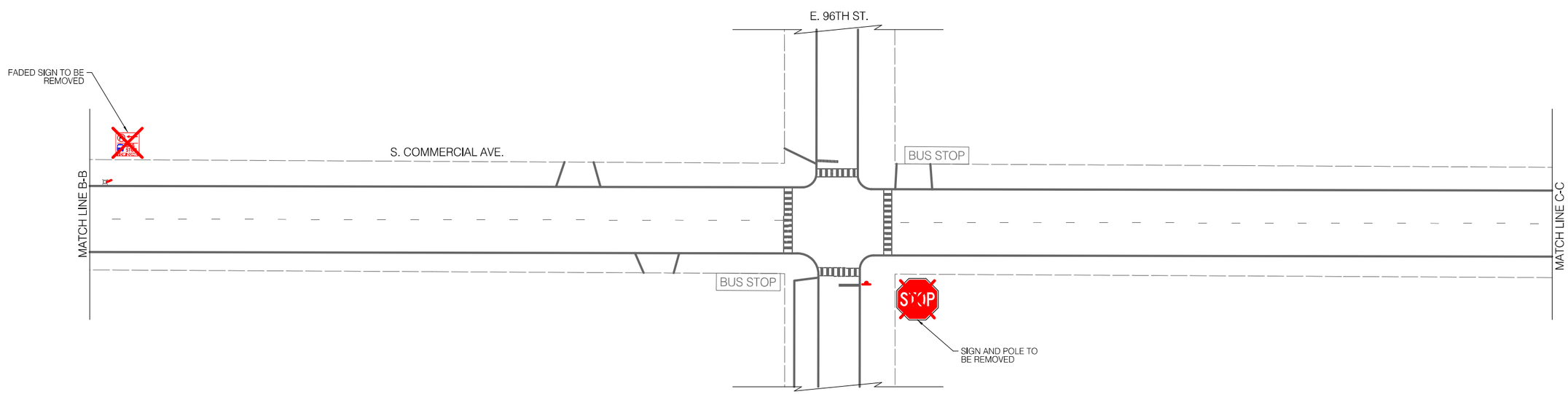

LEGEND

BUS STOP	EXISTING BUS STOP TO REMAIN
~~BUS STOP~~	EXISTING BUS STOP TO BE REMOVED
BUS STOP	PROPOSED BUS STOP

INSTALLATION PLAN

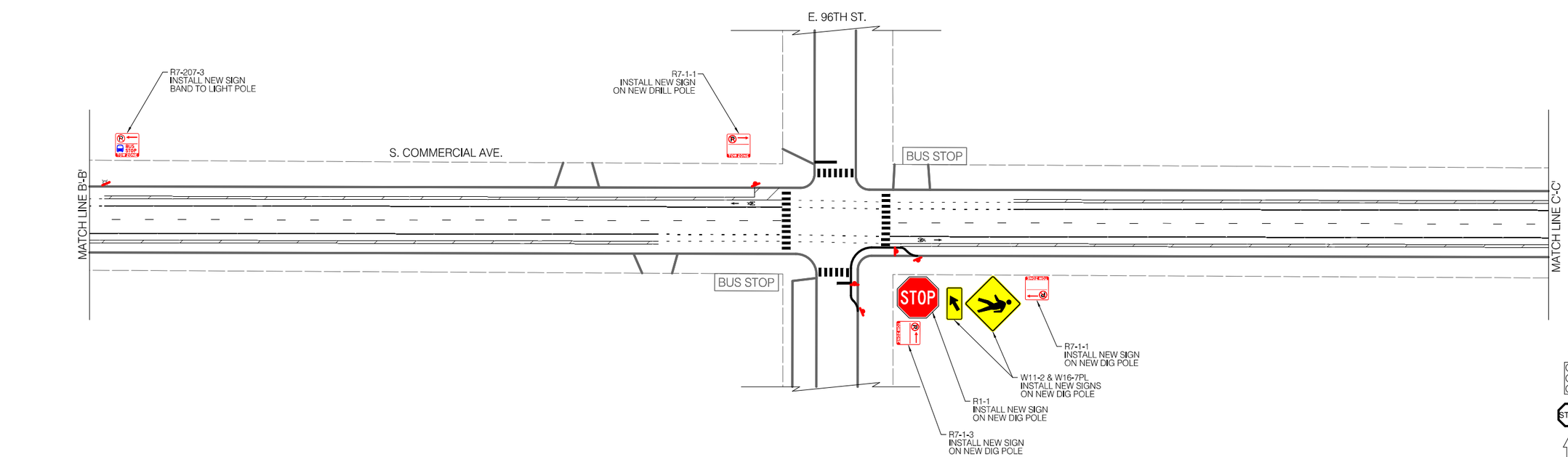

LEGEND

- SIGNALIZED INTERSECTION
- ALL-WAY STOP
- ONE-WAY STREET

CDOT
CHICAGO DEPARTMENT OF TRANSPORTATION

REVISIONS

NO.	BY	DATE	DESCRIPTION

CITY OF CHICAGO
DEPARTMENT OF TRANSPORTATION
DIVISION OF ENGINEERING

2021 ARTERIAL STREET RESURFACING
FAR SOUTH AREA B-7-176

SIGNAGE PLANS

S. COMMERCIAL AVENUE
E. 100TH ST. TO E. 94TH ST.

SCALE: 1" = 40'

SHEET NO. 82

DATE: 4/16/2021

EXISTING CONDITIONS

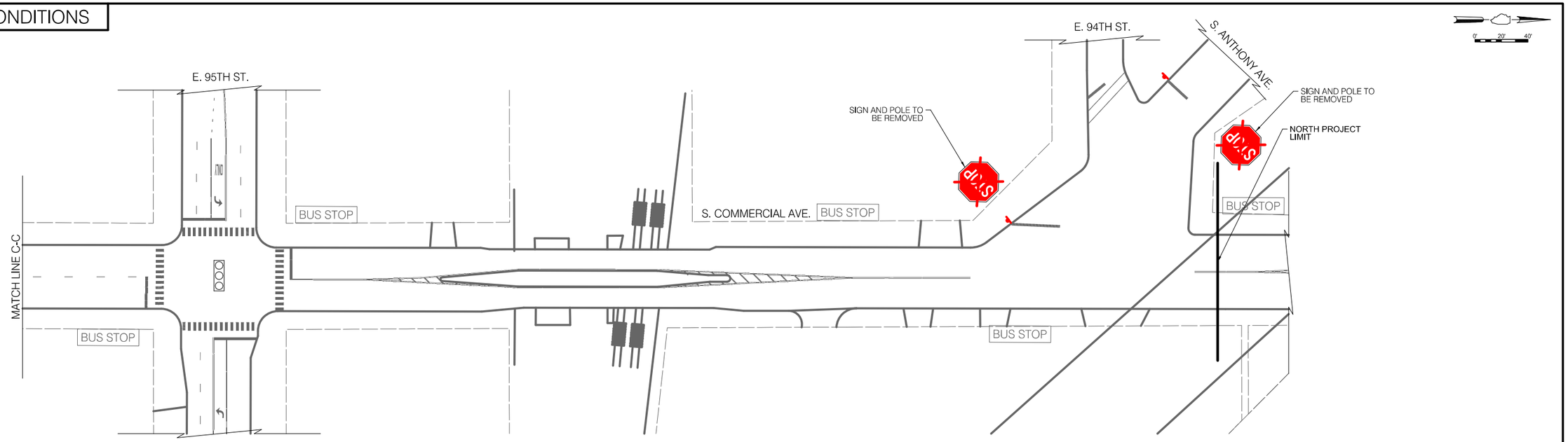

LEGEND

BUS STOP	EXISTING BUS STOP TO REMAIN	~~BUS STOP~~	EXISTING BUS STOP TO BE REMOVED	BUS STOP	PROPOSED BUS STOP

INSTALLATION PLAN

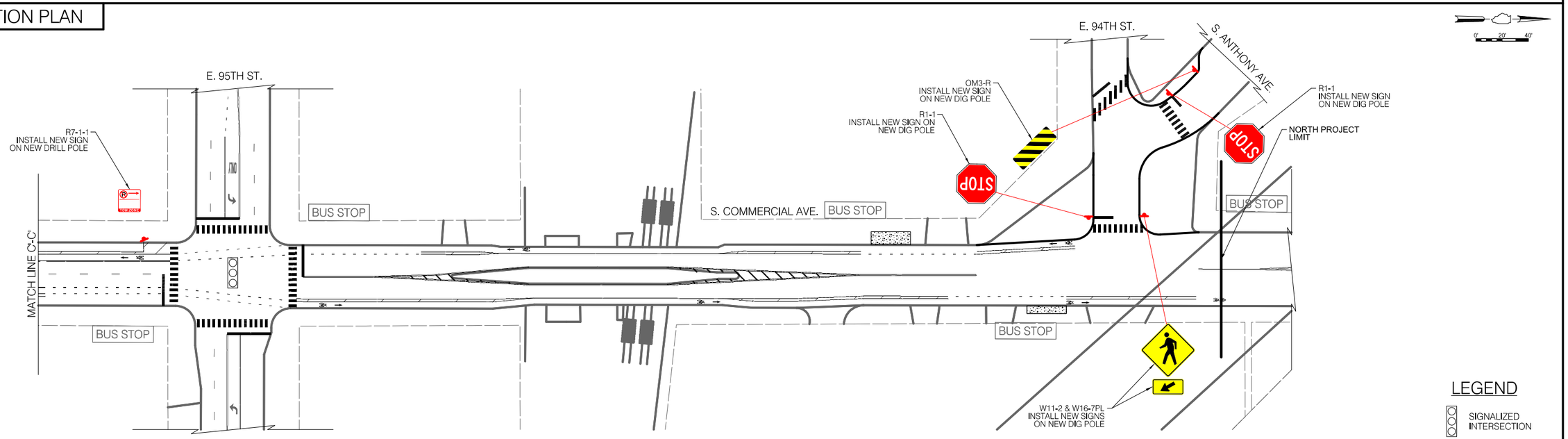

LEGEND

- SIGNALIZED INTERSECTION
- ALL-WAY STOP
- ONE-WAY STREET

CDOT
CHICAGO DEPARTMENT OF TRANSPORTATION

REVISIONS

NO.	BY	DATE	DESCRIPTION

CITY OF CHICAGO
DEPARTMENT OF TRANSPORTATION
DIVISION OF ENGINEERING

2021 ARTERIAL STREET RESURFACING
FAR SOUTH AREA B-7-176

SIGNAGE PLANS

S. COMMERCIAL AVENUE
E. 100TH ST. TO E. 94TH ST.

SCALE: 1" = 40'

SHEET NO.
83

DATE: 4/16/2021

EXISTING CONDITIONS

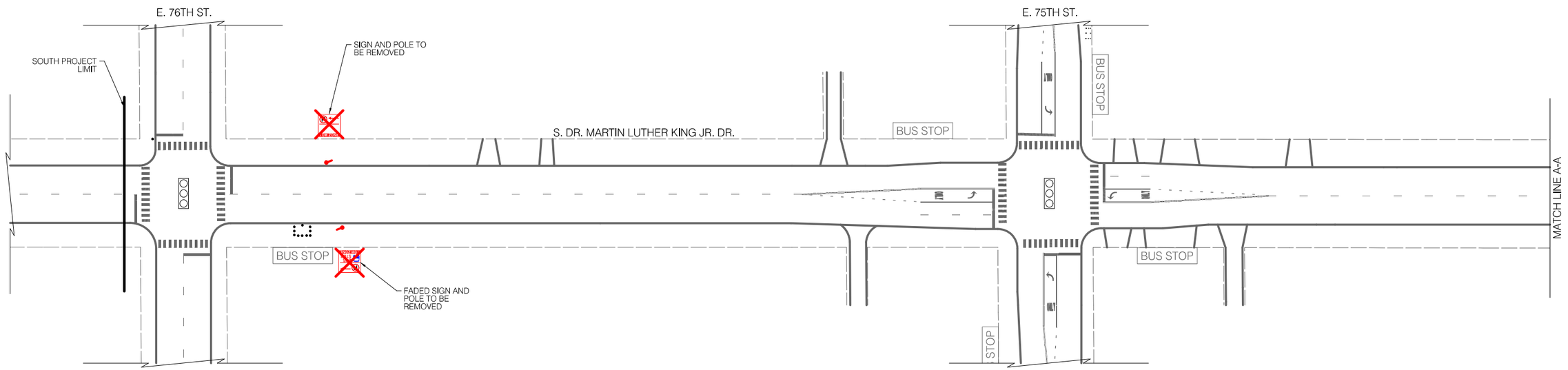

LEGEND

BUS STOP	EXISTING BUS STOP TO REMAIN
~~BUS STOP~~	EXISTING BUS STOP TO BE REMOVED
BUS STOP	PROPOSED BUS STOP

INSTALLATION PLAN

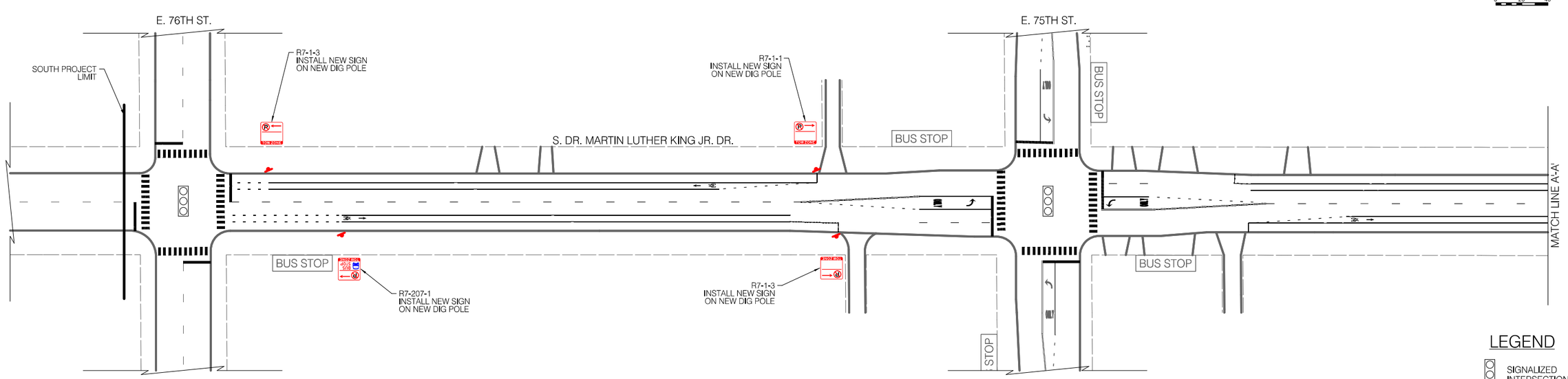

LEGEND

- SIGNALIZED INTERSECTION
- ALL-WAY STOP
- ONE-WAY STREET

CDOT
CHICAGO DEPARTMENT OF TRANSPORTATION

REVISIONS			
NO.	BY	DATE	DESCRIPTION

CITY OF CHICAGO
DEPARTMENT OF TRANSPORTATION
DIVISION OF ENGINEERING

2021 ARTERIAL STREET RESURFACING
FAR SOUTH AREA B-7-176

SIGNAGE PLANS

S. DR. MARTIN LUTHER KING JR. DRIVE
E. 76TH ST. TO E 67TH ST.

SCALE: 1" = 40'

SHEET NO. 84

DATE: 4/16/2021

EXISTING CONDITIONS

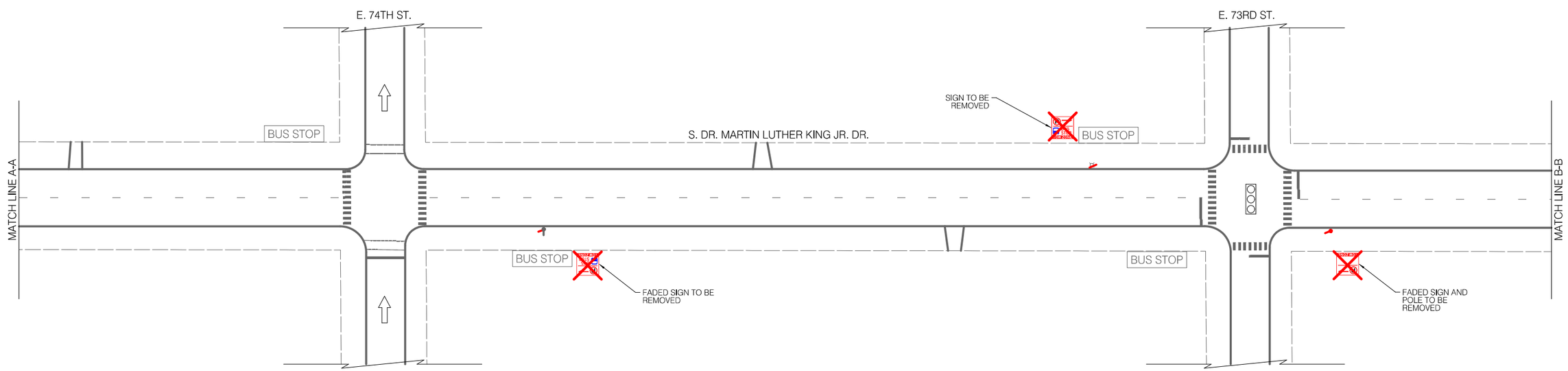

LEGEND

BUS STOP	EXISTING BUS STOP TO REMAIN	~~BUS STOP~~	EXISTING BUS STOP TO BE REMOVED	BUS STOP	PROPOSED BUS STOP

INSTALLATION PLAN

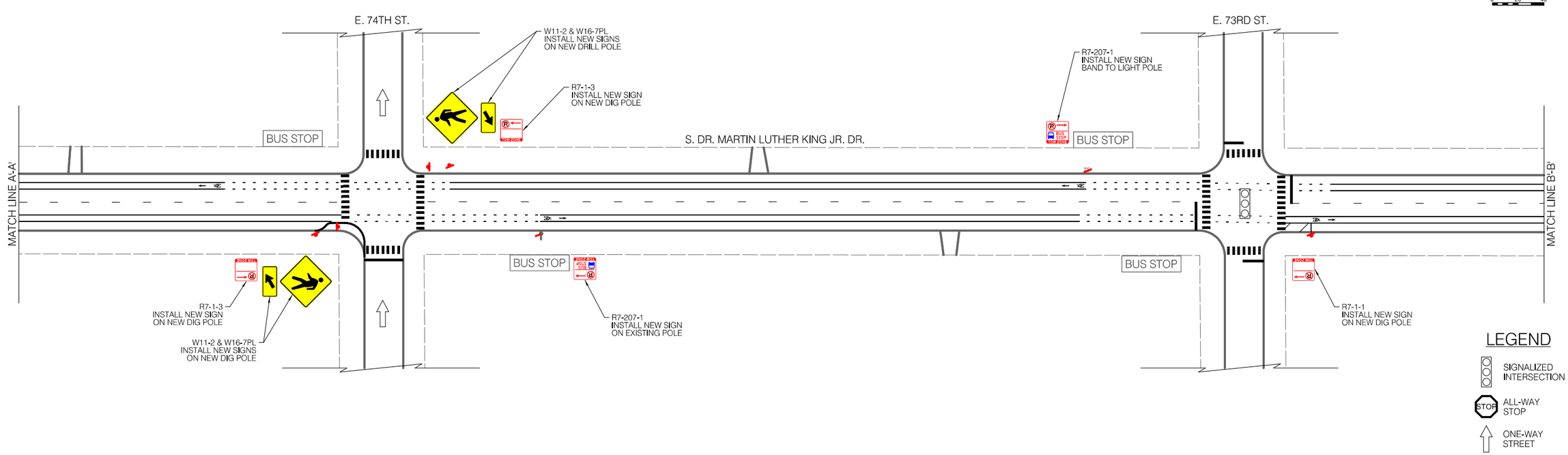

LEGEND

- SIGNALIZED INTERSECTION
- ALL-WAY STOP
- ONE-WAY STREET

CDOT
CHICAGO DEPARTMENT OF TRANSPORTATION

REVISIONS

NO.	BY	DATE	DESCRIPTION

CITY OF CHICAGO
DEPARTMENT OF TRANSPORTATION
DIVISION OF ENGINEERING

2021 ARTERIAL STREET RESURFACING
FAR SOUTH AREA B-7-176

SIGNAGE PLANS

S. DR. MARTIN LUTHER KING JR. DRIVE
E. 76TH ST. TO E 67TH ST.

SCALE: 1" = 40'

SHEET NO. 85

DATE: 4/16/2021

EXISTING CONDITIONS

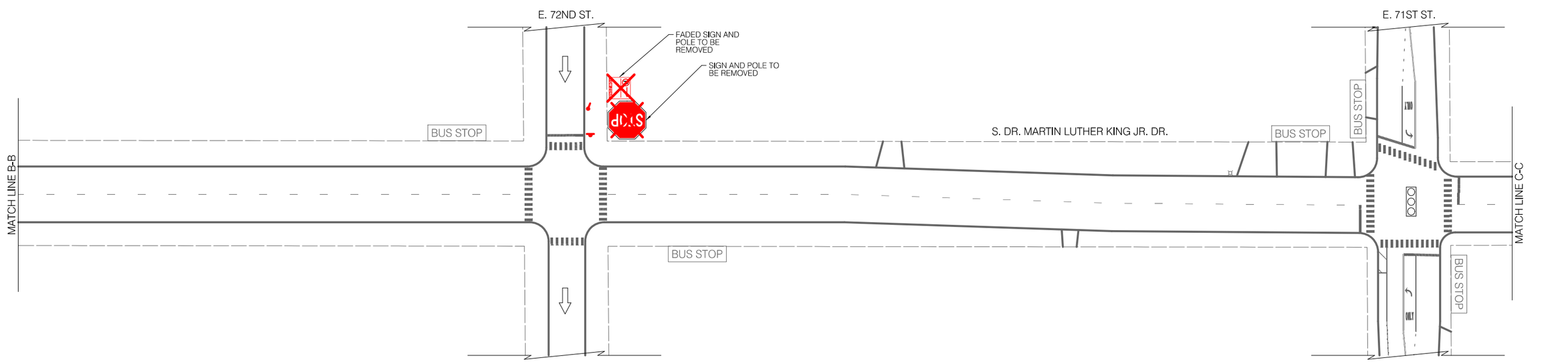

INSTALLATION PLAN

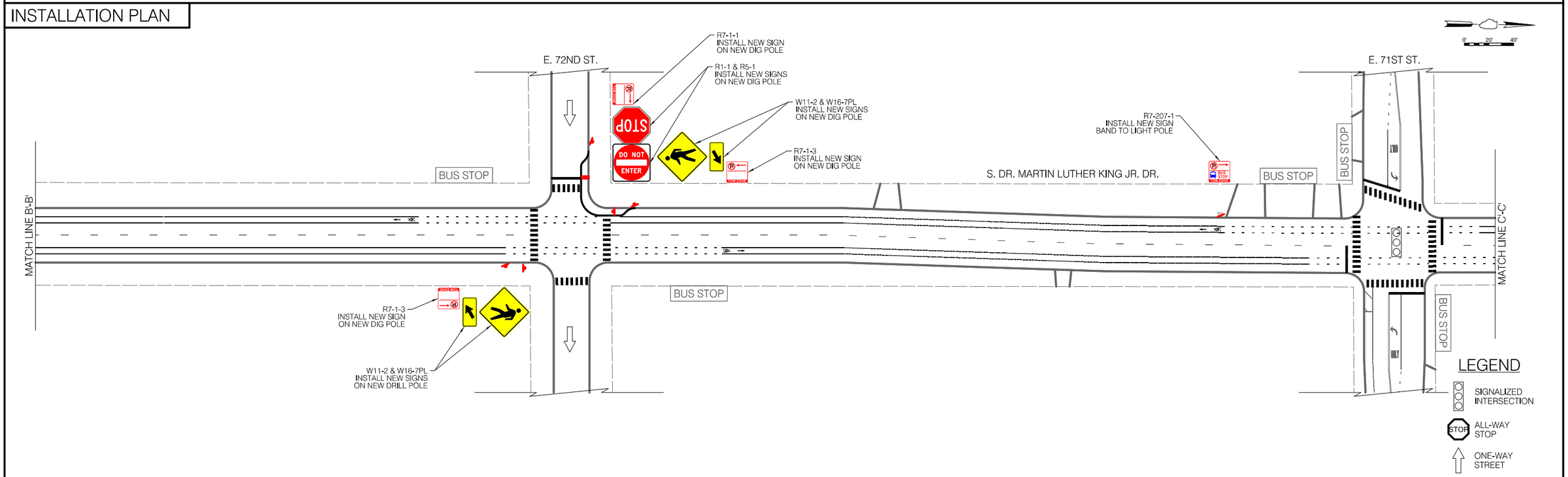

CDOT
CHICAGO DEPARTMENT OF TRANSPORTATION

REVISIONS

NO.	BY	DATE	DESCRIPTION

CITY OF CHICAGO
DEPARTMENT OF TRANSPORTATION
DIVISION OF ENGINEERING

2021 ARTERIAL STREET RESURFACING
FAR SOUTH AREA B-7-176

SIGNAGE PLANS

S. DR. MARTIN LUTHER KING JR. DRIVE
E. 76TH ST. TO E 67TH ST.

SCALE: 1" = 40'

SHEET NO. 86

DATE: 4/16/2021

EXISTING CONDITIONS

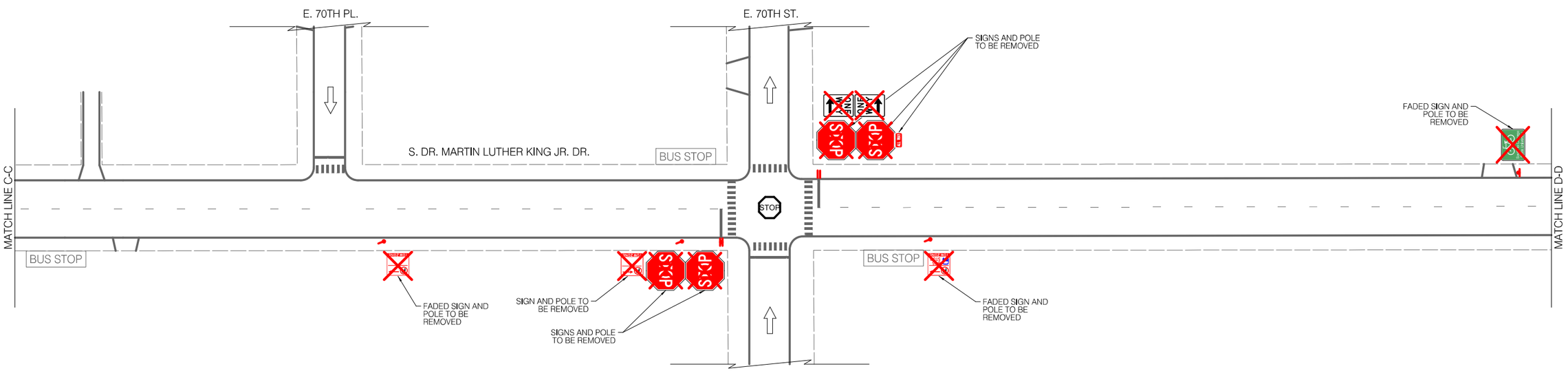

LEGEND

BUS STOP	EXISTING BUS STOP TO REMAIN	~~BUS STOP~~	EXISTING BUS STOP TO BE REMOVED	BUS STOP	PROPOSED BUS STOP

INSTALLATION PLAN

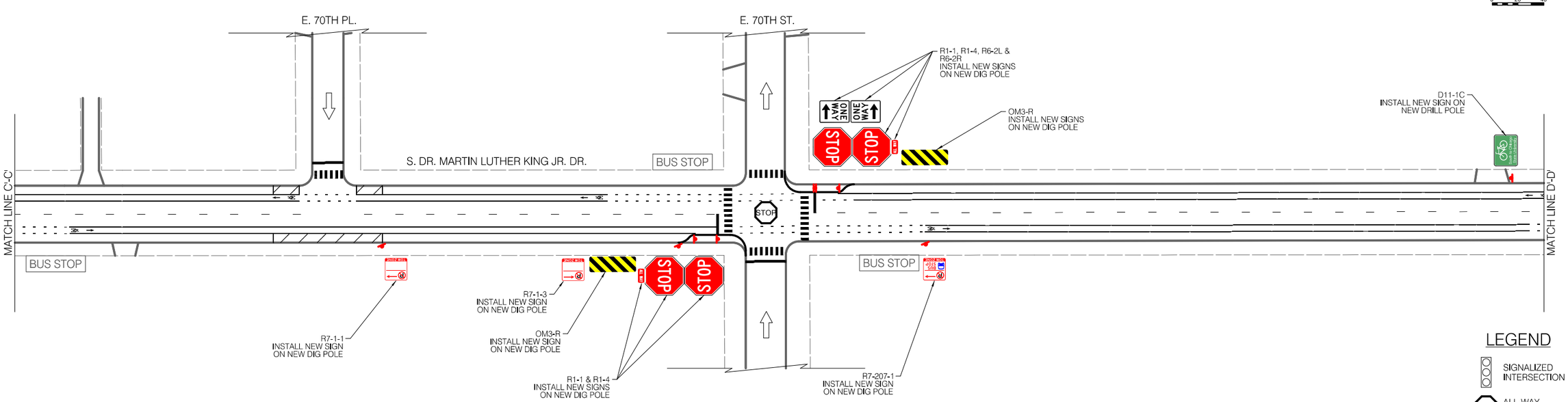

LEGEND

- SIGNALIZED INTERSECTION
- ALL-WAY STOP
- ONE-WAY STREET

CDOT
CHICAGO DEPARTMENT OF TRANSPORTATION

REVISIONS

NO.	BY	DATE	DESCRIPTION

CITY OF CHICAGO
DEPARTMENT OF TRANSPORTATION
DIVISION OF ENGINEERING

2021 ARTERIAL STREET RESURFACING
FAR SOUTH AREA B-7-176

SIGNAGE PLANS

S. DR. MARTIN LUTHER KING JR. DRIVE
E. 76TH ST. TO E 67TH ST.

SCALE: 1" = 40'

SHEET NO. 87

DATE: 4/16/2021

EXISTING CONDITIONS

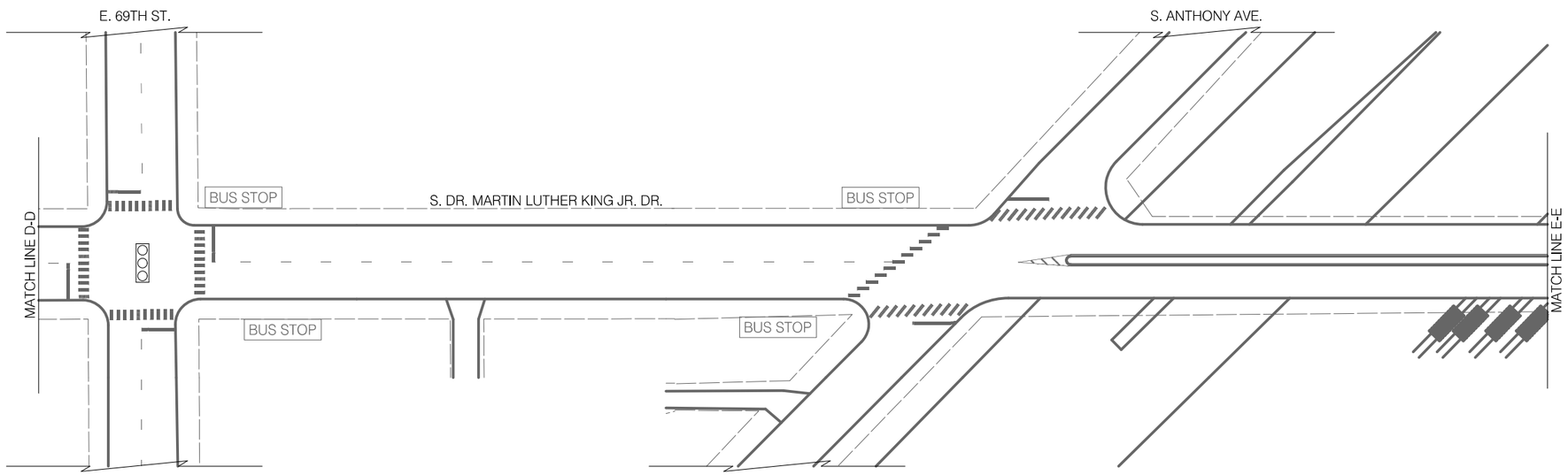

LEGEND

BUS STOP	EXISTING BUS STOP TO REMAIN
~~BUS STOP~~	EXISTING BUS STOP TO BE REMOVED
BUS STOP	PROPOSED BUS STOP

INSTALLATION PLAN

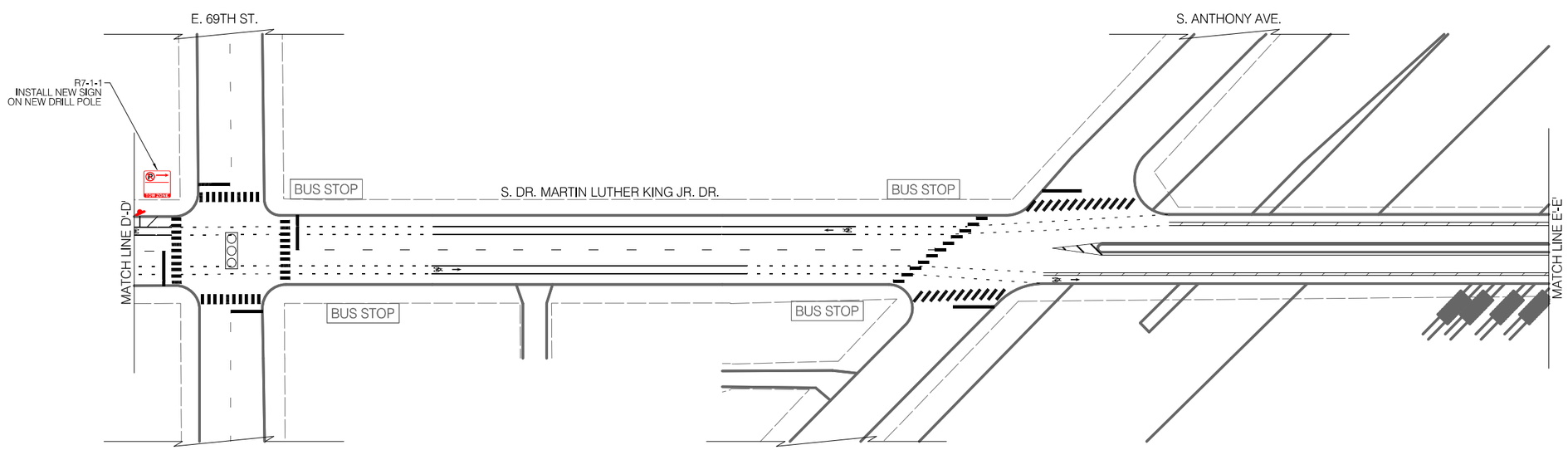

LEGEND

- SIGNALIZED INTERSECTION
- ALL-WAY STOP
- ONE-WAY STREET

CDOT
CHICAGO DEPARTMENT OF TRANSPORTATION

REVISIONS

NO.	BY	DATE	DESCRIPTION

CITY OF CHICAGO
DEPARTMENT OF TRANSPORTATION
DIVISION OF ENGINEERING

2021 ARTERIAL STREET RESURFACING
FAR SOUTH AREA B-7-176

SIGNAGE PLANS

S. DR. MARTIN LUTHER KING JR. DRIVE
E. 76TH ST. TO E 67TH ST.

SCALE: 1" = 40'

SHEET NO. 88

DATE: 4/16/2021

EXISTING CONDITIONS

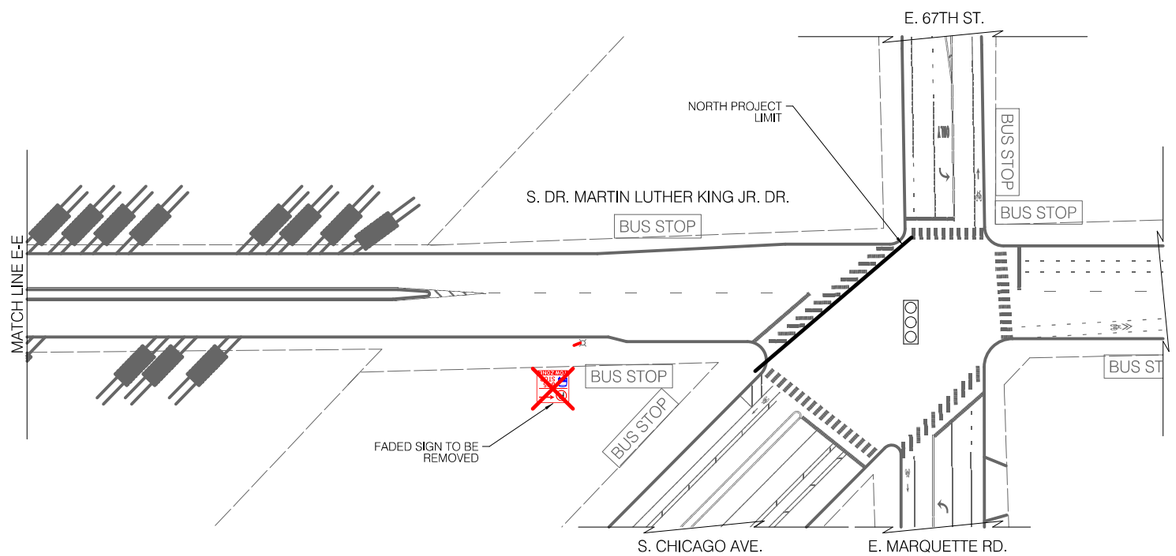

LEGEND

BUS STOP	EXISTING BUS STOP TO REMAIN
~~BUS STOP~~	EXISTING BUS STOP TO BE REMOVED
BUS STOP	PROPOSED BUS STOP

INSTALLATION PLAN

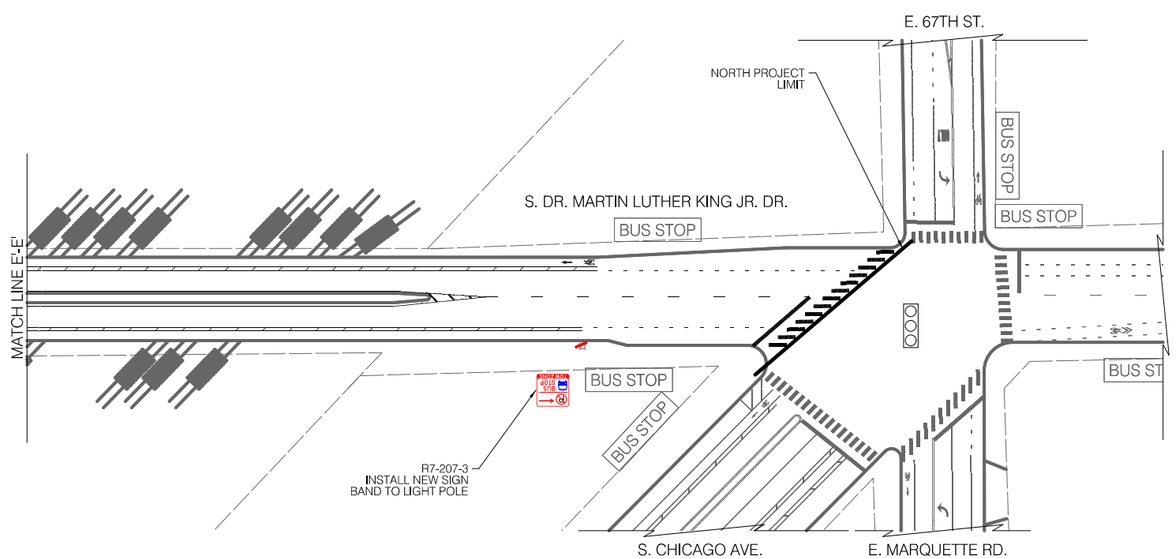

LEGEND

- SIGNALIZED INTERSECTION
- ALL-WAY STOP
- ONE-WAY STREET

CDOT
CHICAGO DEPARTMENT OF TRANSPORTATION

REVISIONS

NO.	BY	DATE	DESCRIPTION

CITY OF CHICAGO
DEPARTMENT OF TRANSPORTATION
DIVISION OF ENGINEERING

2021 ARTERIAL STREET RESURFACING
FAR SOUTH AREA B-7-176

SIGNAGE PLANS

S. DR. MARTIN LUTHER KING JR. DRIVE
E. 76TH ST. TO E 67TH ST.

SCALE: 1" = 40'

SHEET NO. 89

DATE: 4/16/2021

EXISTING CONDITIONS

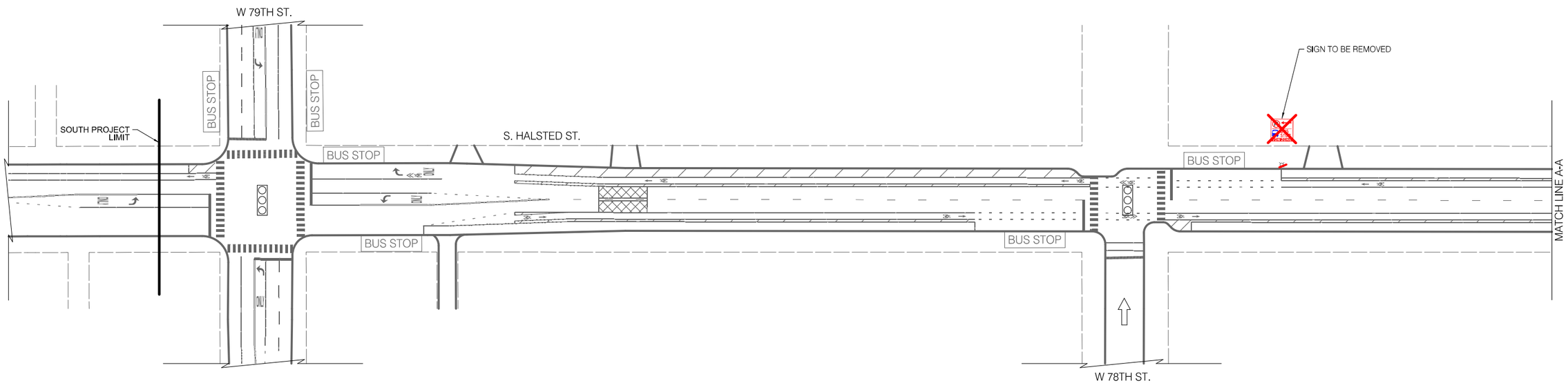

LEGEND

BUS STOP	EXISTING BUS STOP TO REMAIN
~~BUS STOP~~	EXISTING BUS STOP TO BE REMOVED
BUS STOP	PROPOSED BUS STOP

INSTALLATION PLAN

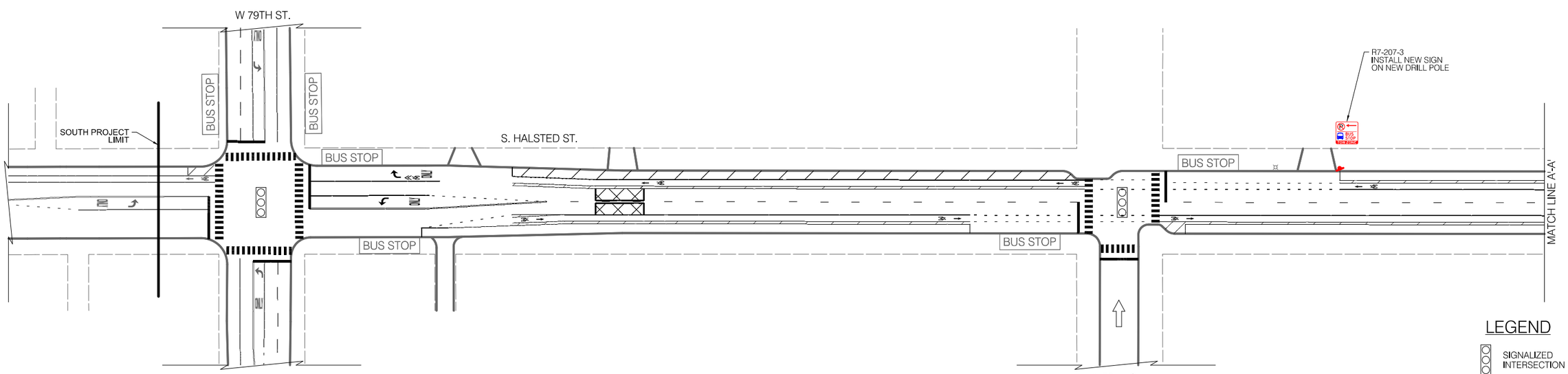

LEGEND

- SIGNALIZED INTERSECTION
- ALL-WAY STOP
- ONE-WAY STREET

CDOT
CHICAGO DEPARTMENT OF TRANSPORTATION

REVISIONS

NO.	BY	DATE	DESCRIPTION

CITY OF CHICAGO
DEPARTMENT OF TRANSPORTATION
DIVISION OF ENGINEERING

2021 ARTERIAL STREET RESURFACING
FAR SOUTH AREA B-7-176

SIGNAGE PLANS

S. HALSTED STREET
W. 79TH ST. TO W. 75TH ST.

SCALE: 1" = 40'

SHEET NO. 90

DATE: 4/16/2021

EXISTING CONDITIONS

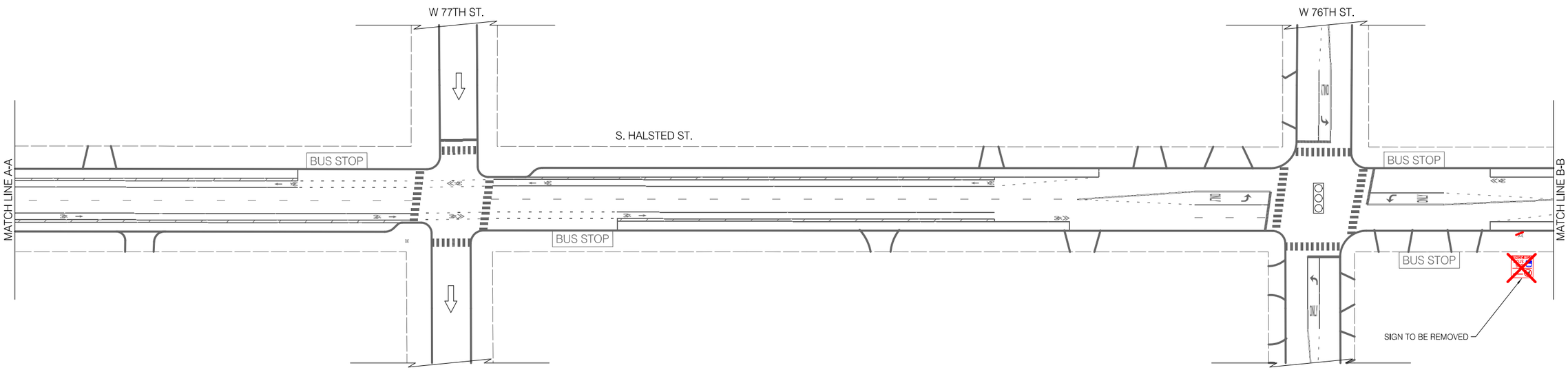

LEGEND

BUS STOP	EXISTING BUS STOP TO REMAIN
~~BUS STOP~~	EXISTING BUS STOP TO BE REMOVED
BUS STOP	PROPOSED BUS STOP

INSTALLATION PLAN

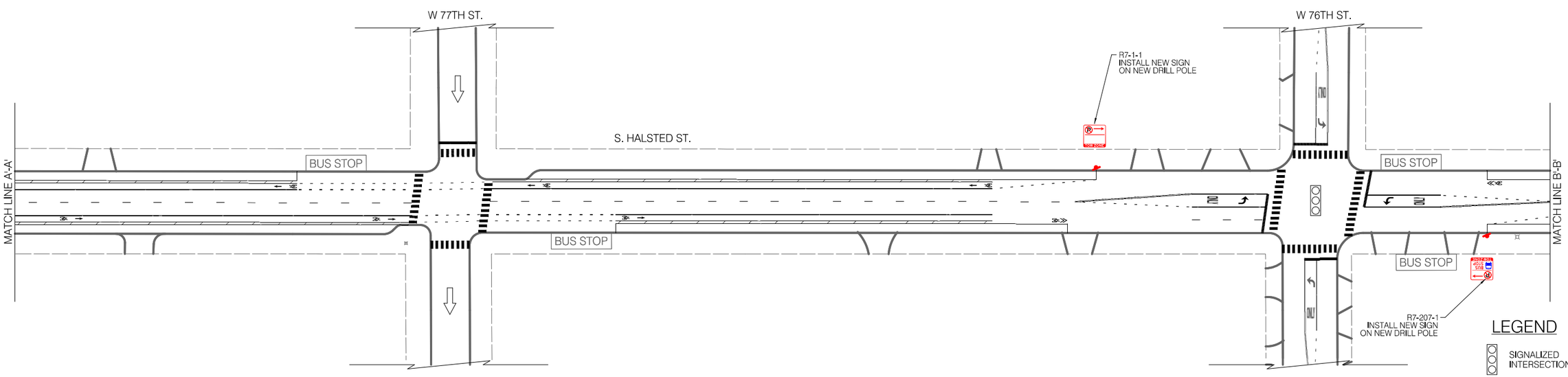

LEGEND

- SIGNALIZED INTERSECTION
- ALL-WAY STOP
- ONE-WAY STREET

CDOT
CHICAGO DEPARTMENT OF TRANSPORTATION

REVISIONS

NO.	BY	DATE	DESCRIPTION

CITY OF CHICAGO
DEPARTMENT OF TRANSPORTATION
DIVISION OF ENGINEERING

2021 ARTERIAL STREET RESURFACING
FAR SOUTH AREA B-7-176

SIGNAGE PLANS

S. HALSTED STREET
W. 79TH ST. TO W. 75TH ST.

SCALE: 1" = 40'

SHEET NO.
91

DATE: 4/16/2021

EXISTING CONDITIONS

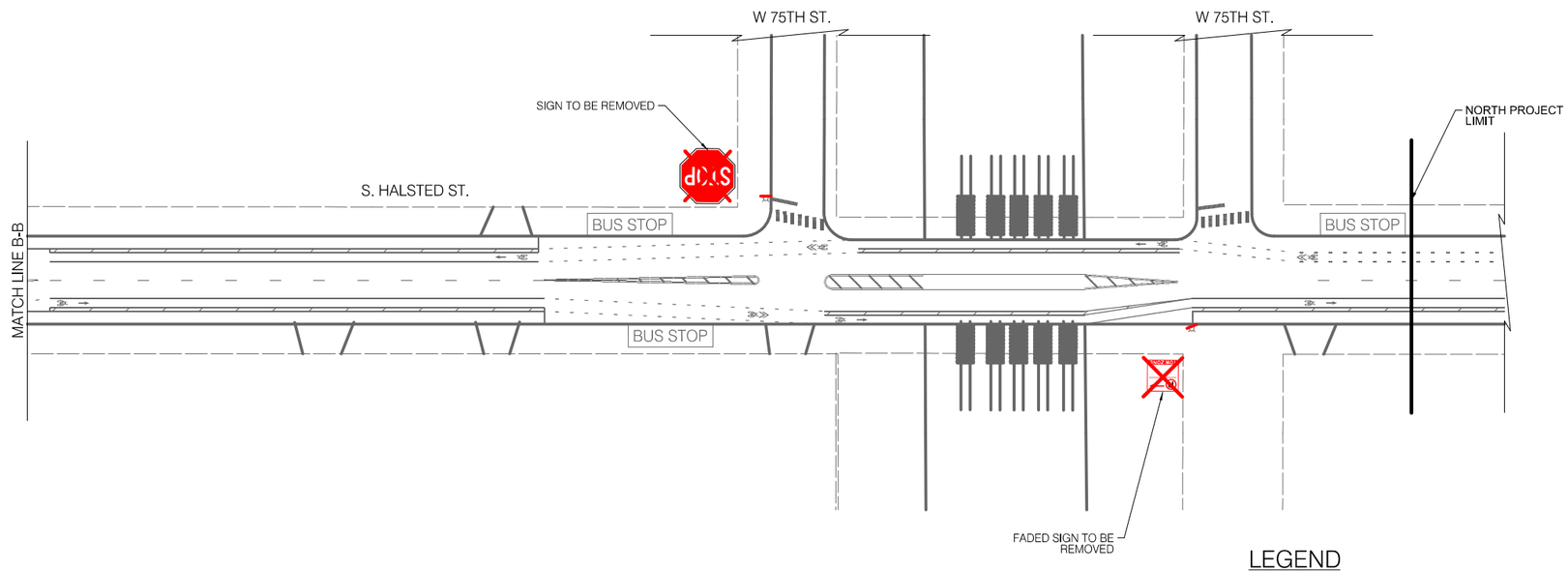

LEGEND

BUS STOP	EXISTING BUS STOP TO REMAIN
~~BUS STOP~~	EXISTING BUS STOP TO BE REMOVED
BUS STOP	PROPOSED BUS STOP

INSTALLATION PLAN

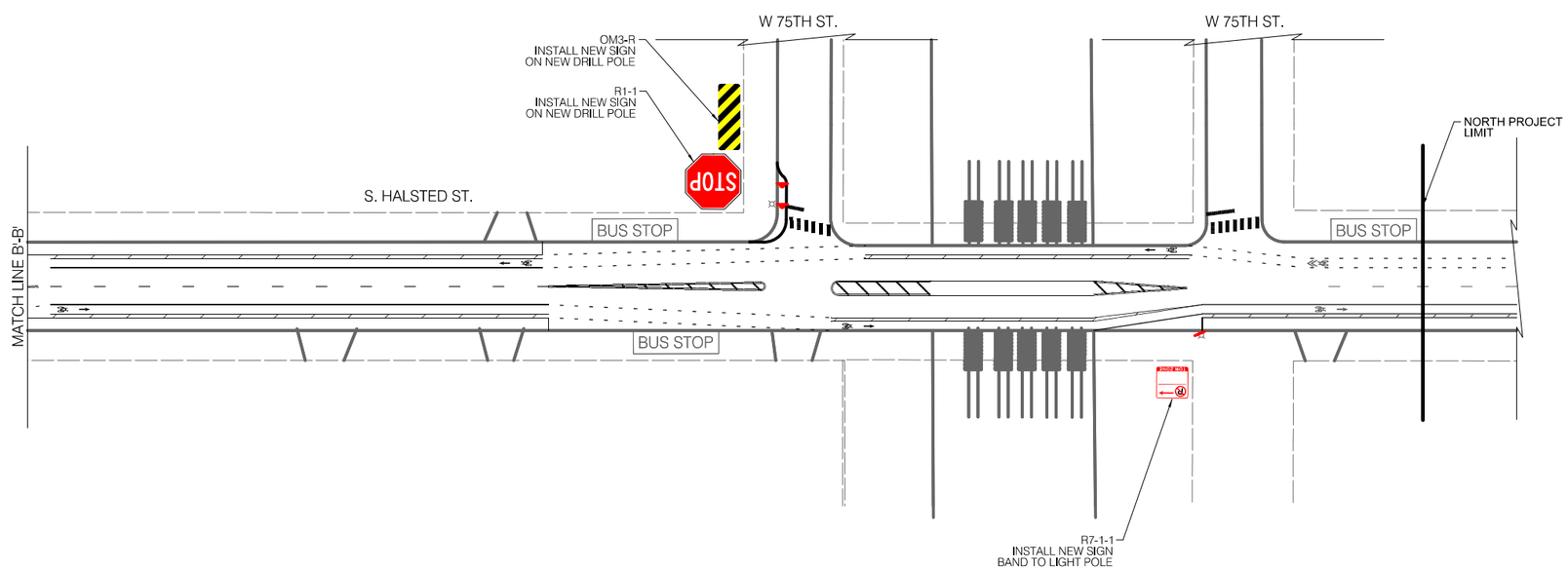

LEGEND

- SIGNALIZED INTERSECTION
- ALL-WAY STOP
- ONE-WAY STREET

CDOT
CHICAGO DEPARTMENT OF TRANSPORTATION

REVISIONS

NO.	BY	DATE	DESCRIPTION

CITY OF CHICAGO
DEPARTMENT OF TRANSPORTATION
DIVISION OF ENGINEERING

2021 ARTERIAL STREET RESURFACING
FAR SOUTH AREA B-7-176

SIGNAGE PLANS

S. HALSTED STREET
W. 79TH ST. TO W. 75TH ST.

SCALE: 1" = 40'

SHEET NO. 92

DATE: 4/16/2021

EXISTING CONDITIONS

NO SIGNAGE DESIGN IMPACTED ON THIS SHEET

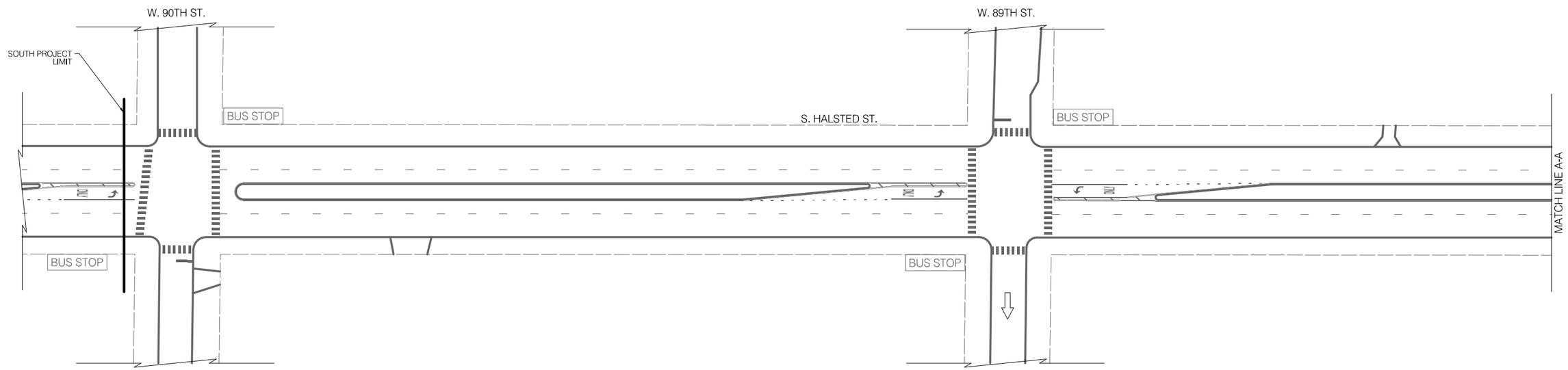

LEGEND

BUS STOP	EXISTING BUS STOP TO REMAIN
~~BUS STOP~~	EXISTING BUS STOP TO BE REMOVED
BUS STOP	PROPOSED BUS STOP

INSTALLATION PLAN

NO SIGNAGE DESIGN IMPACTED ON THIS SHEET

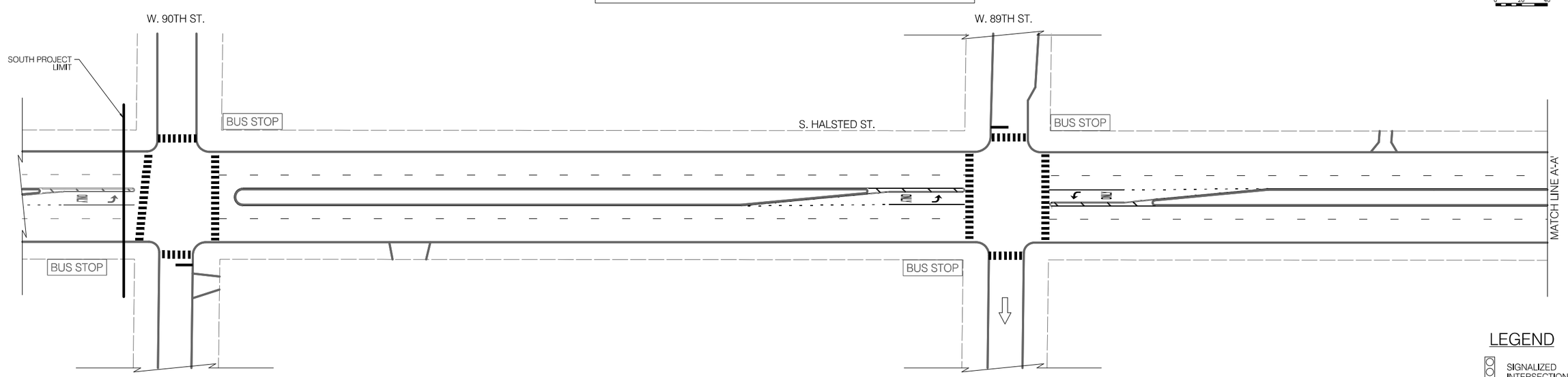

LEGEND

- SIGNALIZED INTERSECTION
- ALL-WAY STOP
- ONE-WAY STREET

CDOT
CHICAGO DEPARTMENT OF TRANSPORTATION

REVISIONS

NO.	BY	DATE	DESCRIPTION

CITY OF CHICAGO
DEPARTMENT OF TRANSPORTATION
DIVISION OF ENGINEERING

2021 ARTERIAL STREET RESURFACING
FAR SOUTH AREA B-7-176

SIGNAGE PLANS

S. HALSTED STREET
W. 90TH ST. TO W. 87TH ST.

SCALE: 1" = 40'

SHEET NO. 93

DATE: 4/16/2021

EXISTING CONDITIONS

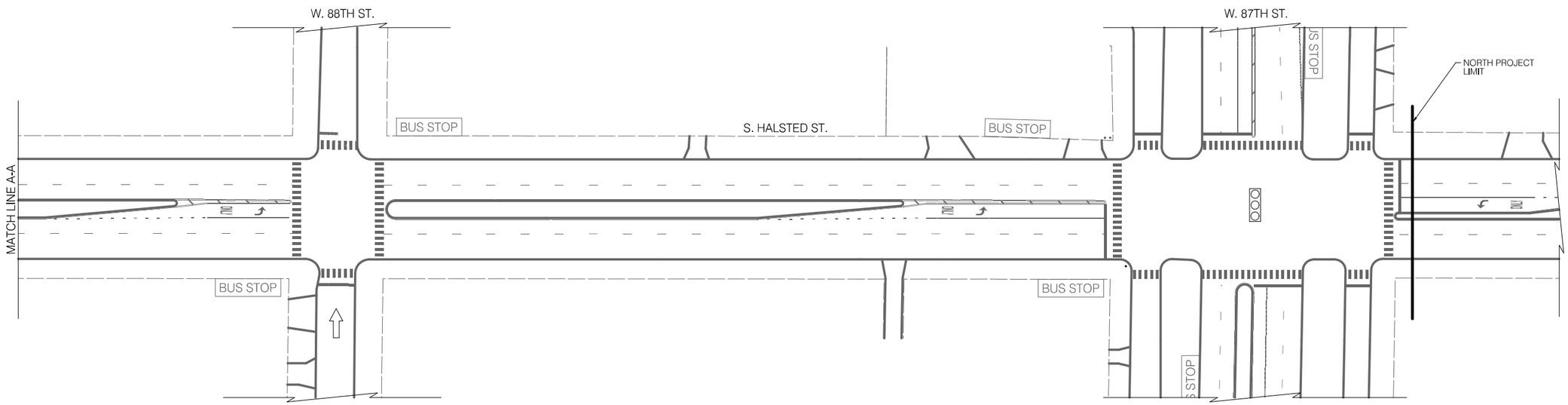

LEGEND

BUS STOP	EXISTING BUS STOP TO REMAIN	~~BUS STOP~~	EXISTING BUS STOP TO BE REMOVED	BUS STOP	PROPOSED BUS STOP

INSTALLATION PLAN

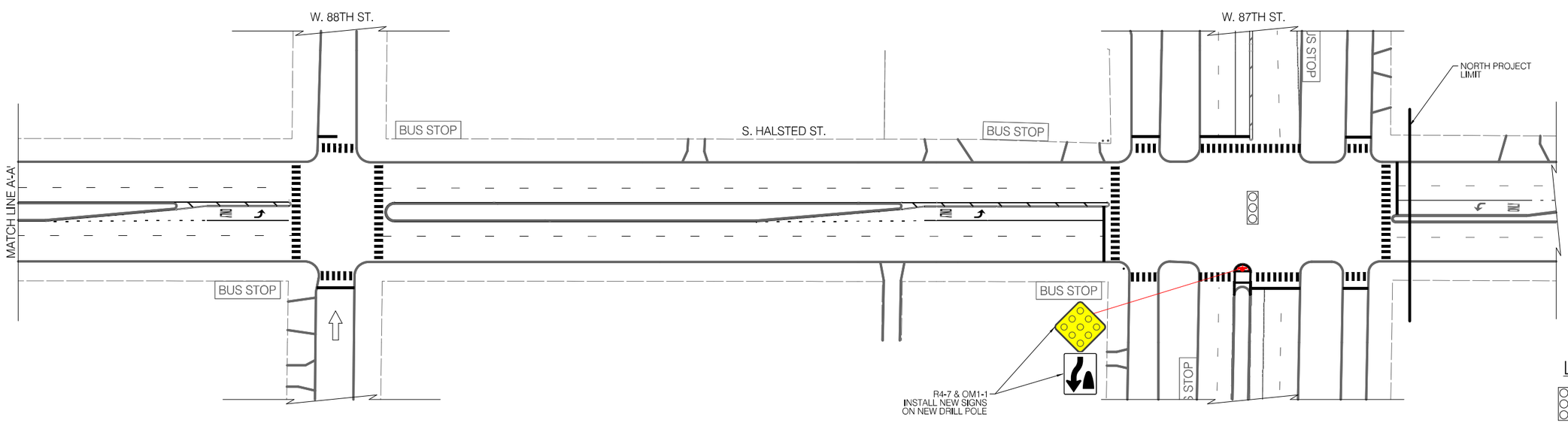

LEGEND

- SIGNALIZED INTERSECTION
- ALL-WAY STOP
- ONE-WAY STREET

CDOT
CHICAGO DEPARTMENT OF TRANSPORTATION

REVISIONS

NO.	BY	DATE	DESCRIPTION

CITY OF CHICAGO
DEPARTMENT OF TRANSPORTATION
DIVISION OF ENGINEERING

2021 ARTERIAL STREET RESURFACING
FAR SOUTH AREA B-7-176

SIGNAGE PLANS

S. HALSTED STREET
W. 90TH ST. TO W. 87TH ST.

SCALE: 1" = 40'

SHEET NO. 94

DATE: 4/16/2021

EXISTING CONDITIONS

NO SIGNAGE DESIGN IMPACTED ON THIS SHEET

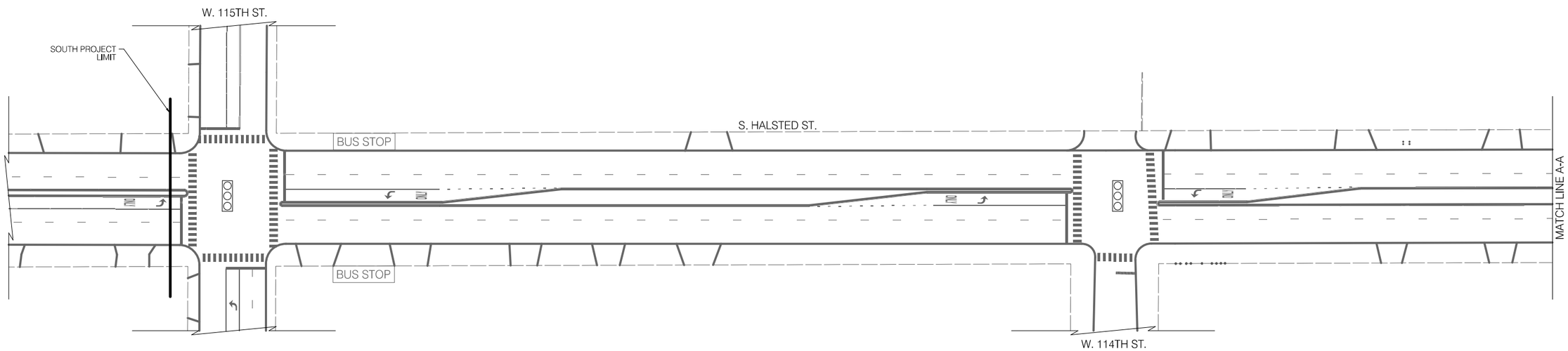

LEGEND

BUS STOP	EXISTING BUS STOP TO REMAIN
~~BUS STOP~~	EXISTING BUS STOP TO BE REMOVED
BUS STOP	PROPOSED BUS STOP

INSTALLATION PLAN

NO SIGNAGE DESIGN IMPACTED ON THIS SHEET

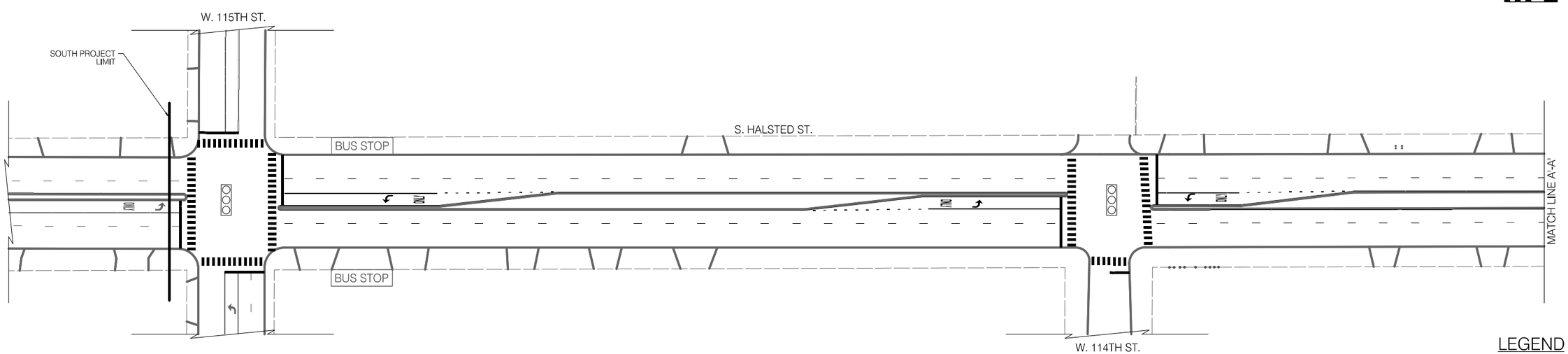

LEGEND

- SIGNALIZED INTERSECTION
- ALL-WAY STOP
- ONE-WAY STREET

CDOT
CHICAGO DEPARTMENT OF TRANSPORTATION

REVISIONS

NO.	BY	DATE	DESCRIPTION

CITY OF CHICAGO
DEPARTMENT OF TRANSPORTATION
DIVISION OF ENGINEERING

2021 ARTERIAL STREET RESURFACING
FAR SOUTH AREA B-7-176

SIGNAGE PLANS

S. HALSTED STREET
W. 115TH ST. TO W. 93RD ST.

SCALE: 1" = 40'

SHEET NO. 95

DATE: 4/16/2021

EXISTING CONDITIONS

NO SIGNAGE DESIGN IMPACTED ON THIS SHEET

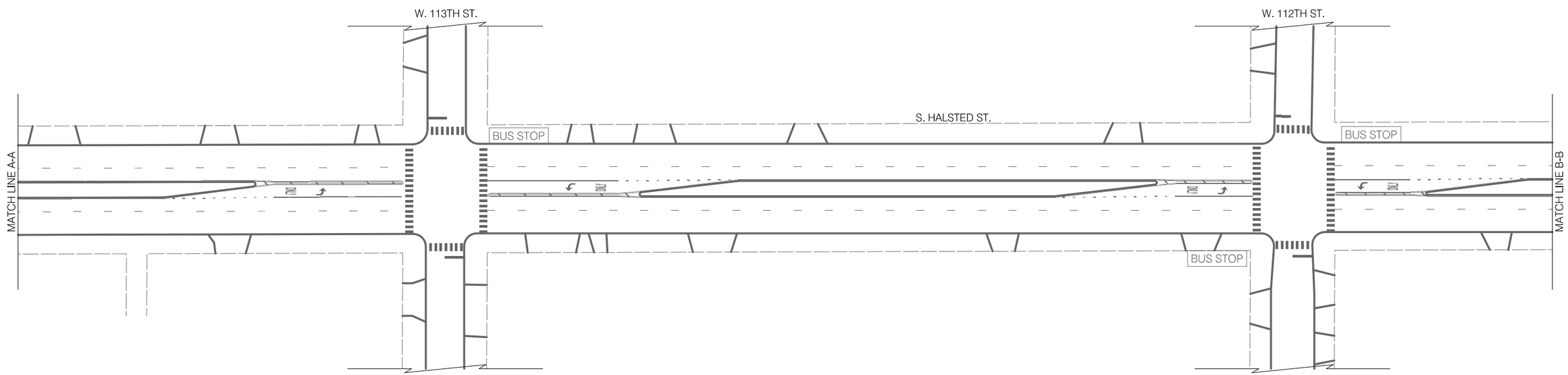

LEGEND

BUS STOP — EXISTING BUS STOP TO REMAIN

~~BUS STOP~~ — EXISTING BUS STOP TO BE REMOVED

BUS STOP — PROPOSED BUS STOP

INSTALLATION PLAN

NO SIGNAGE DESIGN IMPACTED ON THIS SHEET

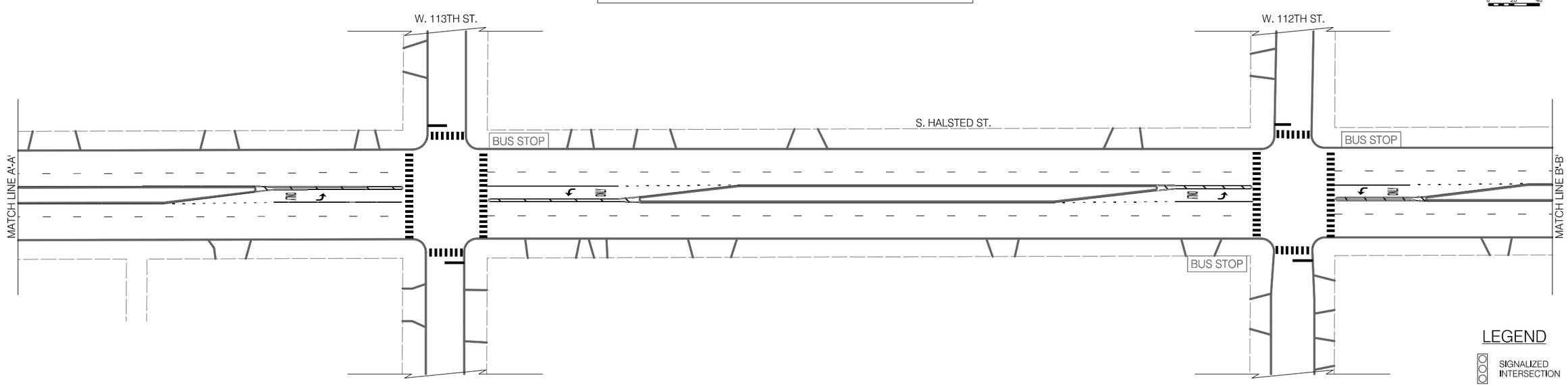

LEGEND

SIGNALIZED INTERSECTION

ALL-WAY STOP

ONE-WAY STREET

CDOT
CHICAGO DEPARTMENT OF TRANSPORTATION

REVISIONS

NO.	BY	DATE	DESCRIPTION

CITY OF CHICAGO
DEPARTMENT OF TRANSPORTATION
DIVISION OF ENGINEERING

2021 ARTERIAL STREET RESURFACING
FAR SOUTH AREA B-7-176

SIGNAGE PLANS

S. HALSTED STREET
W. 115TH ST. TO W. 93RD ST.

SCALE: 1" = 40'

SHEET NO.
96

DATE: 4/16/2021

EXISTING CONDITIONS

NO SIGNAGE DESIGN IMPACTED ON THIS SHEET

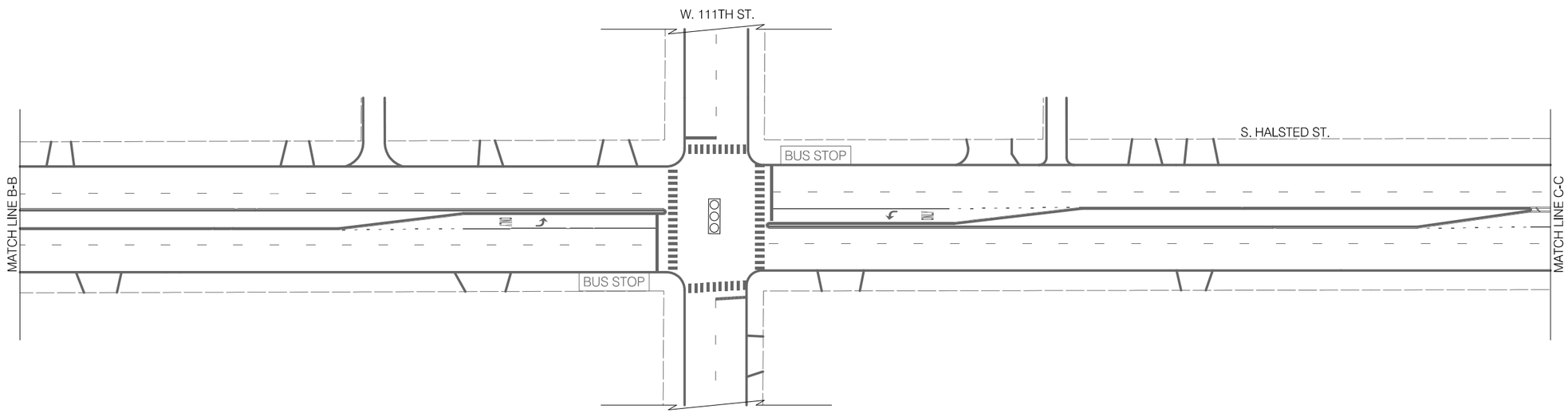

LEGEND

BUS STOP	EXISTING BUS STOP TO REMAIN
~~BUS STOP~~	EXISTING BUS STOP TO BE REMOVED
BUS STOP	PROPOSED BUS STOP

INSTALLATION PLAN

NO SIGNAGE DESIGN IMPACTED ON THIS SHEET

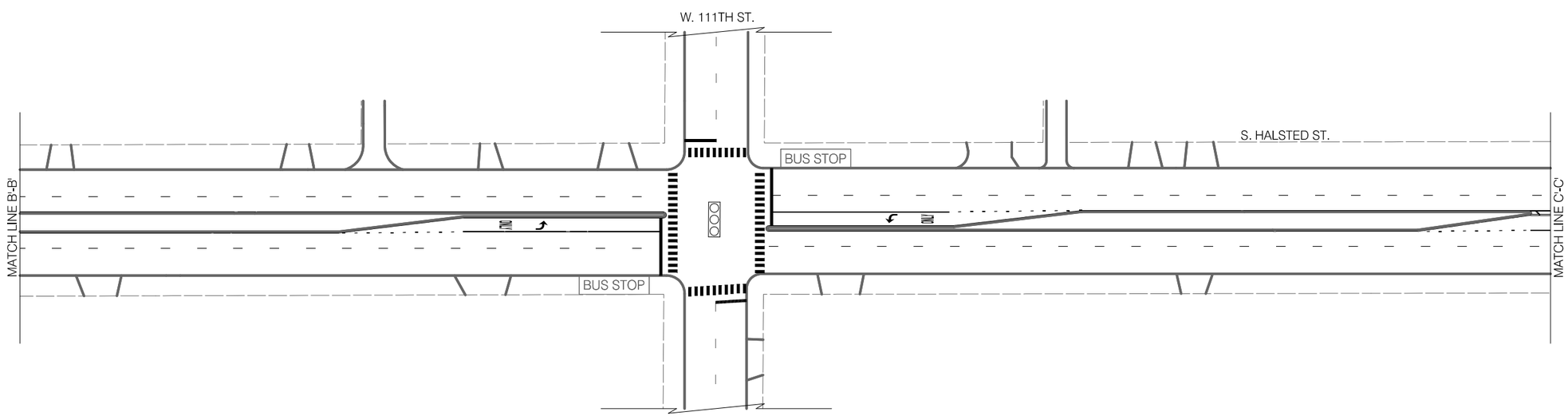

LEGEND

- SIGNALIZED INTERSECTION
- ALL-WAY STOP
- ONE-WAY STREET

CDOT
CHICAGO DEPARTMENT OF TRANSPORTATION

REVISIONS

NO.	BY	DATE	DESCRIPTION

CITY OF CHICAGO
DEPARTMENT OF TRANSPORTATION
DIVISION OF ENGINEERING

2021 ARTERIAL STREET RESURFACING
FAR SOUTH AREA B-7-176

SIGNAGE PLANS

S. HALSTED STREET
W. 115TH ST. TO W. 93RD ST.

SCALE: 1" = 40'

SHEET NO. 97

DATE: 4/16/2021

EXISTING CONDITIONS

NO SIGNAGE DESIGN IMPACTED ON THIS SHEET

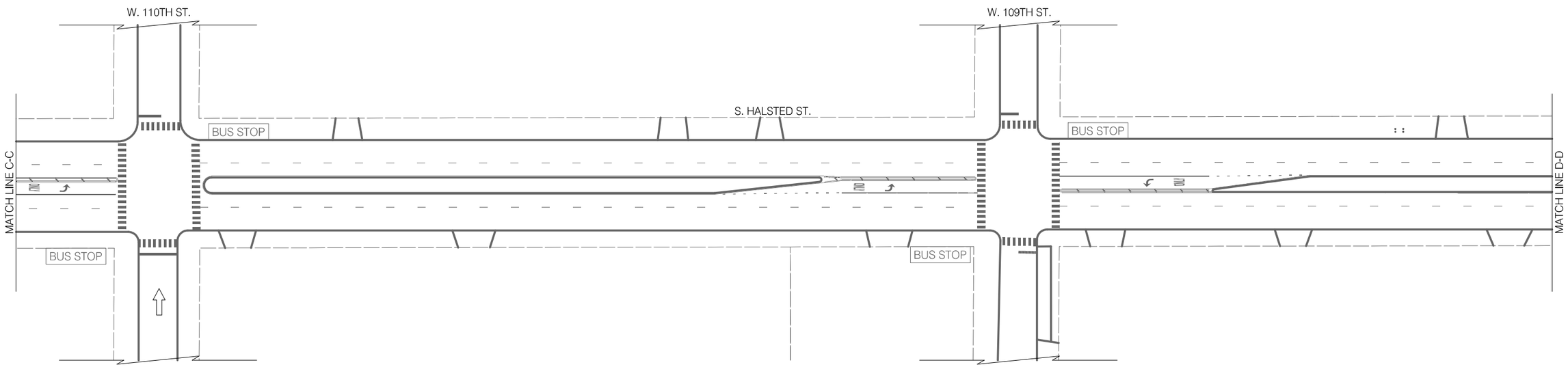

LEGEND

BUS STOP	EXISTING BUS STOP TO REMAIN
~~BUS STOP~~	EXISTING BUS STOP TO BE REMOVED
BUS STOP	PROPOSED BUS STOP

INSTALLATION PLAN

NO SIGNAGE DESIGN IMPACTED ON THIS SHEET

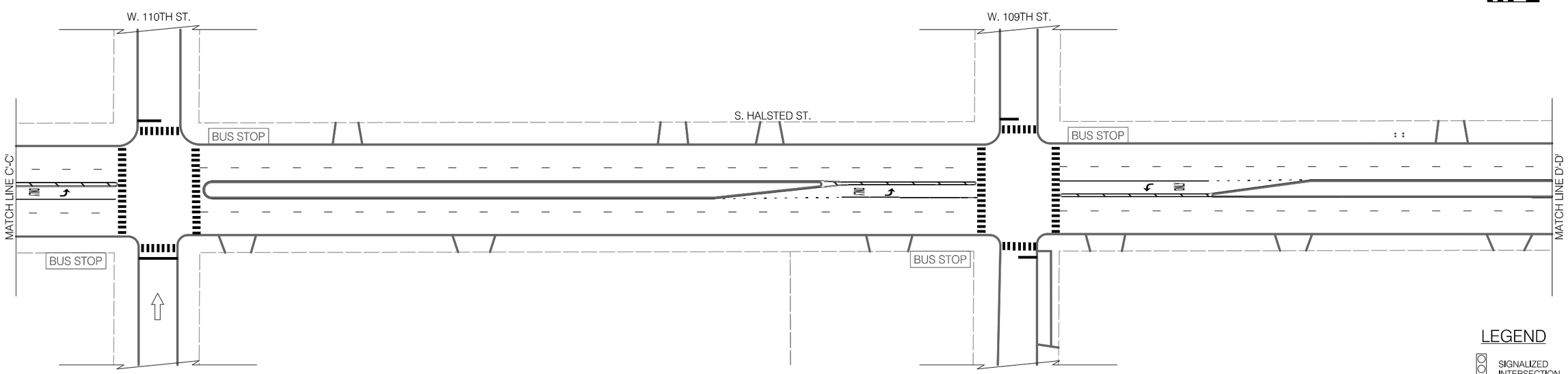

LEGEND

- SIGNALIZED INTERSECTION
- ALL-WAY STOP
- ONE-WAY STREET

CDOT
CHICAGO DEPARTMENT OF TRANSPORTATION

REVISIONS

NO.	BY	DATE	DESCRIPTION

CITY OF CHICAGO
DEPARTMENT OF TRANSPORTATION
DIVISION OF ENGINEERING

2021 ARTERIAL STREET RESURFACING
FAR SOUTH AREA B-7-176

SIGNAGE PLANS

S. HALSTED STREET
W. 115TH ST. TO W. 93RD ST.

SCALE: 1" = 40'

SHEET NO. 98

DATE: 4/16/2021

EXISTING CONDITIONS

NO SIGNAGE DESIGN IMPACTED ON THIS SHEET

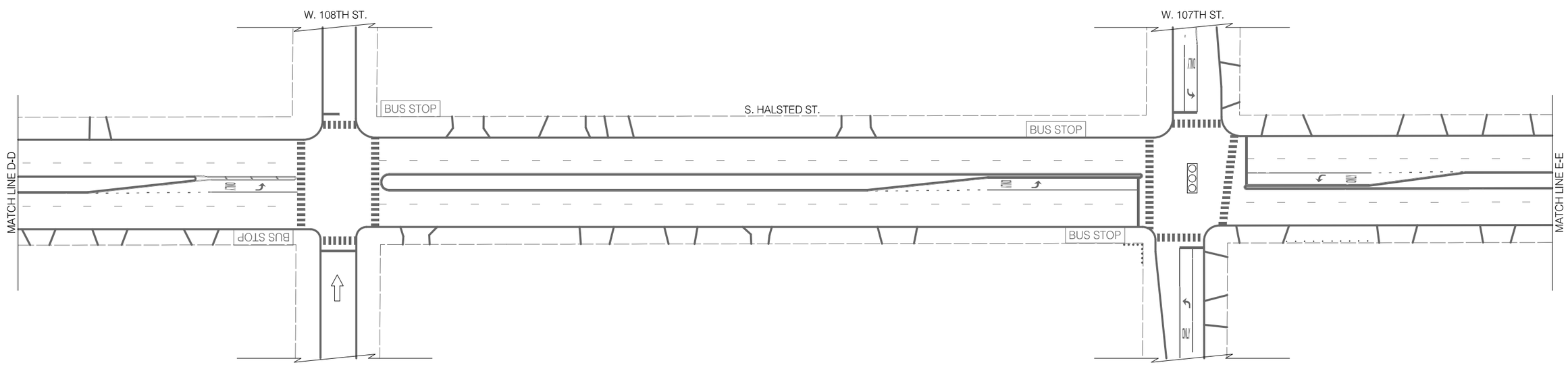

LEGEND

BUS STOP	EXISTING BUS STOP TO REMAIN
~~BUS STOP~~	EXISTING BUS STOP TO BE REMOVED
BUS STOP	PROPOSED BUS STOP

INSTALLATION PLAN

NO SIGNAGE DESIGN IMPACTED ON THIS SHEET

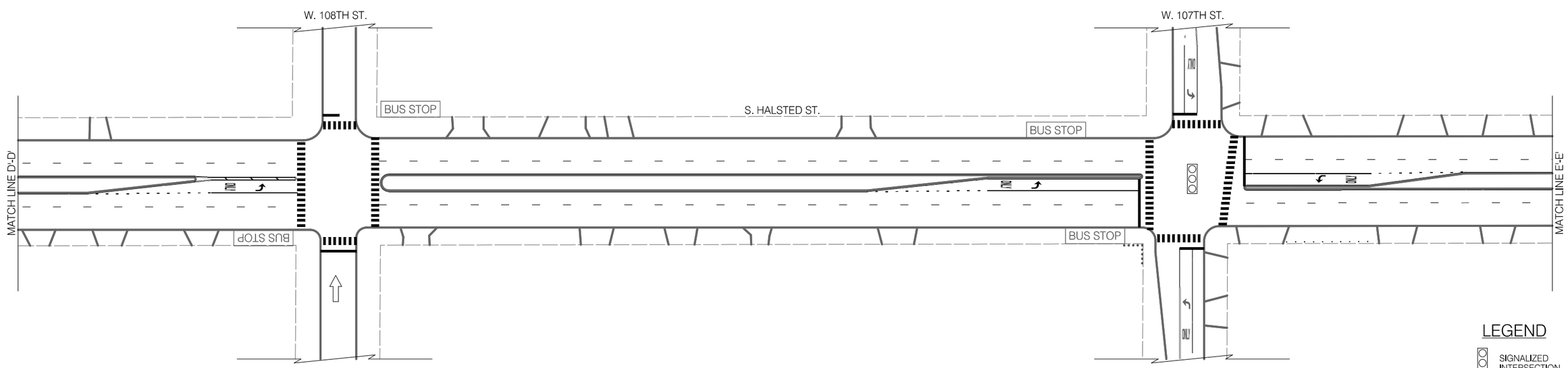

LEGEND

- SIGNALIZED INTERSECTION
- ALL-WAY STOP
- ONE-WAY STREET

CDOT
CHICAGO DEPARTMENT OF TRANSPORTATION

REVISIONS

NO.	BY	DATE	DESCRIPTION

CITY OF CHICAGO
DEPARTMENT OF TRANSPORTATION
DIVISION OF ENGINEERING

2021 ARTERIAL STREET RESURFACING
FAR SOUTH AREA B-7-176

SIGNAGE PLANS

S. HALSTED STREET
W. 115TH ST. TO W. 93RD ST.

SCALE: 1" = 40'

SHEET NO.
99

DATE: 4/16/2021

EXISTING CONDITIONS

NO SIGNAGE DESIGN IMPACTED ON THIS SHEET

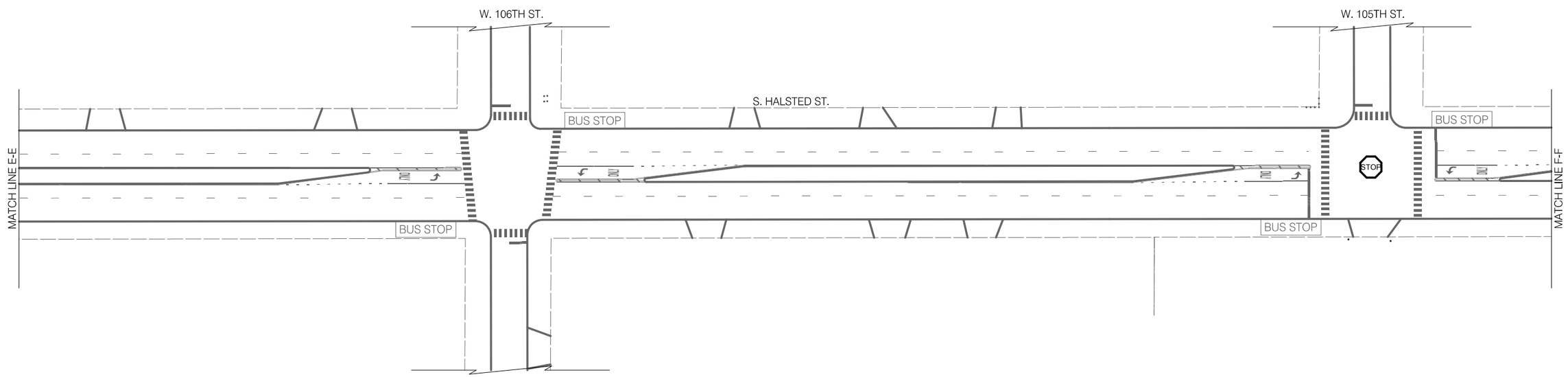

LEGEND

BUS STOP	EXISTING BUS STOP TO REMAIN
~~BUS STOP~~	EXISTING BUS STOP TO BE REMOVED
BUS STOP	PROPOSED BUS STOP

INSTALLATION PLAN

NO SIGNAGE DESIGN IMPACTED ON THIS SHEET

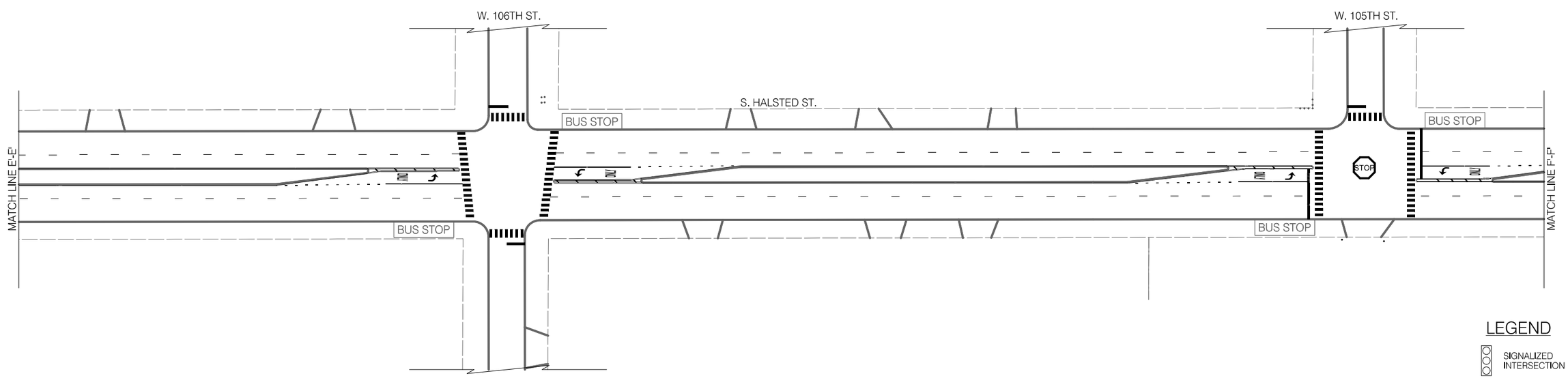

LEGEND

- SIGNALIZED INTERSECTION
- ALL-WAY STOP
- ONE-WAY STREET

CDOT
CHICAGO DEPARTMENT OF TRANSPORTATION

REVISIONS

NO.	BY	DATE	DESCRIPTION

CITY OF CHICAGO
DEPARTMENT OF TRANSPORTATION
DIVISION OF ENGINEERING

2021 ARTERIAL STREET RESURFACING
FAR SOUTH AREA B-7-176

SIGNAGE PLANS

S. HALSTED STREET
W. 115TH ST. TO W. 93RD ST.

SCALE: 1" = 40'

SHEET NO.
100

DATE: 4/16/2021

EXISTING CONDITIONS

NO SIGNAGE DESIGN IMPACTED ON THIS SHEET

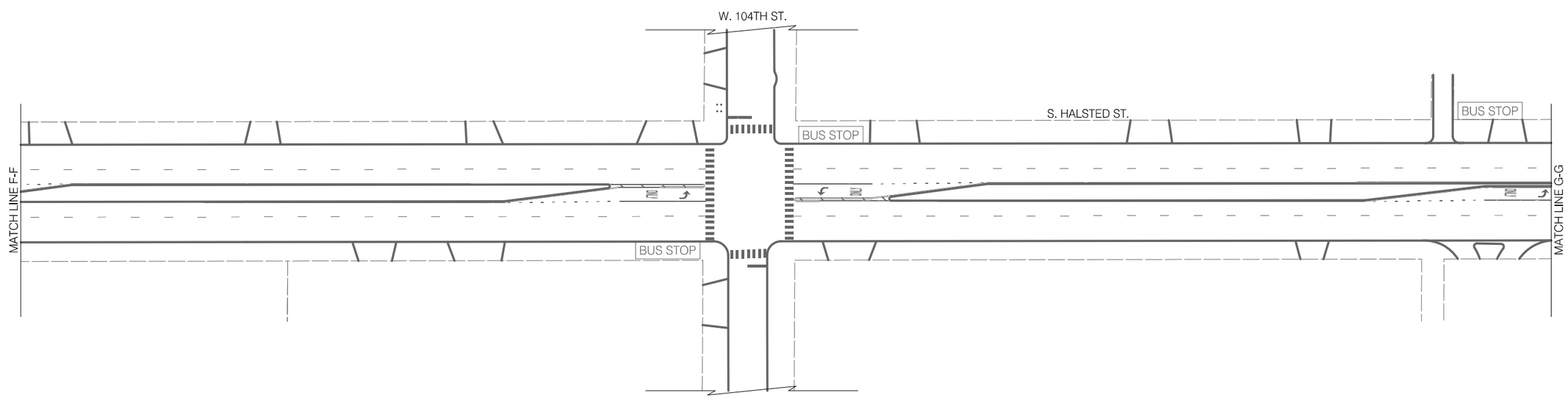

LEGEND

BUS STOP	EXISTING BUS STOP TO REMAIN
~~BUS STOP~~	EXISTING BUS STOP TO BE REMOVED
BUS STOP	PROPOSED BUS STOP

INSTALLATION PLAN

NO SIGNAGE DESIGN IMPACTED ON THIS SHEET

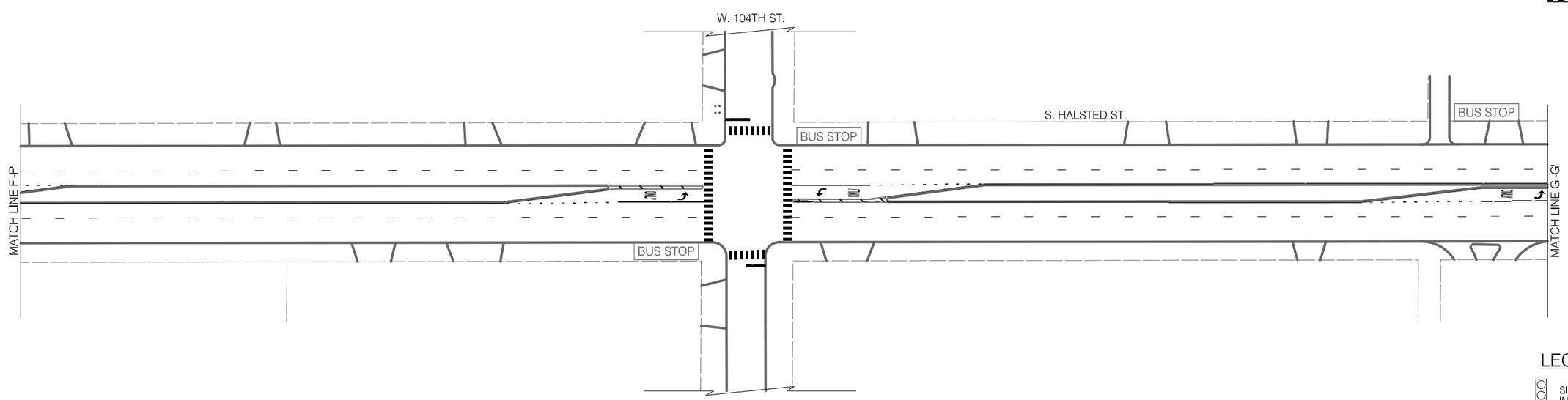

LEGEND

- SIGNALIZED INTERSECTION
- ALL-WAY STOP
- ONE-WAY STREET

CDOT
CHICAGO DEPARTMENT OF TRANSPORTATION

REVISIONS			
NO.	BY	DATE	DESCRIPTION

CITY OF CHICAGO
DEPARTMENT OF TRANSPORTATION
DIVISION OF ENGINEERING

2021 ARTERIAL STREET RESURFACING
FAR SOUTH AREA B-7-176

SIGNAGE PLANS

S. HALSTED STREET
W. 115TH ST. TO W. 93RD ST.

SCALE: 1" = 40'

SHEET NO.
101

DATE: 4/16/2021

EXISTING CONDITIONS

NO SIGNAGE DESIGN IMPACTED ON THIS SHEET

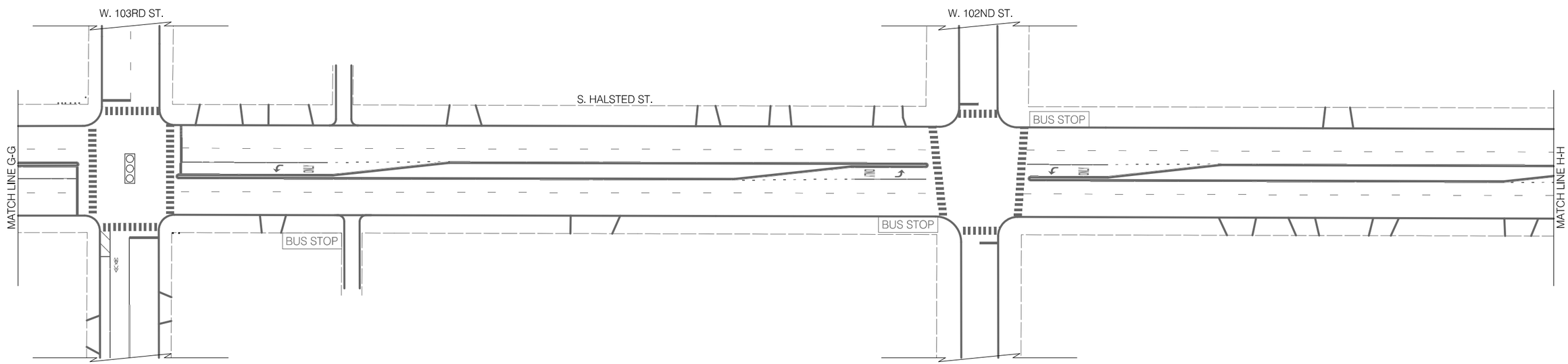

LEGEND

BUS STOP	EXISTING BUS STOP TO REMAIN
~~BUS STOP~~	EXISTING BUS STOP TO BE REMOVED
BUS STOP	PROPOSED BUS STOP

INSTALLATION PLAN

NO SIGNAGE DESIGN IMPACTED ON THIS SHEET

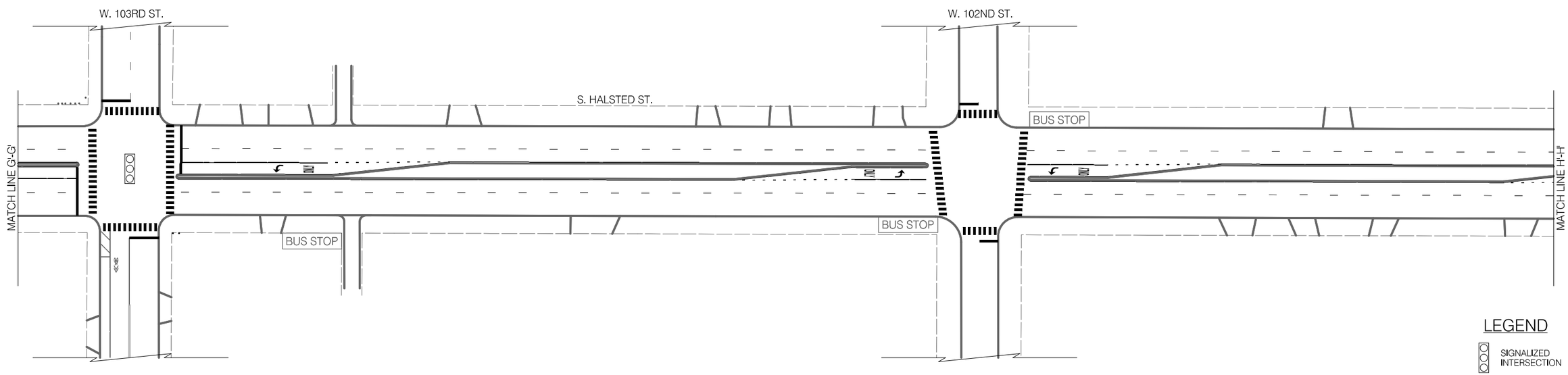

LEGEND

- SIGNALIZED INTERSECTION
- ALL-WAY STOP
- ONE-WAY STREET

CDOT
CHICAGO DEPARTMENT OF TRANSPORTATION

REVISIONS

NO.	BY	DATE	DESCRIPTION

CITY OF CHICAGO
DEPARTMENT OF TRANSPORTATION
DIVISION OF ENGINEERING

2021 ARTERIAL STREET RESURFACING
FAR SOUTH AREA B-7-176

SIGNAGE PLANS

S. HALSTED STREET
W. 115TH ST. TO W. 93RD ST.

SCALE: 1" = 40'

SHEET NO.
102

DATE: 4/16/2021

EXISTING CONDITIONS

NO SIGNAGE DESIGN IMPACTED ON THIS SHEET

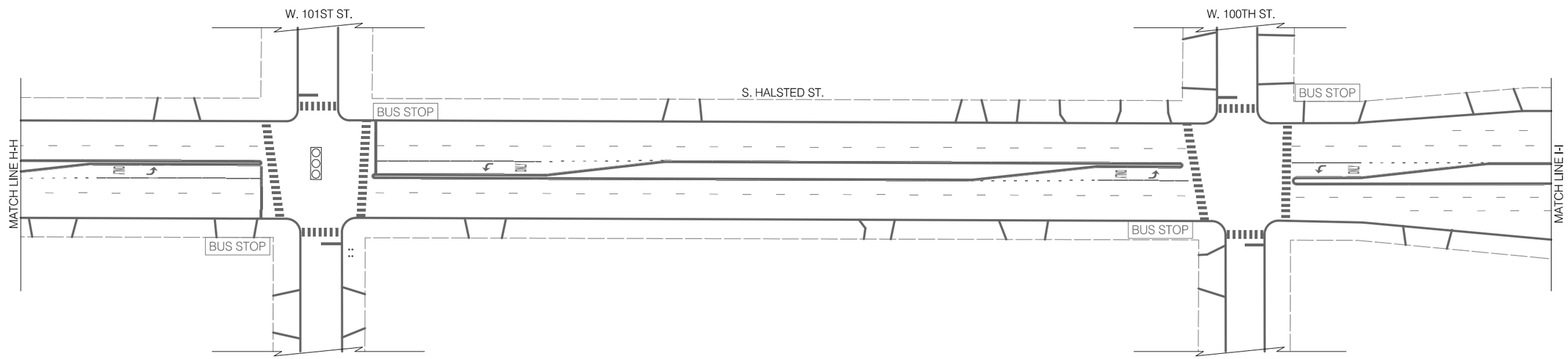

LEGEND

BUS STOP	EXISTING BUS STOP TO REMAIN
~~BUS STOP~~	EXISTING BUS STOP TO BE REMOVED
BUS STOP	PROPOSED BUS STOP

INSTALLATION PLAN

NO SIGNAGE DESIGN IMPACTED ON THIS SHEET

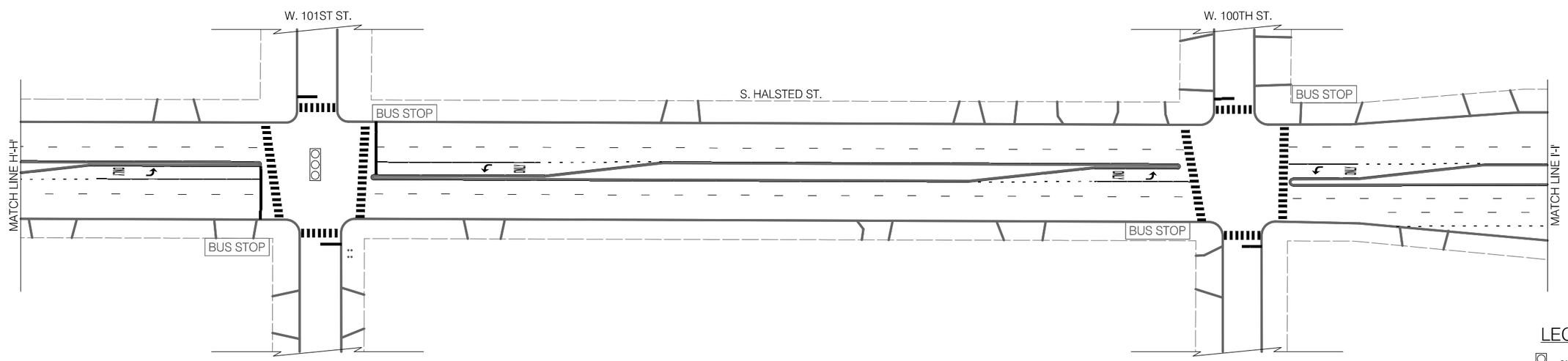

LEGEND

	SIGNALIZED INTERSECTION
STOP	ALL-WAY STOP
	ONE-WAY STREET

CDOT
CHICAGO DEPARTMENT OF TRANSPORTATION

REVISIONS

NO.	BY	DATE	DESCRIPTION

CITY OF CHICAGO
DEPARTMENT OF TRANSPORTATION
DIVISION OF ENGINEERING

2021 ARTERIAL STREET RESURFACING
FAR SOUTH AREA B-7-176

SIGNAGE PLANS

S. HALSTED STREET
W. 115TH ST. TO W. 93RD ST.

SCALE: 1" = 40'

SHEET NO.
103

DATE: 4/16/2021

EXISTING CONDITIONS

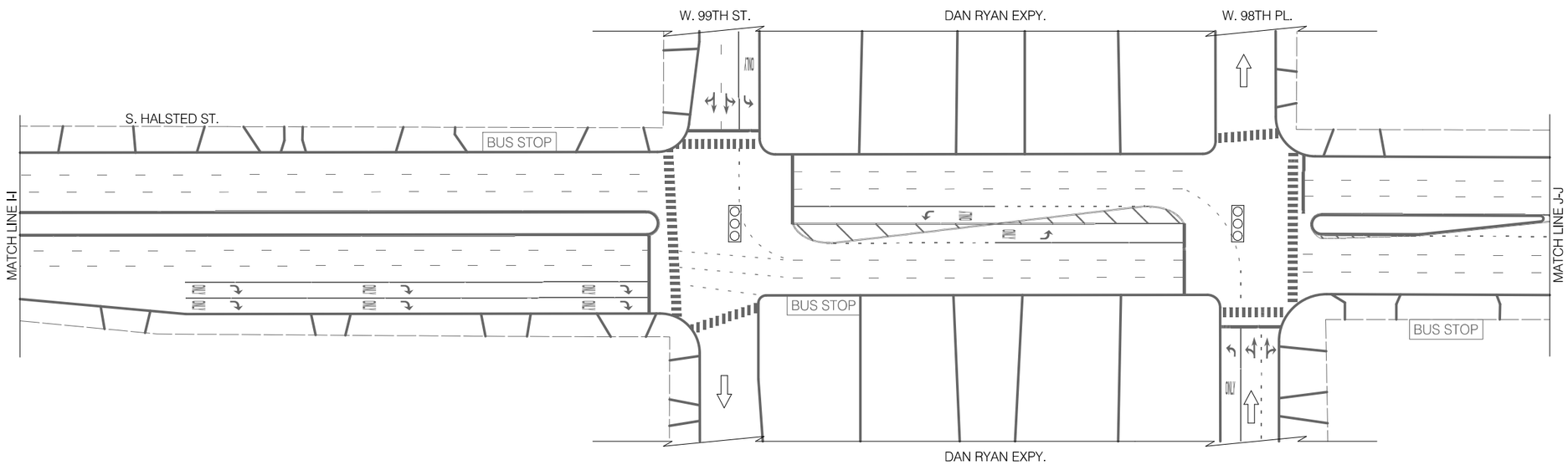

LEGEND

BUS STOP	EXISTING BUS STOP TO REMAIN	~~BUS STOP~~	EXISTING BUS STOP TO BE REMOVED	BUS STOP	PROPOSED BUS STOP

INSTALLATION PLAN

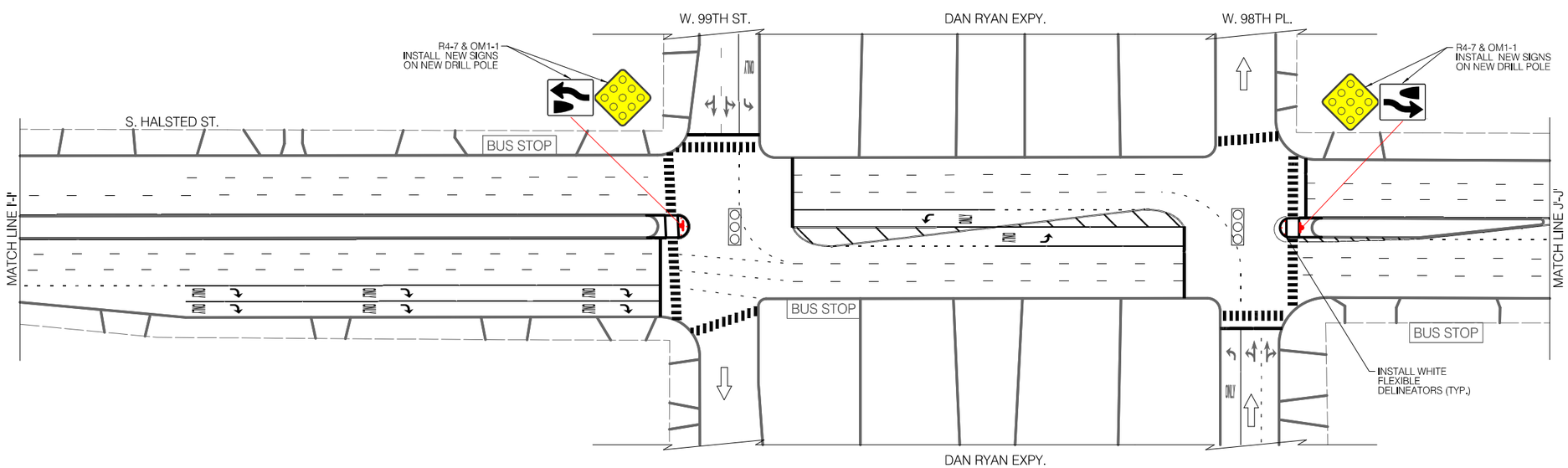

LEGEND

- SIGNALIZED INTERSECTION
- ALL-WAY STOP
- ONE-WAY STREET

CDOT
CHICAGO DEPARTMENT OF TRANSPORTATION

REVISIONS			
NO.	BY	DATE	DESCRIPTION

CITY OF CHICAGO
DEPARTMENT OF TRANSPORTATION
DIVISION OF ENGINEERING

2021 ARTERIAL STREET RESURFACING
FAR SOUTH AREA B-7-176

SIGNAGE PLANS

S. HALSTED STREET
W. 115TH ST. TO W. 93RD ST.

SCALE: 1" = 40'

SHEET NO.
104

DATE: 4/16/2021

EXISTING CONDITIONS

NO SIGNAGE DESIGN IMPACTED ON THIS SHEET

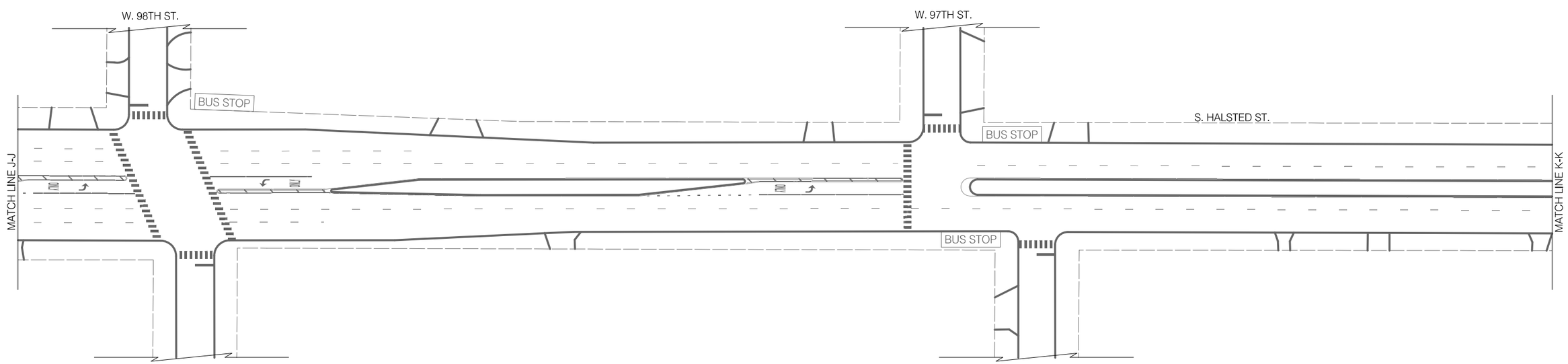

LEGEND

BUS STOP	EXISTING BUS STOP TO REMAIN
~~BUS STOP~~	EXISTING BUS STOP TO BE REMOVED
BUS STOP	PROPOSED BUS STOP

INSTALLATION PLAN

NO SIGNAGE DESIGN IMPACTED ON THIS SHEET

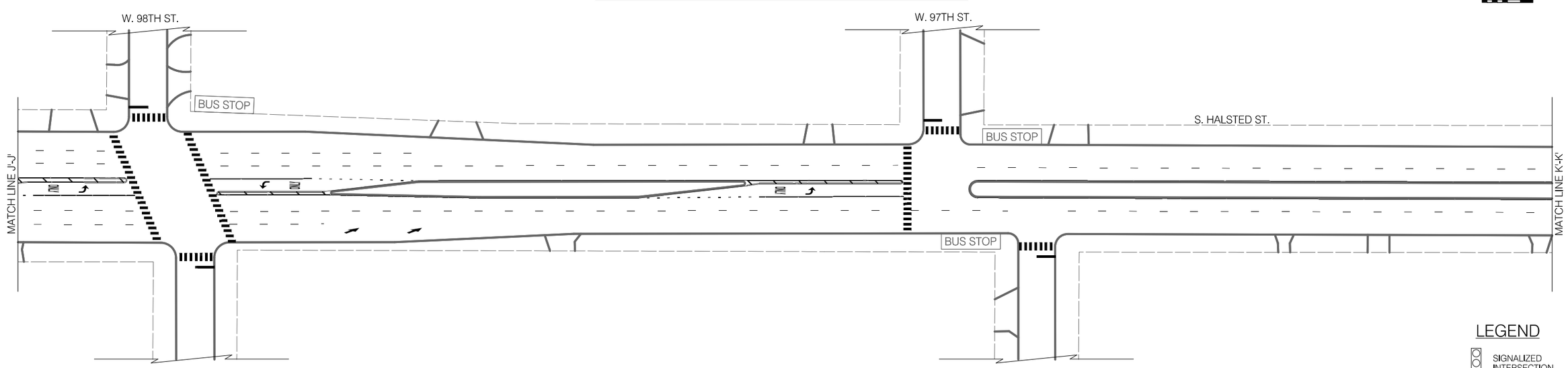

LEGEND

- SIGNALIZED INTERSECTION
- ALL-WAY STOP
- ONE-WAY STREET

CDOT
CHICAGO DEPARTMENT OF TRANSPORTATION

REVISIONS

NO.	BY	DATE	DESCRIPTION

CITY OF CHICAGO
DEPARTMENT OF TRANSPORTATION
DIVISION OF ENGINEERING

2021 ARTERIAL STREET RESURFACING
FAR SOUTH AREA B-7-176

SIGNAGE PLANS

S. HALSTED STREET
W. 115TH ST. TO W. 93RD ST.

SCALE: 1" = 40'

SHEET NO. 105

DATE: 4/16/2021

EXISTING CONDITIONS

NO SIGNAGE DESIGN IMPACTED ON THIS SHEET

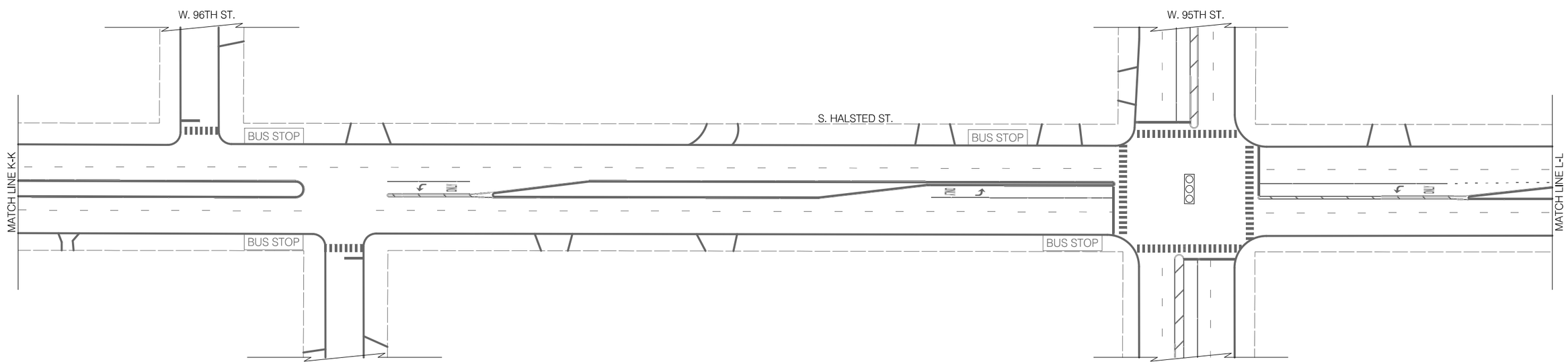

LEGEND

BUS STOP	EXISTING BUS STOP TO REMAIN
~~BUS STOP~~	EXISTING BUS STOP TO BE REMOVED
BUS STOP	PROPOSED BUS STOP

INSTALLATION PLAN

NO SIGNAGE DESIGN IMPACTED ON THIS SHEET

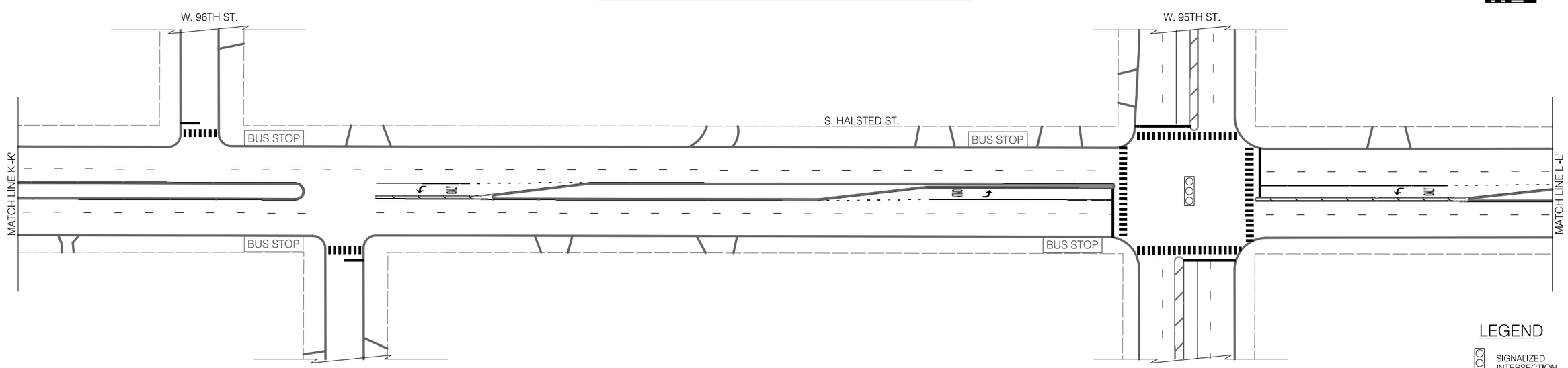

LEGEND

	SIGNALIZED INTERSECTION
STOP	ALL-WAY STOP
	ONE-WAY STREET

CDOT
CHICAGO DEPARTMENT OF TRANSPORTATION

REVISIONS

NO.	BY	DATE	DESCRIPTION

CITY OF CHICAGO
DEPARTMENT OF TRANSPORTATION
DIVISION OF ENGINEERING

2021 ARTERIAL STREET RESURFACING
FAR SOUTH AREA B-7-176

SIGNAGE PLANS

S. HALSTED STREET
W. 115TH ST. TO W. 93RD ST.

SCALE: 1" = 40'

SHEET NO.
106

DATE: 4/16/2021

EXISTING CONDITIONS

NO SIGNAGE DESIGN IMPACTED ON THIS SHEET

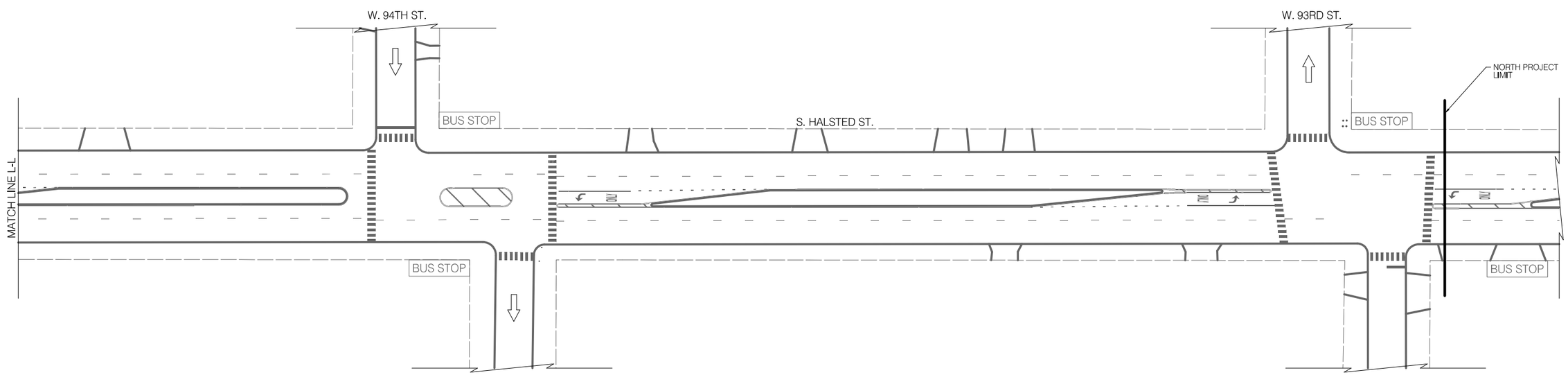

LEGEND

BUS STOP	EXISTING BUS STOP TO REMAIN
~~BUS STOP~~	EXISTING BUS STOP TO BE REMOVED
BUS STOP	PROPOSED BUS STOP

INSTALLATION PLAN

NO SIGNAGE DESIGN IMPACTED ON THIS SHEET

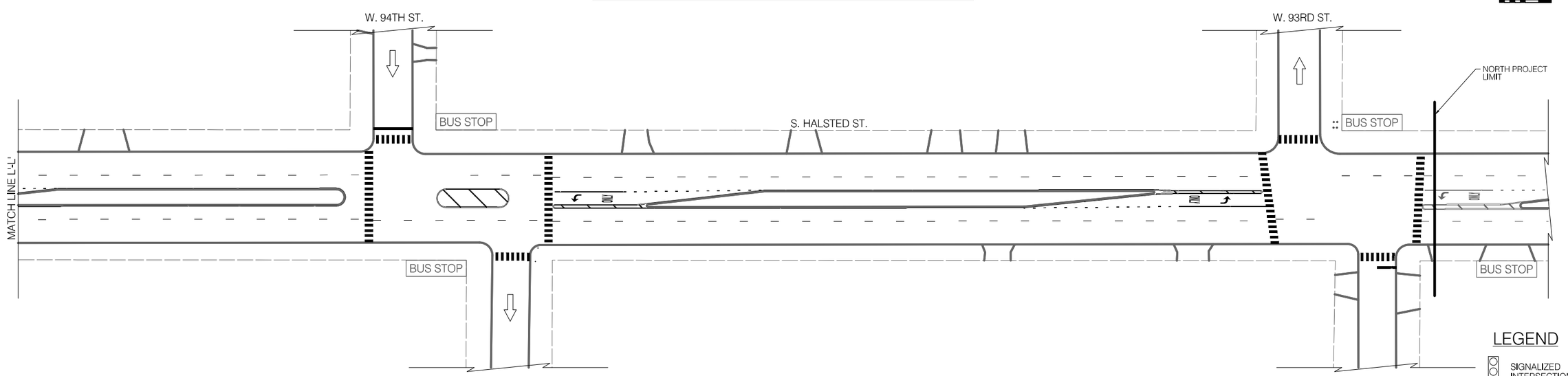

LEGEND

	SIGNALIZED INTERSECTION
STOP	ALL-WAY STOP
	ONE-WAY STREET

CDOT
CHICAGO DEPARTMENT OF TRANSPORTATION

REVISIONS

NO.	BY	DATE	DESCRIPTION

CITY OF CHICAGO
DEPARTMENT OF TRANSPORTATION
DIVISION OF ENGINEERING

2021 ARTERIAL STREET RESURFACING
FAR SOUTH AREA B-7-176

SIGNAGE PLANS

S. HALSTED STREET
W. 115TH ST. TO W. 93RD ST.

SCALE: 1" = 40'

SHEET NO.
107

DATE: 4/16/2021

EXISTING CONDITIONS

NO SIGNAGE DESIGN IMPACTED ON THIS SHEET

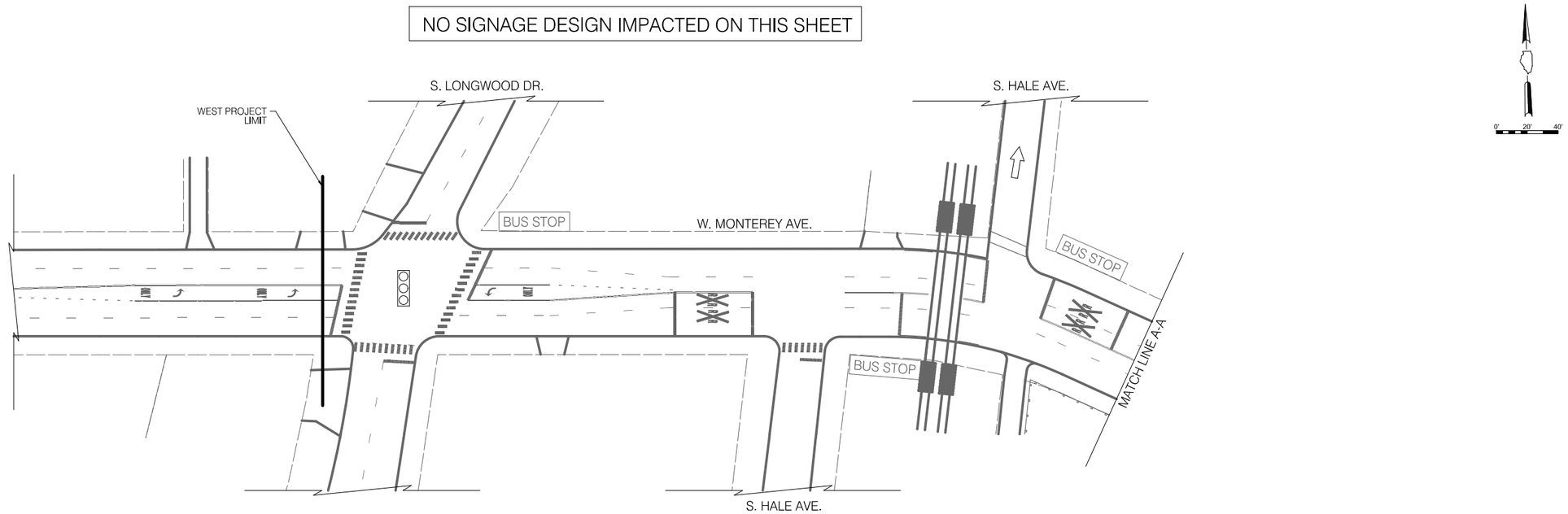

LEGEND

BUS STOP	EXISTING BUS STOP TO REMAIN
~~BUS STOP~~	EXISTING BUS STOP TO BE REMOVED
BUS STOP	PROPOSED BUS STOP

INSTALLATION PLAN

NO SIGNAGE DESIGN IMPACTED ON THIS SHEET

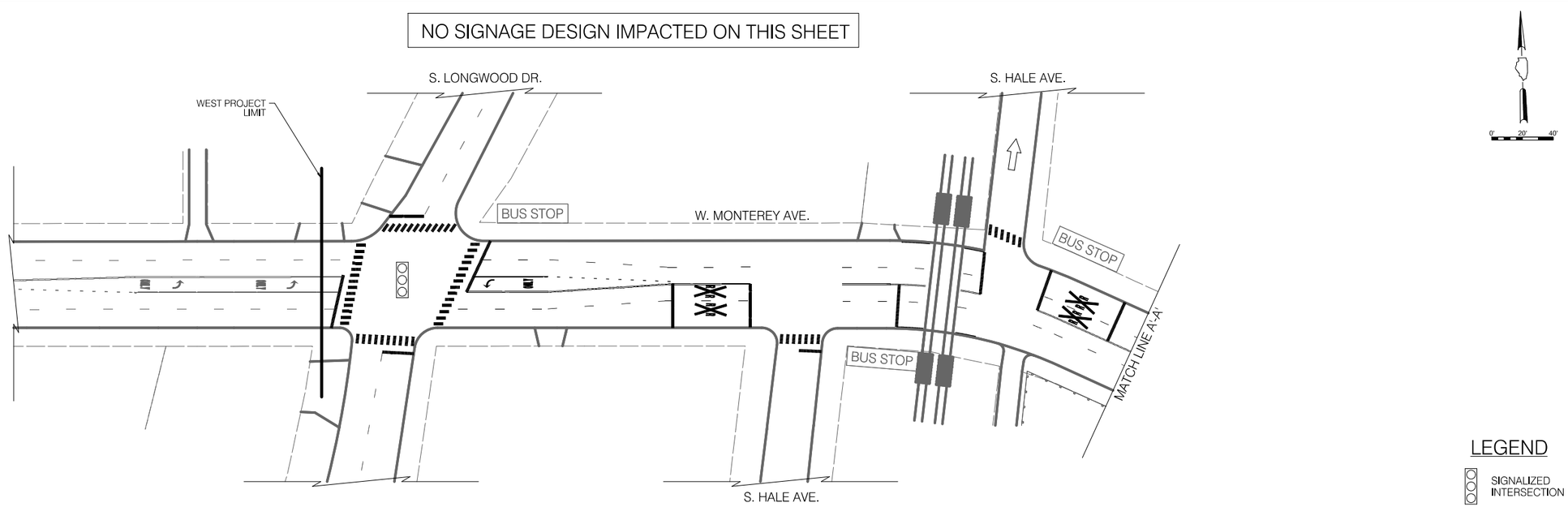

LEGEND

	SIGNALIZED INTERSECTION
STOP	ALL-WAY STOP
	ONE-WAY STREET

CDOT
CHICAGO DEPARTMENT OF TRANSPORTATION

REVISIONS

NO.	BY	DATE	DESCRIPTION

CITY OF CHICAGO
DEPARTMENT OF TRANSPORTATION
DIVISION OF ENGINEERING

2021 ARTERIAL STREET RESURFACING
FAR SOUTH AREA B-7-176

SIGNAGE PLANS

W. MONTEREY AVENUE
S. LONGWOOD AVE. TO
S. VINCENNES AVE.

SCALE: 1" = 40'

SHEET NO.
108

DATE: 4/16/2021

EXISTING CONDITIONS

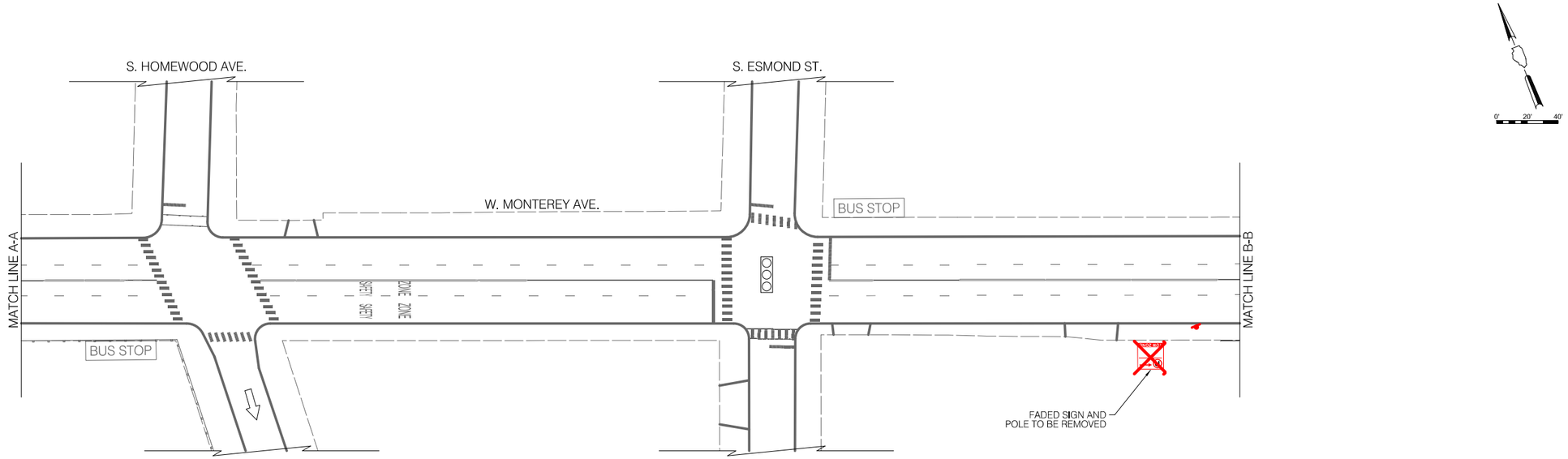

LEGEND

BUS STOP	EXISTING BUS STOP TO REMAIN
~~BUS STOP~~	EXISTING BUS STOP TO BE REMOVED
BUS STOP	PROPOSED BUS STOP

INSTALLATION PLAN

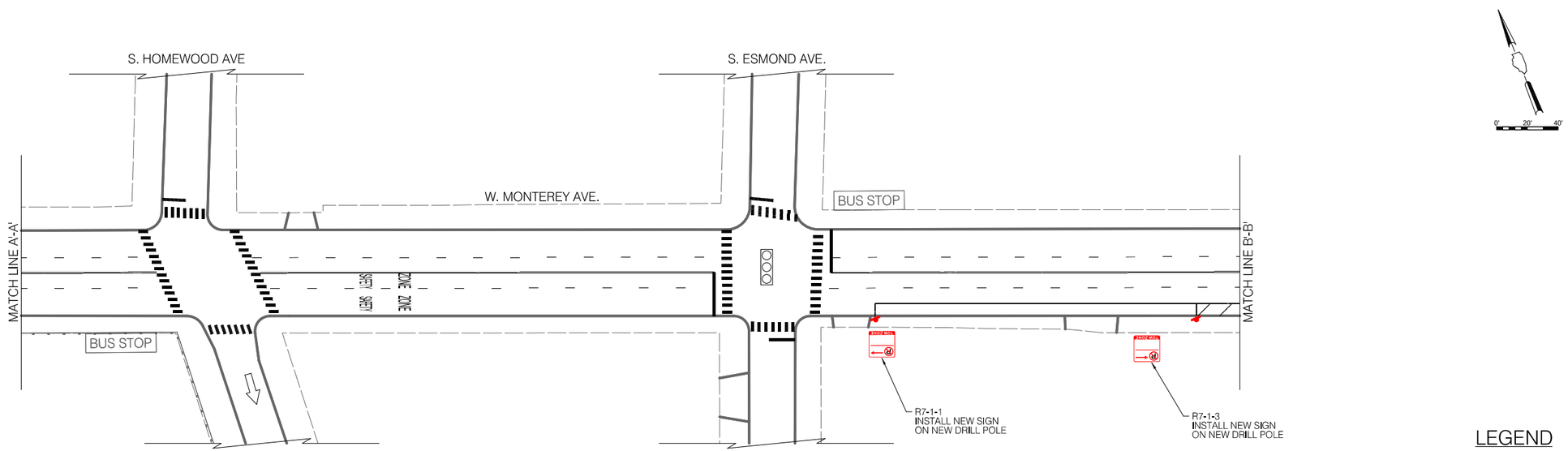

LEGEND

- SIGNALIZED INTERSECTION
- ALL-WAY STOP
- ONE-WAY STREET

CDOT
CHICAGO DEPARTMENT OF TRANSPORTATION

REVISIONS

NO.	BY	DATE	DESCRIPTION

CITY OF CHICAGO
DEPARTMENT OF TRANSPORTATION
DIVISION OF ENGINEERING

2021 ARTERIAL STREET RESURFACING
FAR SOUTH AREA B-7-176

SIGNAGE PLANS

W. MONTEREY AVENUE
S. LONGWOOD AVE. TO
S. VINCENNES AVE.

SCALE: 1" = 40'

SHEET NO.
109

DATE: 4/16/2021

EXISTING CONDITIONS

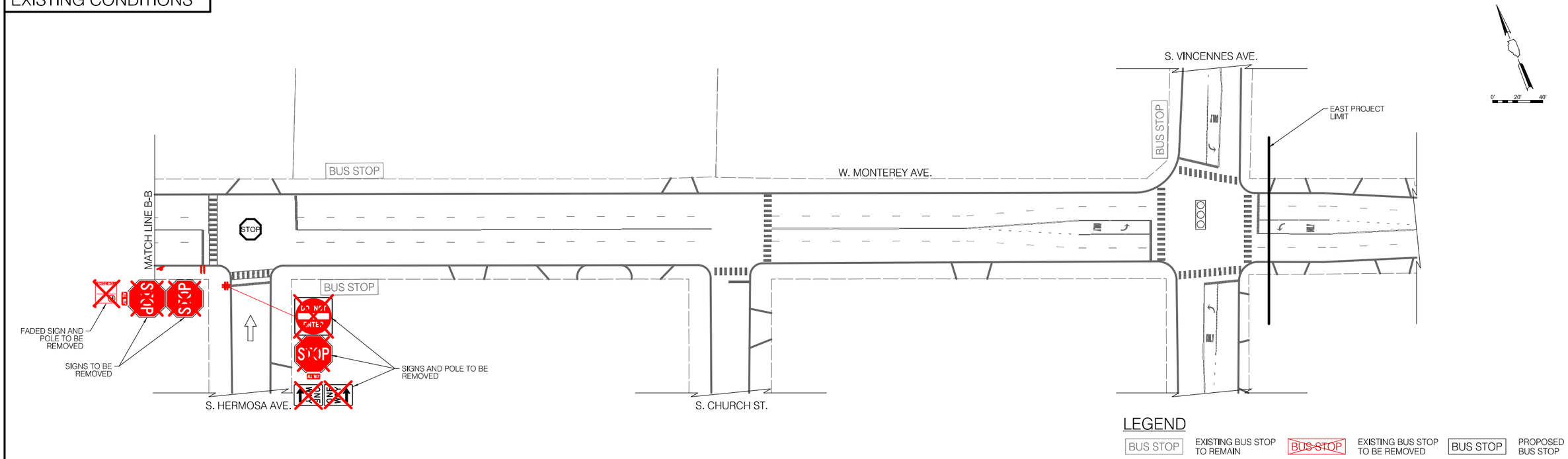

INSTALLATION PLAN

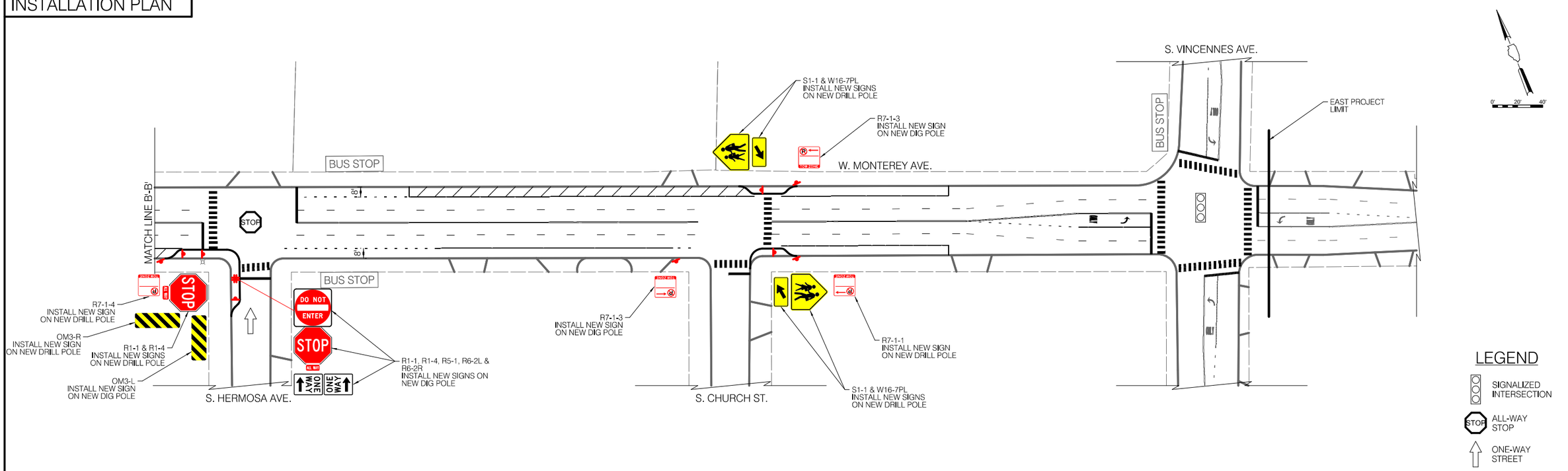

CDOT
CHICAGO DEPARTMENT OF TRANSPORTATION

REVISIONS			
NO.	BY	DATE	DESCRIPTION

CITY OF CHICAGO
DEPARTMENT OF TRANSPORTATION
DIVISION OF ENGINEERING

2021 ARTERIAL STREET RESURFACING
FAR SOUTH AREA B-7-176

SIGNAGE PLANS

W. MONTEREY AVENUE
S. LONGWOOD AVE. TO
S. VINCENNES AVE.

SCALE: 1" = 40'

SHEET NO.
110

DATE: 4/16/2021

EXISTING CONDITIONS

NO SIGNAGE DESIGN IMPACTED ON THIS SHEET

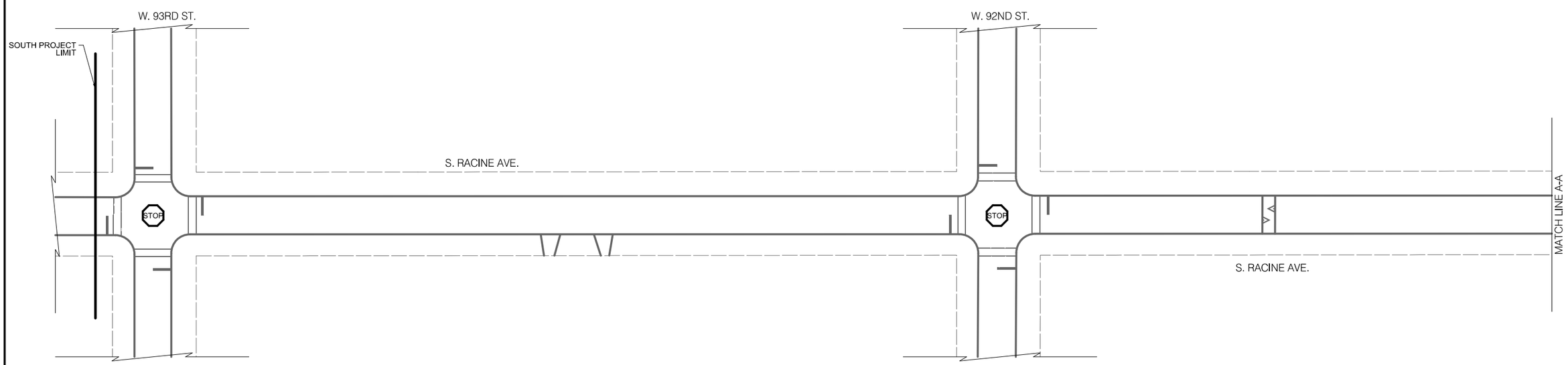

LEGEND

BUS STOP	EXISTING BUS STOP TO REMAIN
~~BUS STOP~~	EXISTING BUS STOP TO BE REMOVED
BUS STOP	PROPOSED BUS STOP

INSTALLATION PLAN

NO SIGNAGE DESIGN IMPACTED ON THIS SHEET

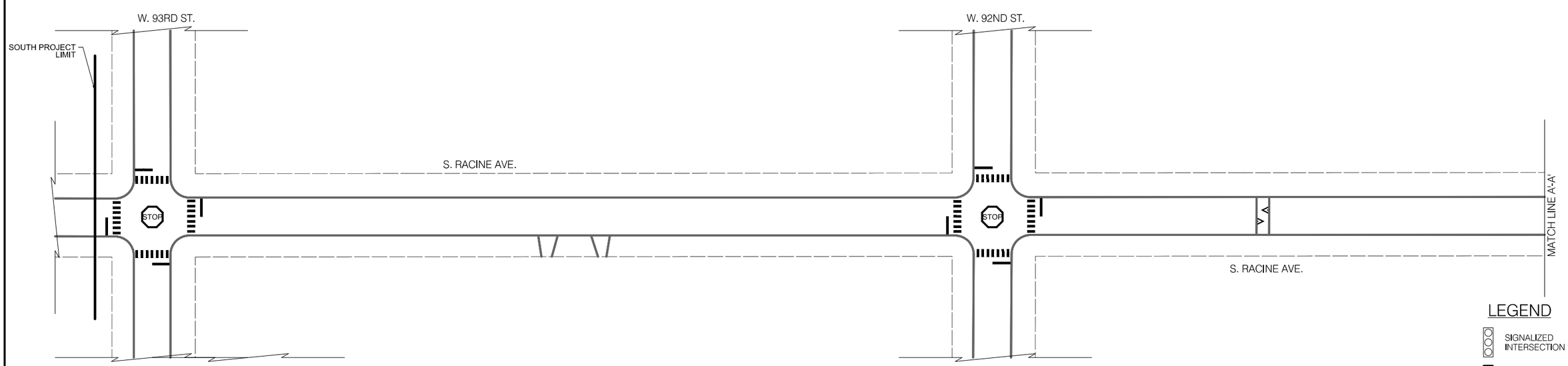

LEGEND

- SIGNALIZED INTERSECTION
- ALL-WAY STOP
- ONE-WAY STREET

CDOT
CHICAGO DEPARTMENT OF TRANSPORTATION

REVISIONS

NO.	BY	DATE	DESCRIPTION

CITY OF CHICAGO
DEPARTMENT OF TRANSPORTATION
DIVISION OF ENGINEERING

2021 ARTERIAL STREET RESURFACING
FAR SOUTH AREA B-7-176

SIGNAGE PLANS

S. RACINE AVENUE
W. 93RD ST. TO W. 89TH ST.

SCALE: 1" = 40'

SHEET NO.
111

DATE: 4/16/2021

EXISTING CONDITIONS

NO SIGNAGE DESIGN IMPACTED ON THIS SHEET

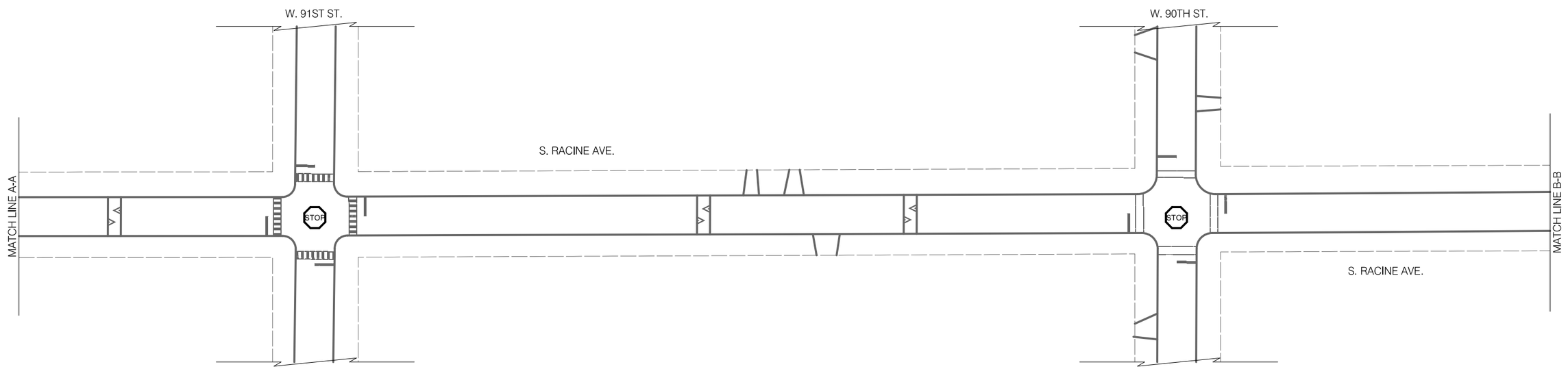

LEGEND

BUS STOP — EXISTING BUS STOP TO REMAIN

~~BUS STOP~~ — EXISTING BUS STOP TO BE REMOVED

BUS STOP — PROPOSED BUS STOP

INSTALLATION PLAN

NO SIGNAGE DESIGN IMPACTED ON THIS SHEET

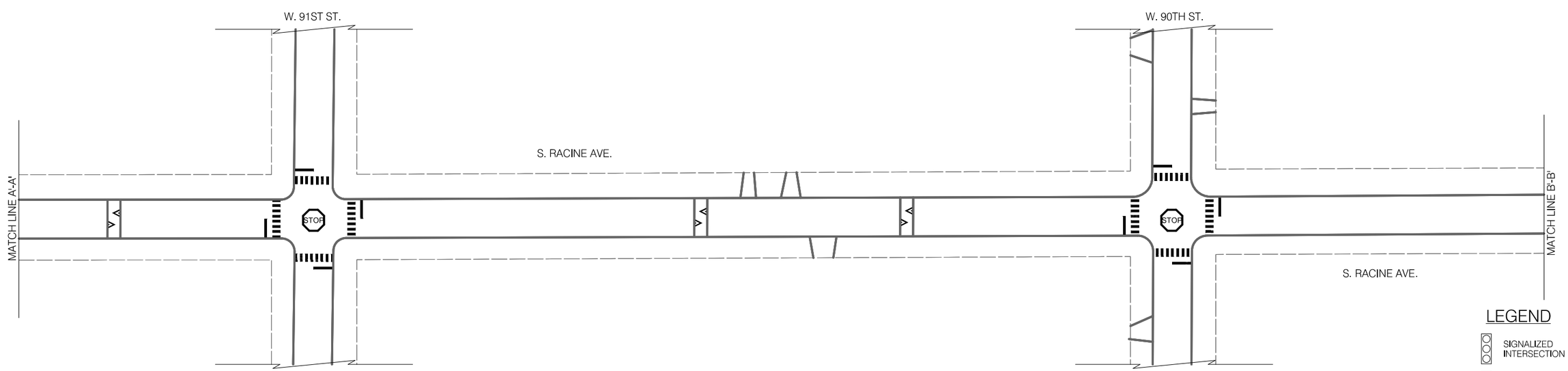

LEGEND

SIGNALIZED INTERSECTION

ALL-WAY STOP

ONE-WAY STREET

CDOT
CHICAGO DEPARTMENT OF TRANSPORTATION

REVISIONS

NO.	BY	DATE	DESCRIPTION

CITY OF CHICAGO
DEPARTMENT OF TRANSPORTATION
DIVISION OF ENGINEERING

2021 ARTERIAL STREET RESURFACING
FAR SOUTH AREA B-7-176

SIGNAGE PLANS

S. RACINE AVENUE
W. 93RD ST. TO W. 89TH ST.

SCALE: 1" = 40'

SHEET NO.
112

DATE: 4/16/2021

EXISTING CONDITIONS

NO SIGNAGE DESIGN IMPACTED ON THIS SHEET

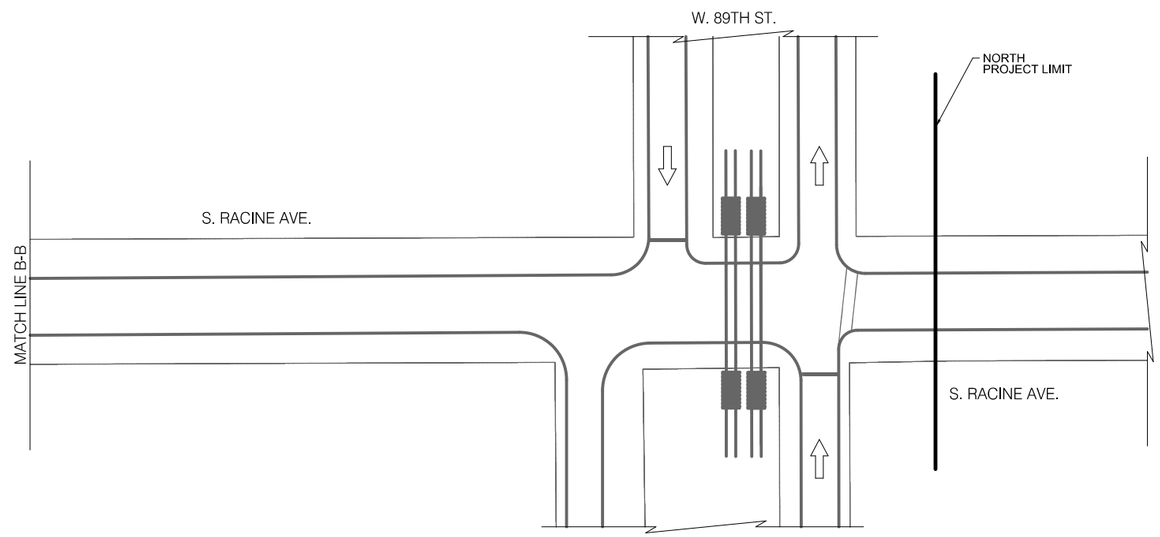

LEGEND

BUS STOP	EXISTING BUS STOP TO REMAIN
~~BUS STOP~~	EXISTING BUS STOP TO BE REMOVED
BUS STOP	PROPOSED BUS STOP

INSTALLATION PLAN

NO SIGNAGE DESIGN IMPACTED ON THIS SHEET

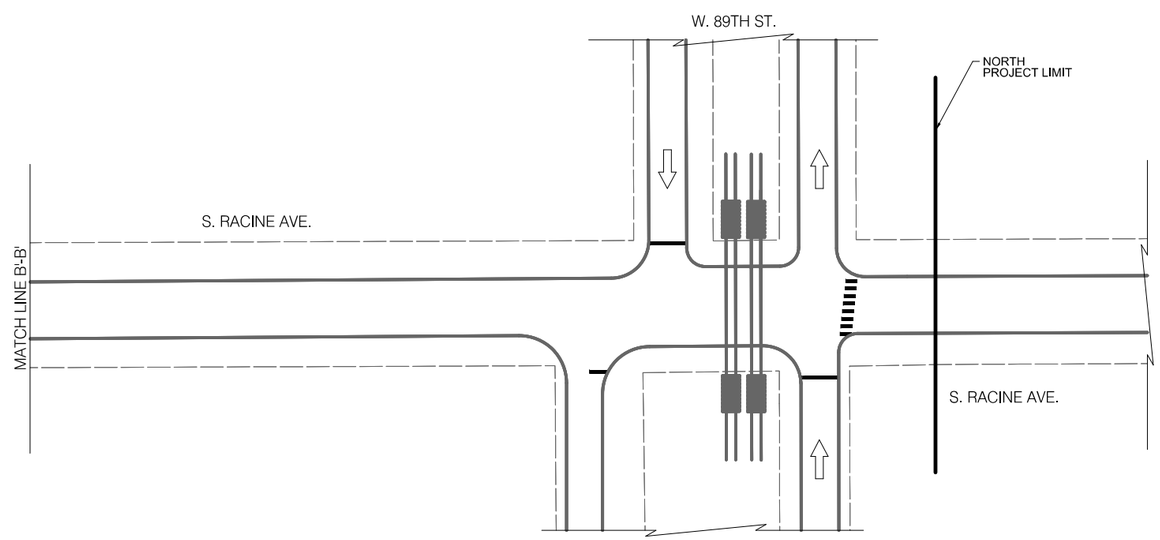

LEGEND

- SIGNALIZED INTERSECTION
- ALL-WAY STOP
- ONE-WAY STREET

CDOT
CHICAGO DEPARTMENT OF TRANSPORTATION

REVISIONS

NO.	BY	DATE	DESCRIPTION

CITY OF CHICAGO
DEPARTMENT OF TRANSPORTATION
DIVISION OF ENGINEERING

2021 ARTERIAL STREET RESURFACING
FAR SOUTH AREA B-7-176

SIGNAGE PLANS

S. RACINE AVENUE
W. 93RD ST. TO W. 89TH ST.

SCALE: 1" = 40'

SHEET NO. 113

DATE: 4/16/2021

EXISTING CONDITIONS

NO SIGNAGE DESIGN IMPACTED ON THIS SHEET

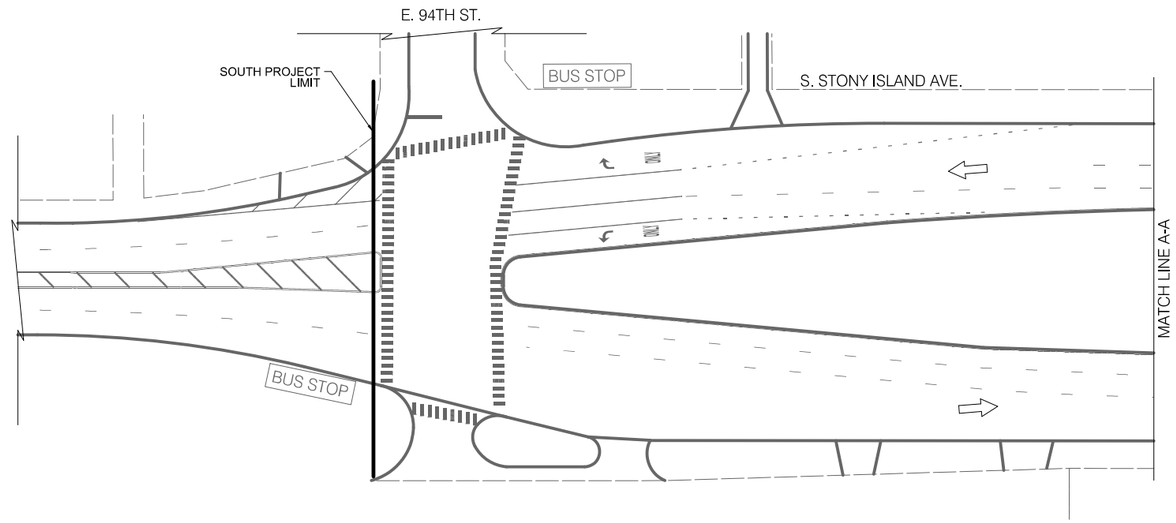

LEGEND

BUS STOP	EXISTING BUS STOP TO REMAIN
~~BUS STOP~~	EXISTING BUS STOP TO BE REMOVED
BUS STOP	PROPOSED BUS STOP

INSTALLATION PLAN

NO SIGNAGE DESIGN IMPACTED ON THIS SHEET

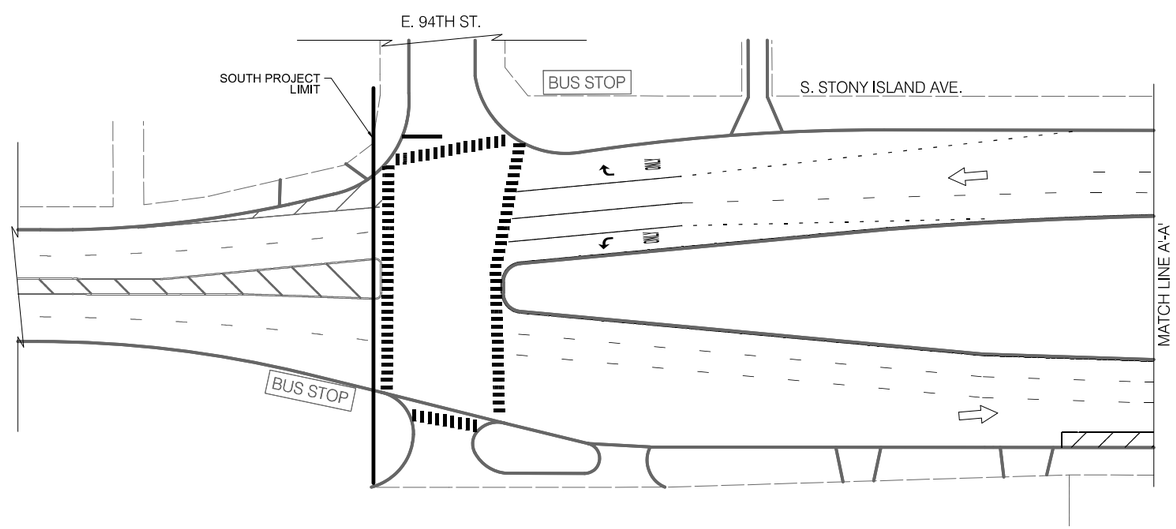

LEGEND

- SIGNALIZED INTERSECTION
- ALL-WAY STOP
- ONE-WAY STREET

CDOT
CHICAGO DEPARTMENT OF TRANSPORTATION

REVISIONS			
NO.	BY	DATE	DESCRIPTION

CITY OF CHICAGO
DEPARTMENT OF TRANSPORTATION
DIVISION OF ENGINEERING

2021 ARTERIAL STREET RESURFACING
FAR SOUTH AREA B-7-176

SIGNAGE PLANS

S. STONY ISLAND AVENUE
E. 94TH ST. TO E. 79TH ST.

SCALE: 1" = 40'

SHEET NO. 114

DATE: 4/16/2021

EXISTING CONDITIONS

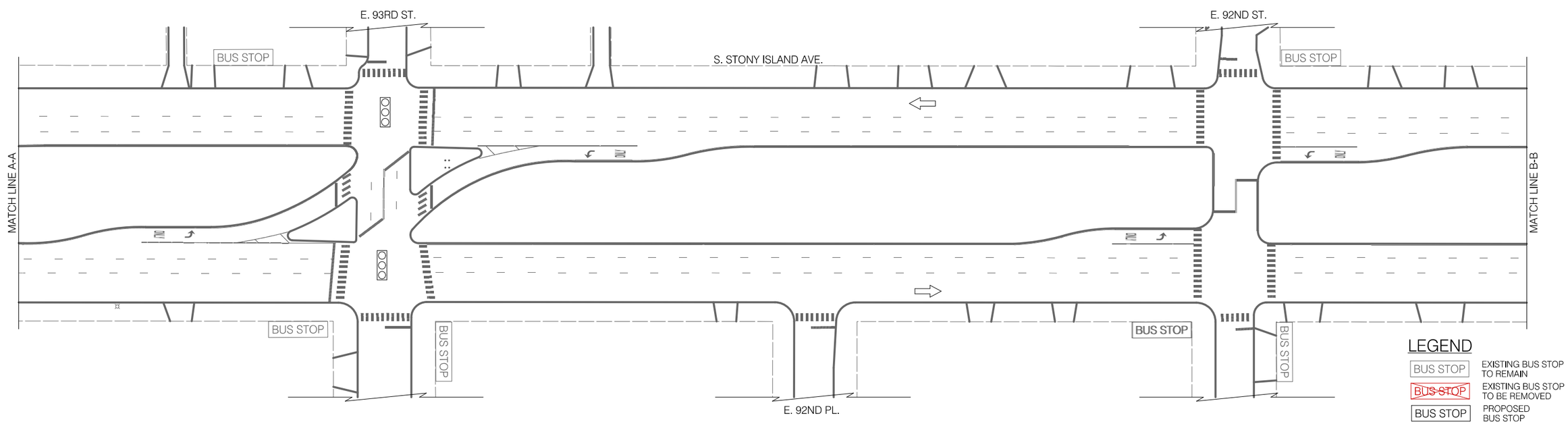

INSTALLATION PLAN

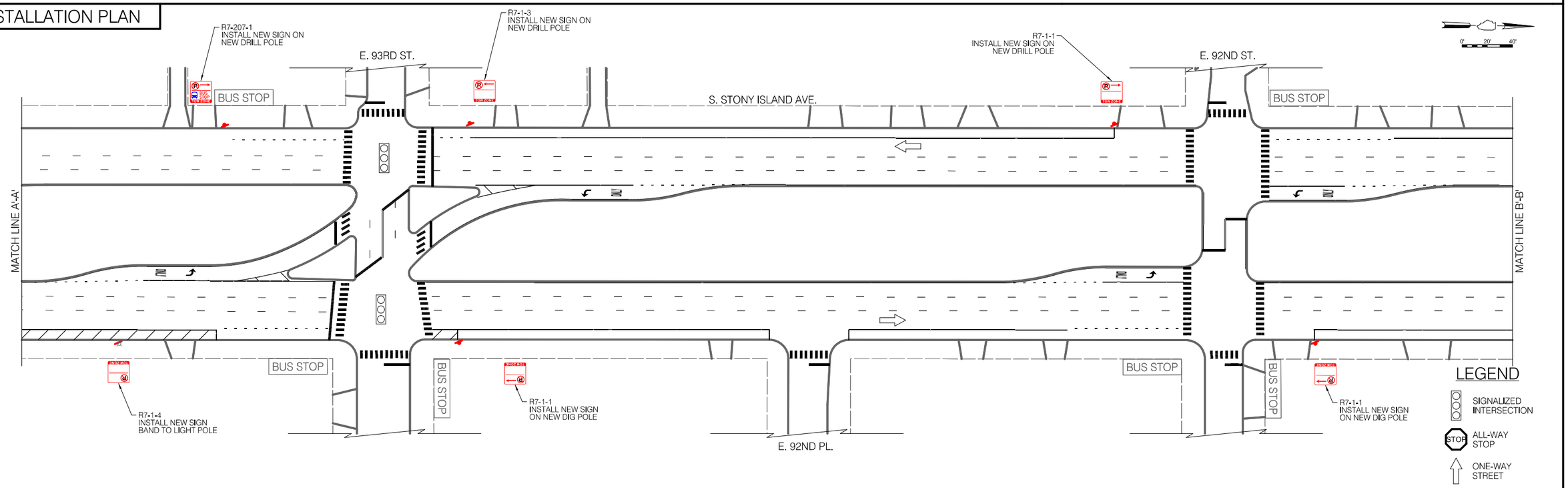

CDOT
CHICAGO DEPARTMENT OF TRANSPORTATION

REVISIONS

NO.	BY	DATE	DESCRIPTION

CITY OF CHICAGO
DEPARTMENT OF TRANSPORTATION
DIVISION OF ENGINEERING

2021 ARTERIAL STREET RESURFACING
FAR SOUTH AREA B-7-176

SIGNAGE PLANS

S. STONY ISLAND AVENUE
E. 94TH ST. TO E. 79TH ST.

SCALE: 1" = 40'

SHEET NO.
115

DATE: 4/16/2021

EXISTING CONDITIONS

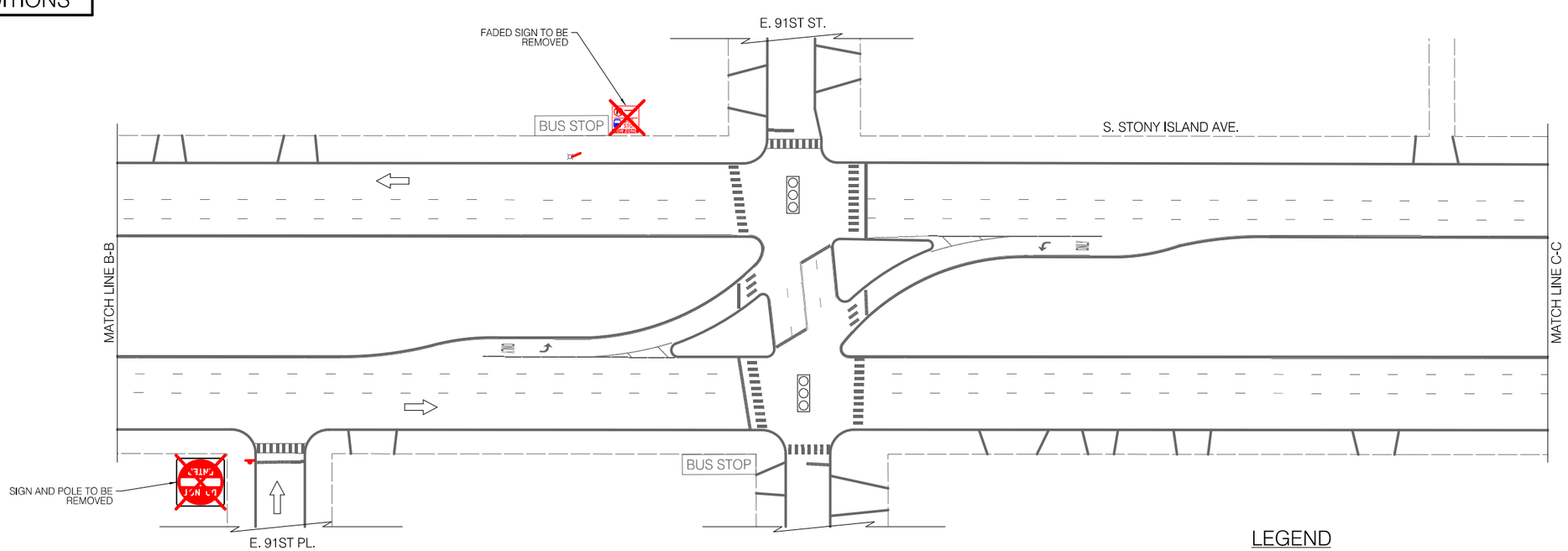

LEGEND

BUS STOP	EXISTING BUS STOP TO REMAIN
~~BUS STOP~~	EXISTING BUS STOP TO BE REMOVED
BUS STOP	PROPOSED BUS STOP

INSTALLATION PLAN

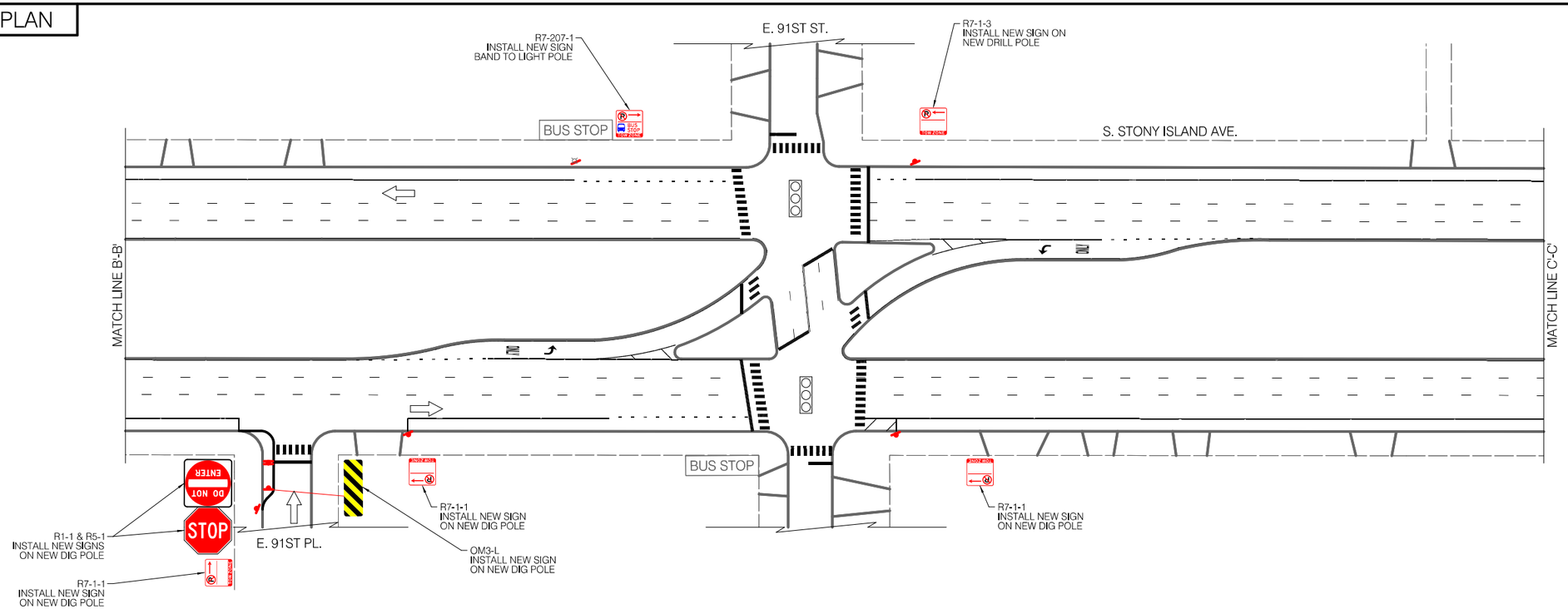

LEGEND

	SIGNALIZED INTERSECTION
STOP	ALL-WAY STOP
	ONE-WAY STREET

CDOT
CHICAGO DEPARTMENT OF TRANSPORTATION

REVISIONS

NO.	BY	DATE	DESCRIPTION

CITY OF CHICAGO
DEPARTMENT OF TRANSPORTATION
DIVISION OF ENGINEERING

2021 ARTERIAL STREET RESURFACING
FAR SOUTH AREA B-7-176

SIGNAGE PLANS

S. STONY ISLAND AVENUE
E. 94TH ST. TO E. 79TH ST.

SCALE: 1" = 40'

SHEET NO.
116

DATE: 4/16/2021

EXISTING CONDITIONS

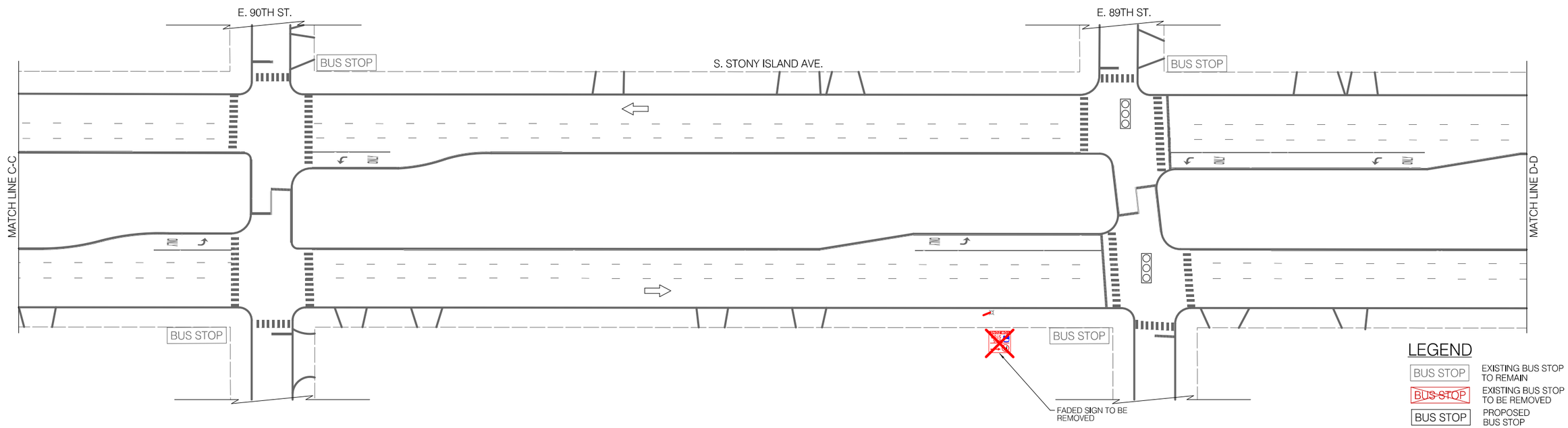

INSTALLATION PLAN

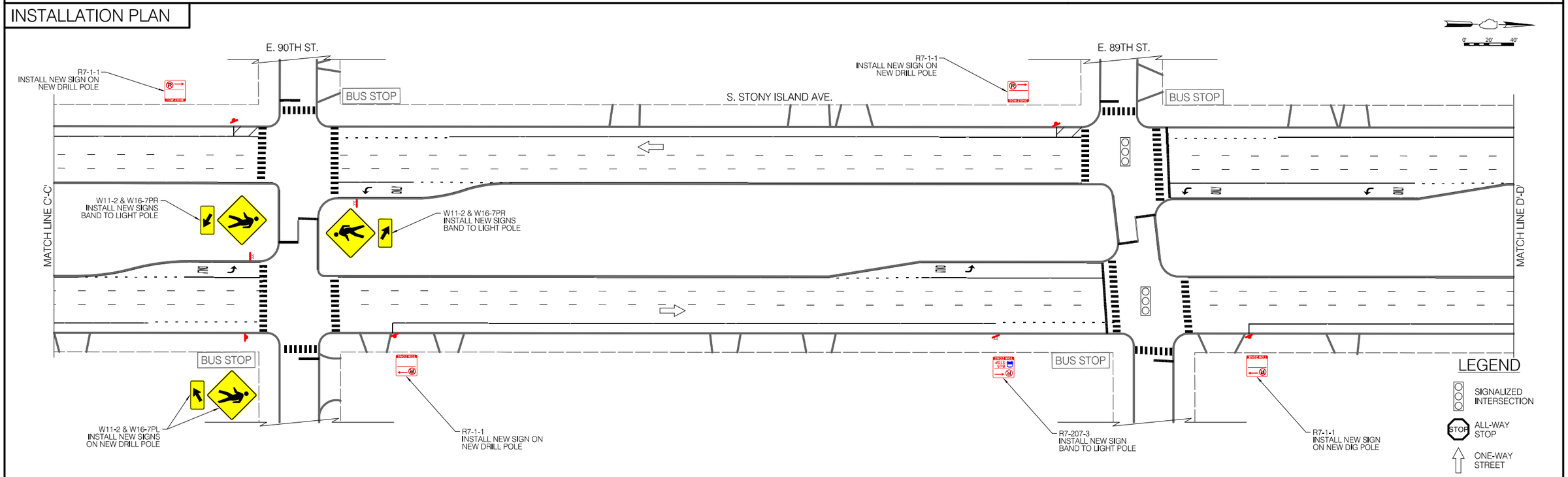

CDOT
CHICAGO DEPARTMENT OF TRANSPORTATION

REVISIONS			
NO.	BY	DATE	DESCRIPTION

CITY OF CHICAGO
DEPARTMENT OF TRANSPORTATION
DIVISION OF ENGINEERING

2021 ARTERIAL STREET RESURFACING
FAR SOUTH AREA B-7-176

SIGNAGE PLANS

S. STONY ISLAND AVENUE
E. 94TH ST. TO E. 79TH ST.

SCALE: 1" = 40'

SHEET NO.
117

DATE: 4/16/2021

EXISTING CONDITIONS

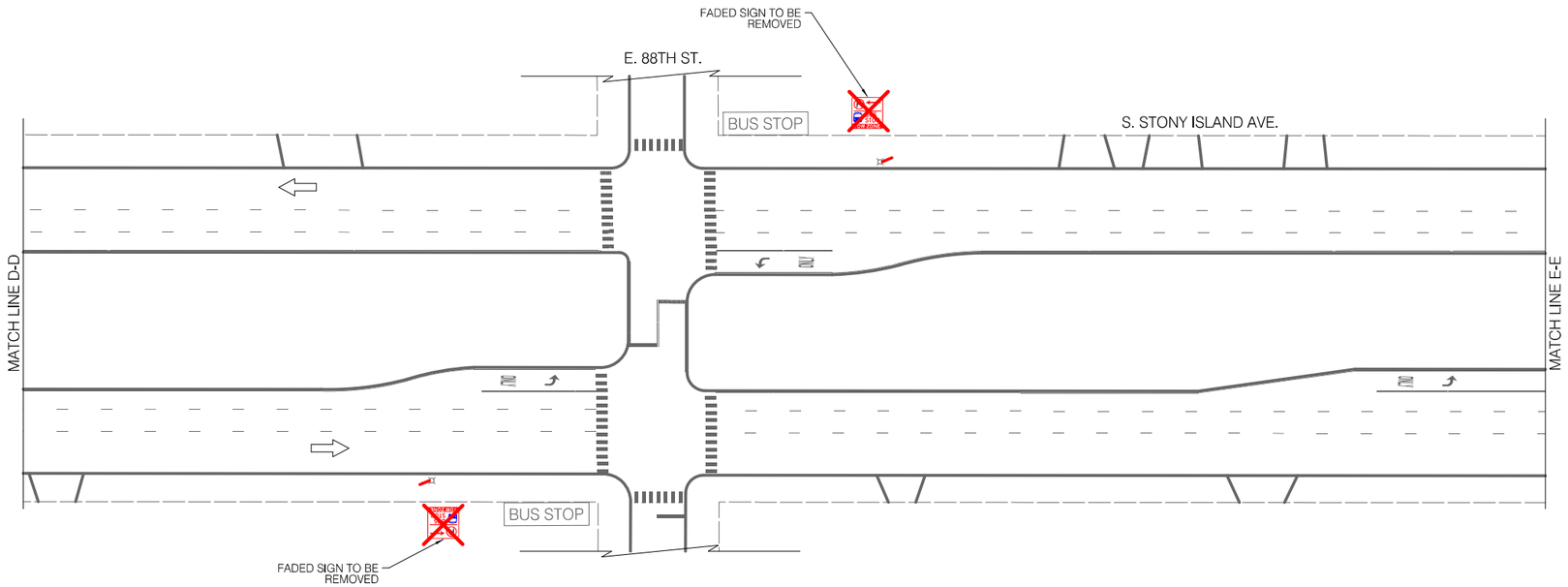

LEGEND

BUS STOP	EXISTING BUS STOP TO REMAIN
~~BUS STOP~~	EXISTING BUS STOP TO BE REMOVED
BUS STOP	PROPOSED BUS STOP

INSTALLATION PLAN

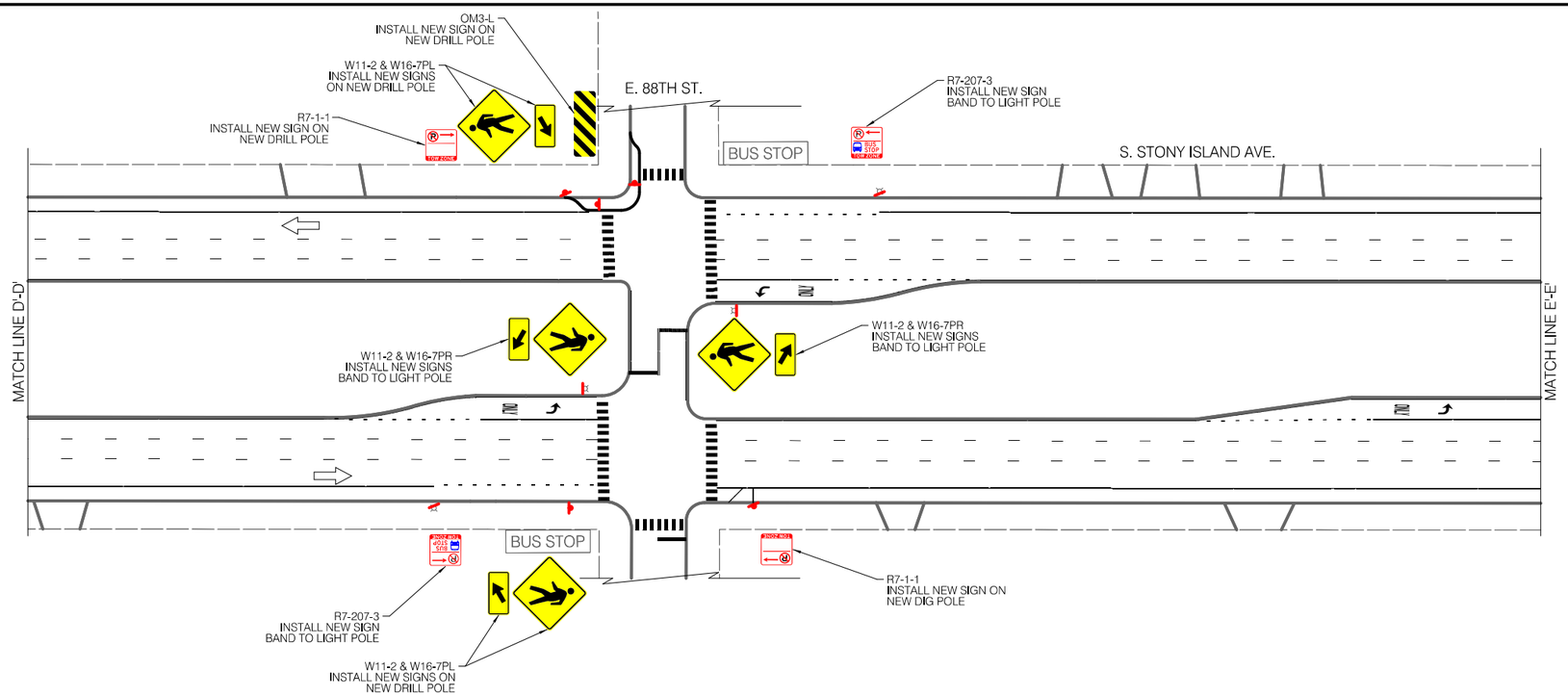

LEGEND

- SIGNALIZED INTERSECTION
- ALL-WAY STOP
- ONE-WAY STREET

CDOT CHICAGO DEPARTMENT OF TRANSPORTATION	REVISIONS (NO. / BY / DATE / DESCRIPTION)	CITY OF CHICAGO DEPARTMENT OF TRANSPORTATION DIVISION OF ENGINEERING	2021 ARTERIAL STREET RESURFACING FAR SOUTH AREA B-7-176	S. STONY ISLAND AVENUE E. 94TH ST. TO E. 79TH ST.	SHEET NO. 118
			SIGNAGE PLANS	SCALE: 1" = 40'	DATE: 4/16/2021

EXISTING CONDITIONS

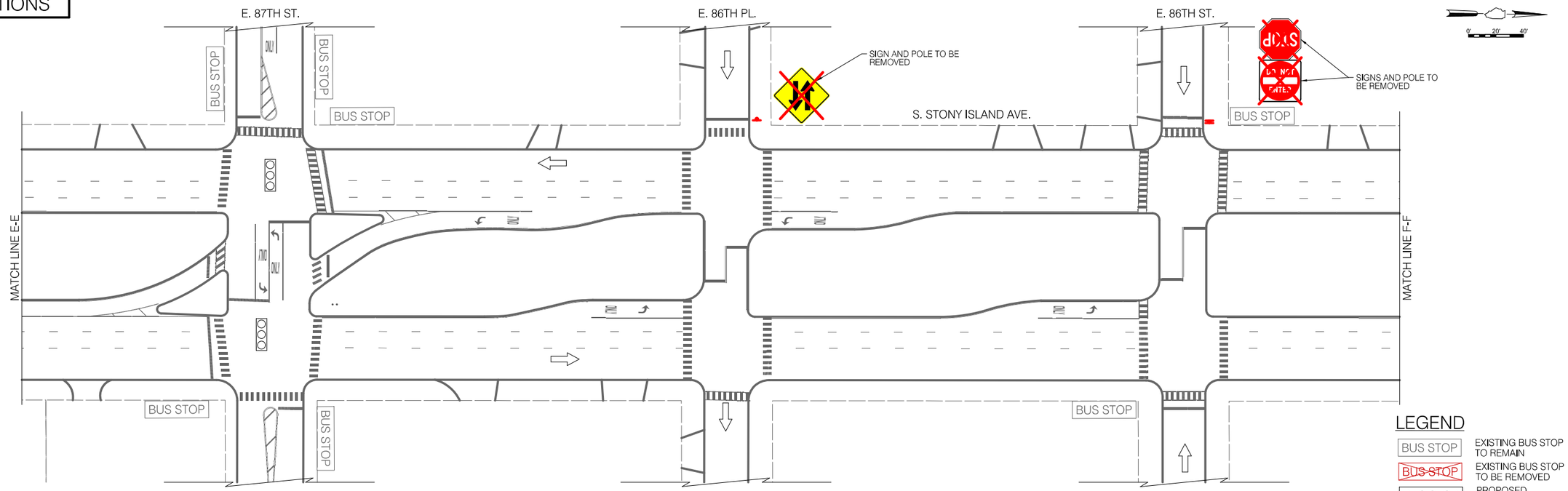

INSTALLATION PLAN

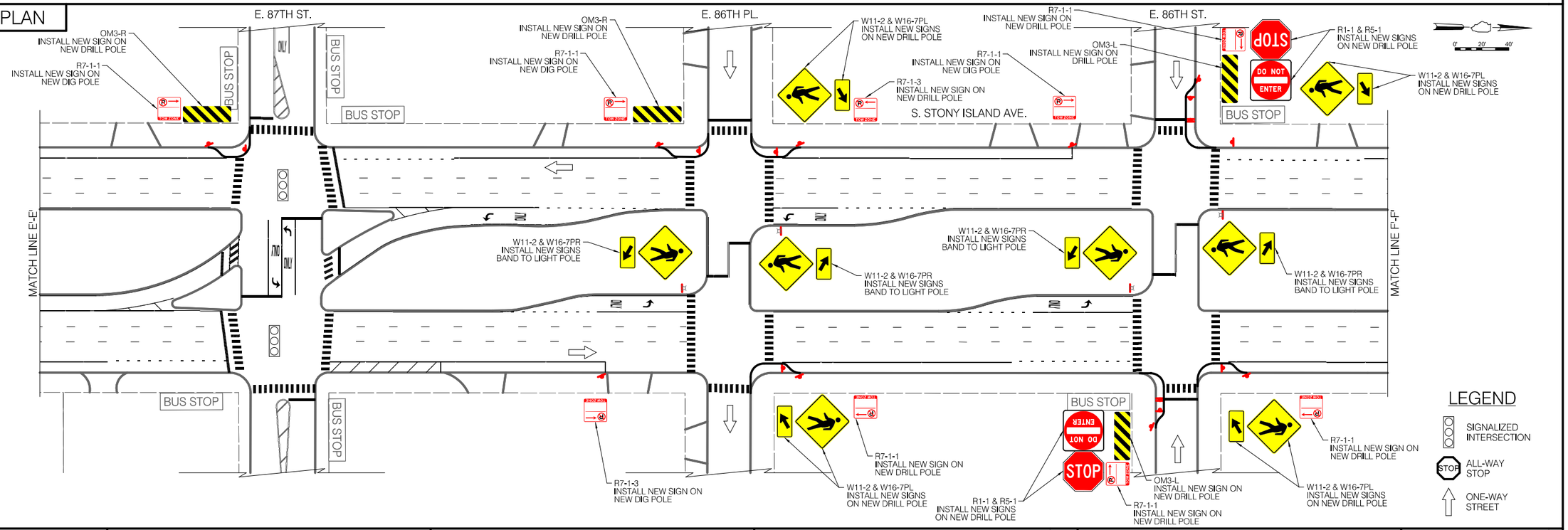

CDOT
CHICAGO DEPARTMENT OF TRANSPORTATION

REVISIONS			
NO.	BY	DATE	DESCRIPTION

CITY OF CHICAGO
DEPARTMENT OF TRANSPORTATION
DIVISION OF ENGINEERING

2021 ARTERIAL STREET RESURFACING
FAR SOUTH AREA B-7-176

SIGNAGE PLANS

S. STONY ISLAND AVENUE
E. 94TH ST. TO E. 79TH ST.

SCALE: 1" = 40'

SHEET NO. 119

DATE: 4/16/2021

EXISTING CONDITIONS

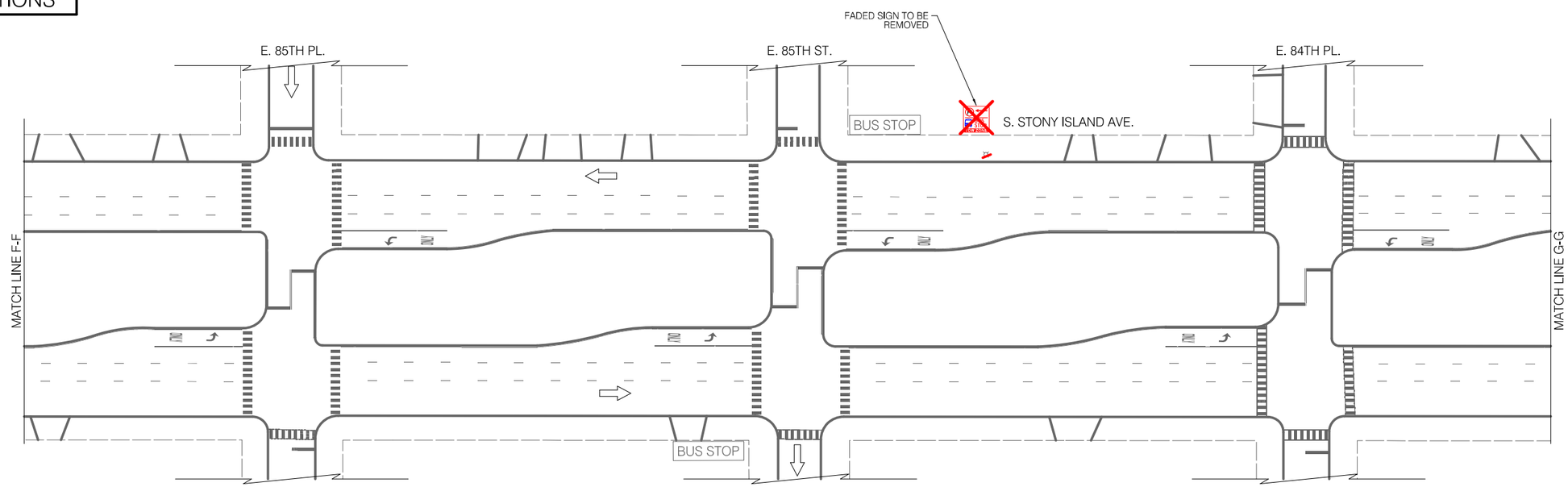

INSTALLATION PLAN

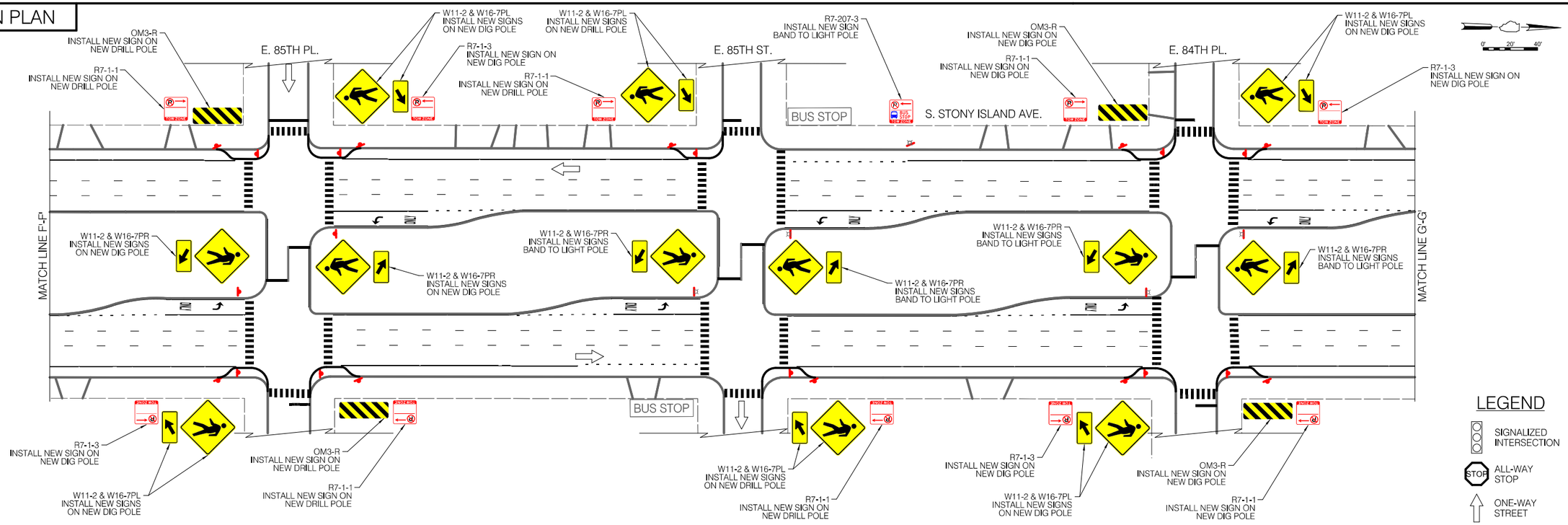

CDOT
CHICAGO DEPARTMENT OF TRANSPORTATION

REVISIONS			
NO.	BY	DATE	DESCRIPTION

CITY OF CHICAGO
DEPARTMENT OF TRANSPORTATION
DIVISION OF ENGINEERING

2021 ARTERIAL STREET RESURFACING
FAR SOUTH AREA B-7-176

SIGNAGE PLANS

S. STONY ISLAND AVENUE
E. 94TH ST. TO E. 79TH ST.

SCALE: 1" = 40'

SHEET NO.
120

DATE: 4/16/2021

EXISTING CONDITIONS

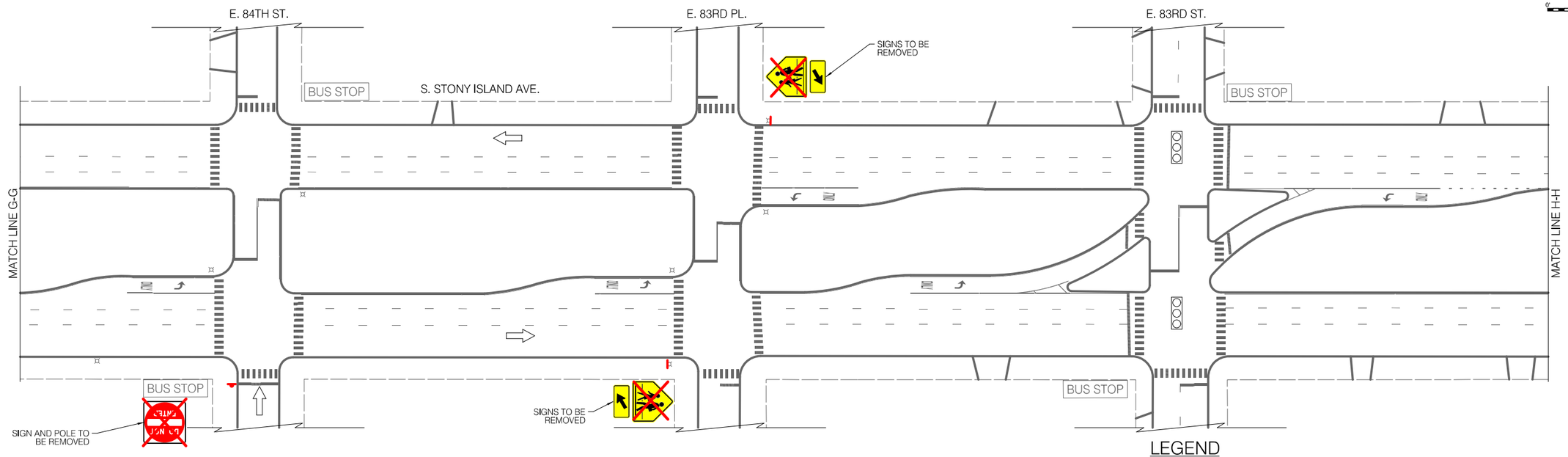

LEGEND

BUS STOP	EXISTING BUS STOP TO REMAIN
~~BUS STOP~~	EXISTING BUS STOP TO BE REMOVED
BUS STOP	PROPOSED BUS STOP

INSTALLATION PLAN

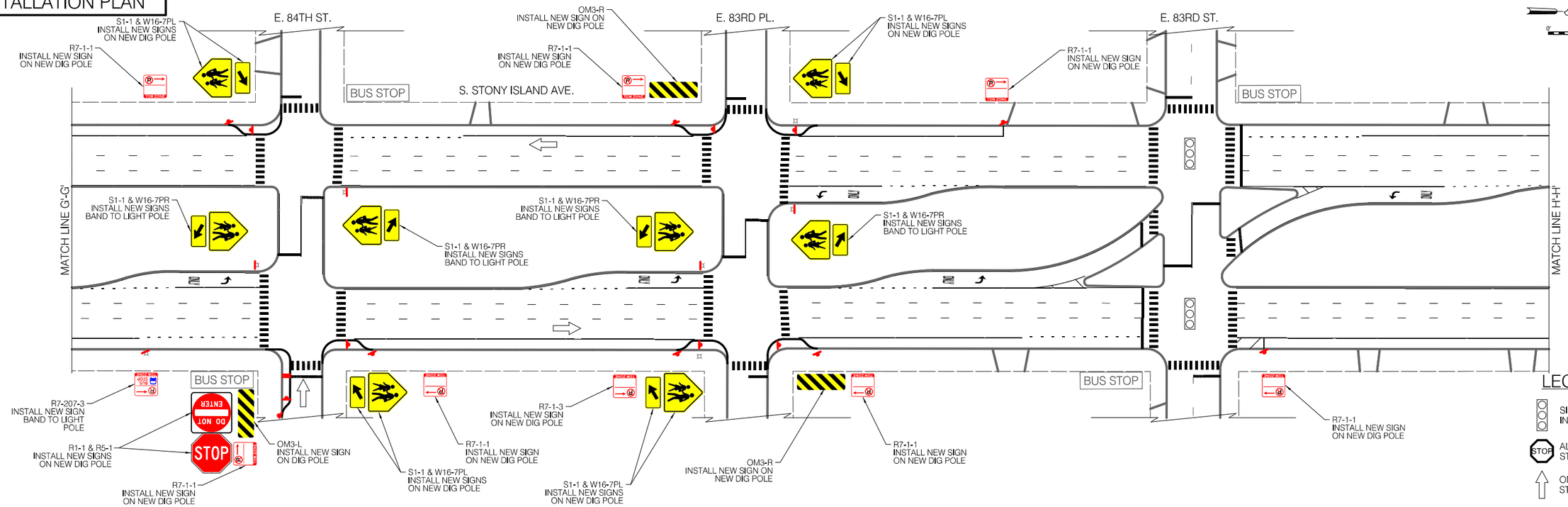

LEGEND

- SIGNALIZED INTERSECTION
- ALL-WAY STOP
- ONE-WAY STREET

CDOT
CHICAGO DEPARTMENT OF TRANSPORTATION

REVISIONS

NO.	BY	DATE	DESCRIPTION

CITY OF CHICAGO
DEPARTMENT OF TRANSPORTATION
DIVISION OF ENGINEERING

2021 ARTERIAL STREET RESURFACING
FAR SOUTH AREA B-7-176

SIGNAGE PLANS

S. STONY ISLAND AVENUE
E. 94TH ST. TO E. 79TH ST.

SCALE: 1" = 40'

SHEET NO. 121

DATE: 4/16/2021

EXISTING CONDITIONS

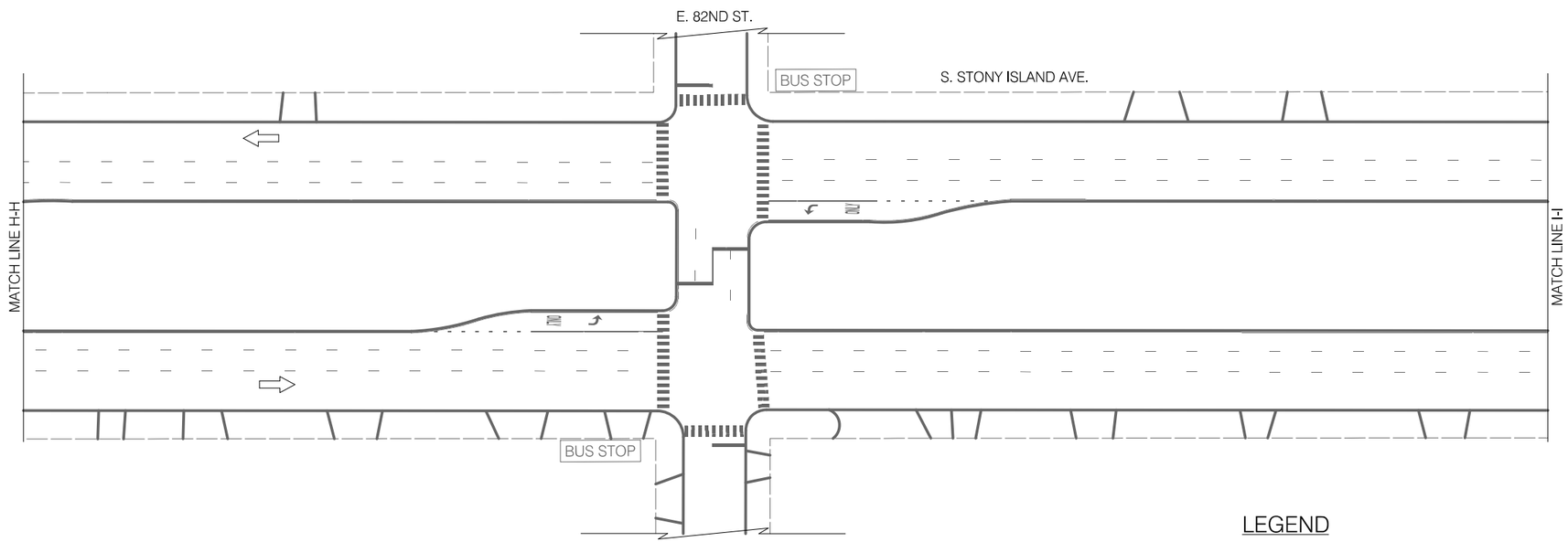

LEGEND

BUS STOP	EXISTING BUS STOP TO REMAIN
~~BUS STOP~~	EXISTING BUS STOP TO BE REMOVED
BUS STOP	PROPOSED BUS STOP

INSTALLATION PLAN

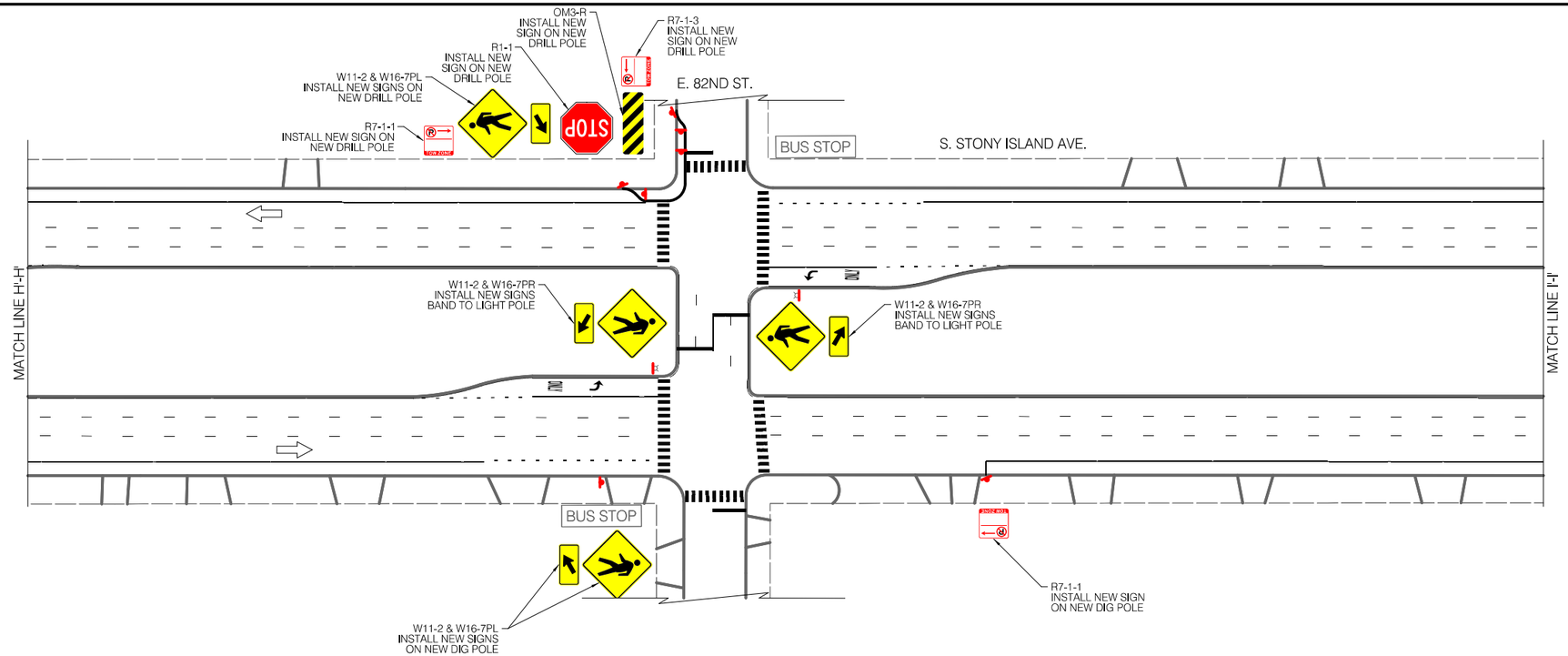

LEGEND

- SIGNALIZED INTERSECTION
- ALL-WAY STOP
- ONE-WAY STREET

CDOT
CHICAGO DEPARTMENT OF TRANSPORTATION

REVISIONS

NO.	BY	DATE	DESCRIPTION

CITY OF CHICAGO
DEPARTMENT OF TRANSPORTATION
DIVISION OF ENGINEERING

2021 ARTERIAL STREET RESURFACING
FAR SOUTH AREA B-7-176

SIGNAGE PLANS

S. STONY ISLAND AVENUE
E. 94TH ST. TO E. 79TH ST.

SCALE: 1" = 40'

SHEET NO. 122

DATE: 4/16/2021

EXISTING CONDITIONS

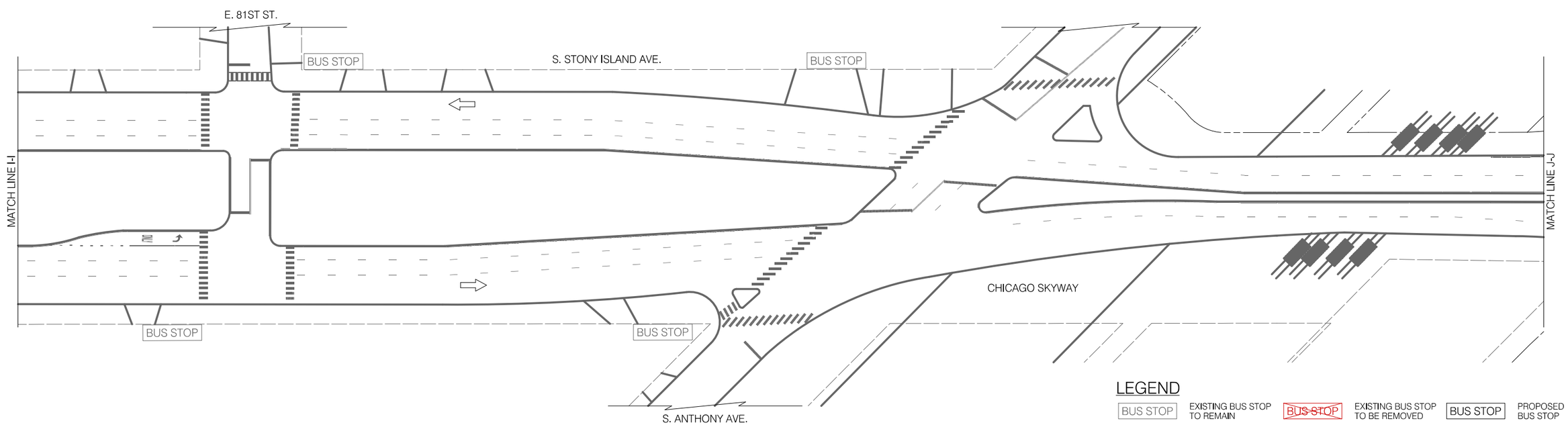

INSTALLATION PLAN

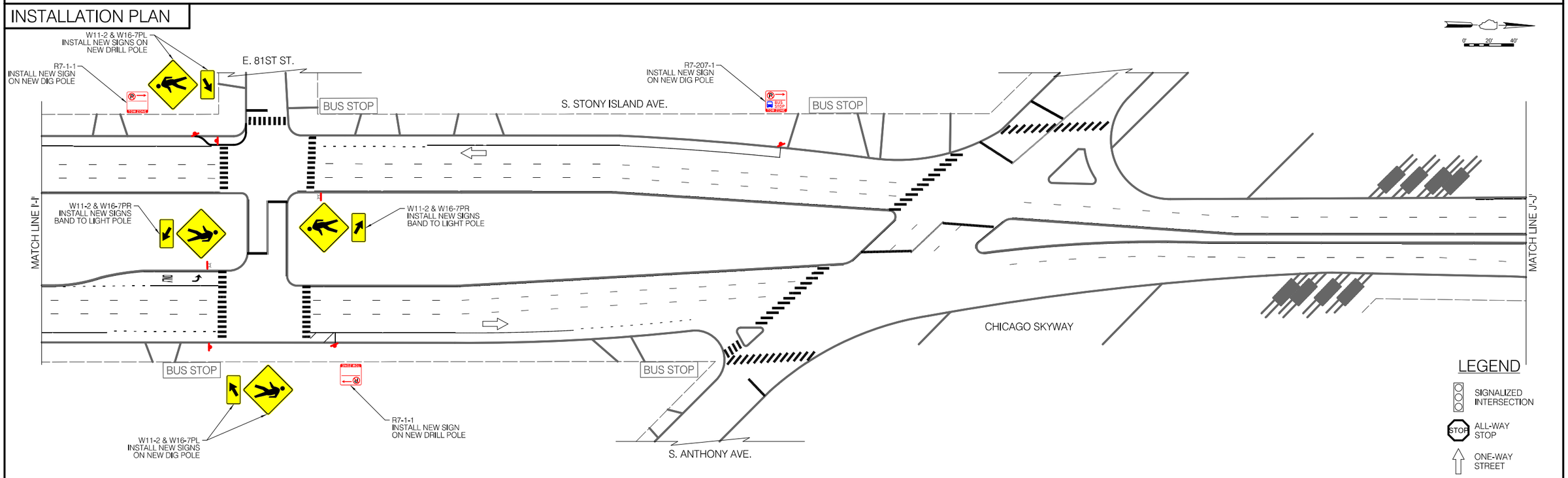

CDOT
CHICAGO DEPARTMENT OF TRANSPORTATION

REVISIONS

NO.	BY	DATE	DESCRIPTION

CITY OF CHICAGO
DEPARTMENT OF TRANSPORTATION
DIVISION OF ENGINEERING

2021 ARTERIAL STREET RESURFACING
FAR SOUTH AREA B-7-176

SIGNAGE PLANS

S. STONY ISLAND AVENUE
E. 94TH ST. TO E. 79TH ST.

SCALE: 1" = 40'

SHEET NO.
123

DATE: 4/16/2021

EXISTING CONDITIONS

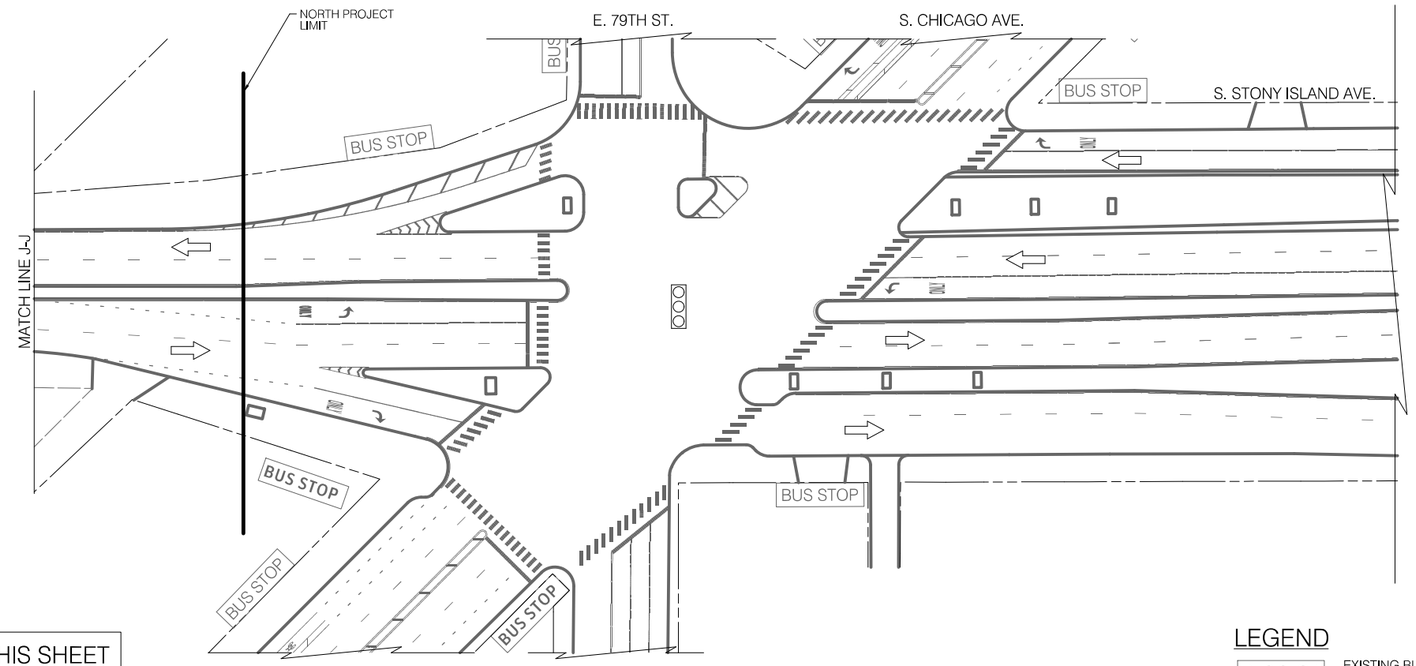

NO SIGNAGE DESIGN IMPACTED ON THIS SHEET

LEGEND

- BUS STOP — EXISTING BUS STOP TO REMAIN
- ~~BUS STOP~~ — EXISTING BUS STOP TO BE REMOVED
- BUS STOP — PROPOSED BUS STOP

INSTALLATION PLAN

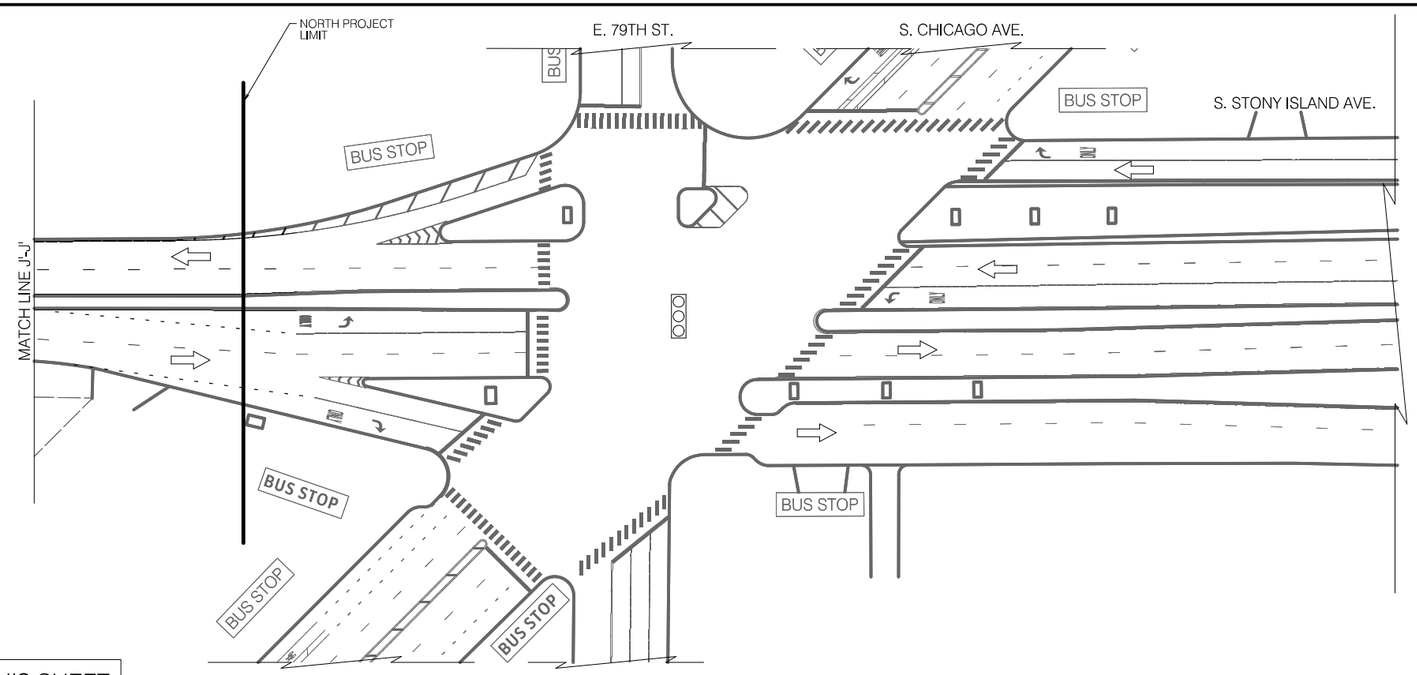

NO SIGNAGE DESIGN IMPACTED ON THIS SHEET

LEGEND

- SIGNALIZED INTERSECTION
- ALL-WAY STOP
- ONE-WAY STREET

CDOT
CHICAGO DEPARTMENT OF TRANSPORTATION

REVISIONS

NO.	BY	DATE	DESCRIPTION

CITY OF CHICAGO
DEPARTMENT OF TRANSPORTATION
DIVISION OF ENGINEERING

2021 ARTERIAL STREET RESURFACING
FAR SOUTH AREA B-7-176

SIGNAGE PLANS

S. STONY ISLAND AVENUE
E. 94TH ST. TO E. 79TH ST.

SCALE: 1" = 40'

SHEET NO. 124

DATE: 4/16/2021

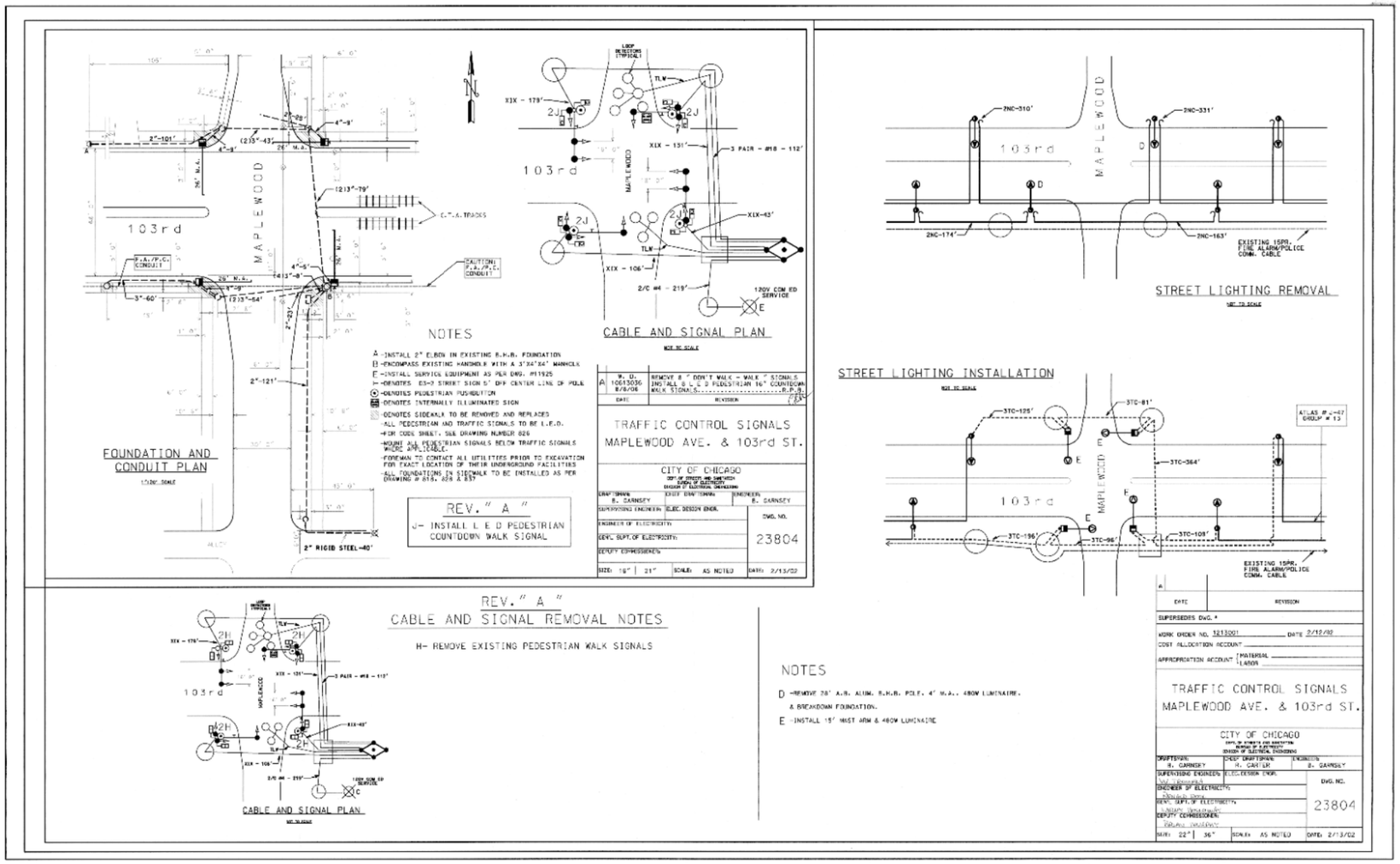

NOT FOR BID. THIS PLAN IS FOR DETECTOR LOOP REPLACEMENT ONLY. ALL DETECTOR LOOPS IMPACTED BY RESURFACING SHALL BE REPLACED AT THE SIZE AND LOCATION SHOWN.

CDOT
CHICAGO DEPARTMENT OF TRANSPORTATION

REVISIONS

NO.	BY	DATE	DESCRIPTION

CITY OF CHICAGO
DEPARTMENT OF TRANSPORTATION
DIVISION OF ENGINEERING

2021 ARTERIAL STREET RESURFACING
FAR SOUTH AREA B-7-176

W. 103RD ST. AND S. MAPLEWOOD AVE.

SHEET NO. 125

LOOP DETECTOR PLAN

SCALE: N.T.S.

DATE: 4/16/2021

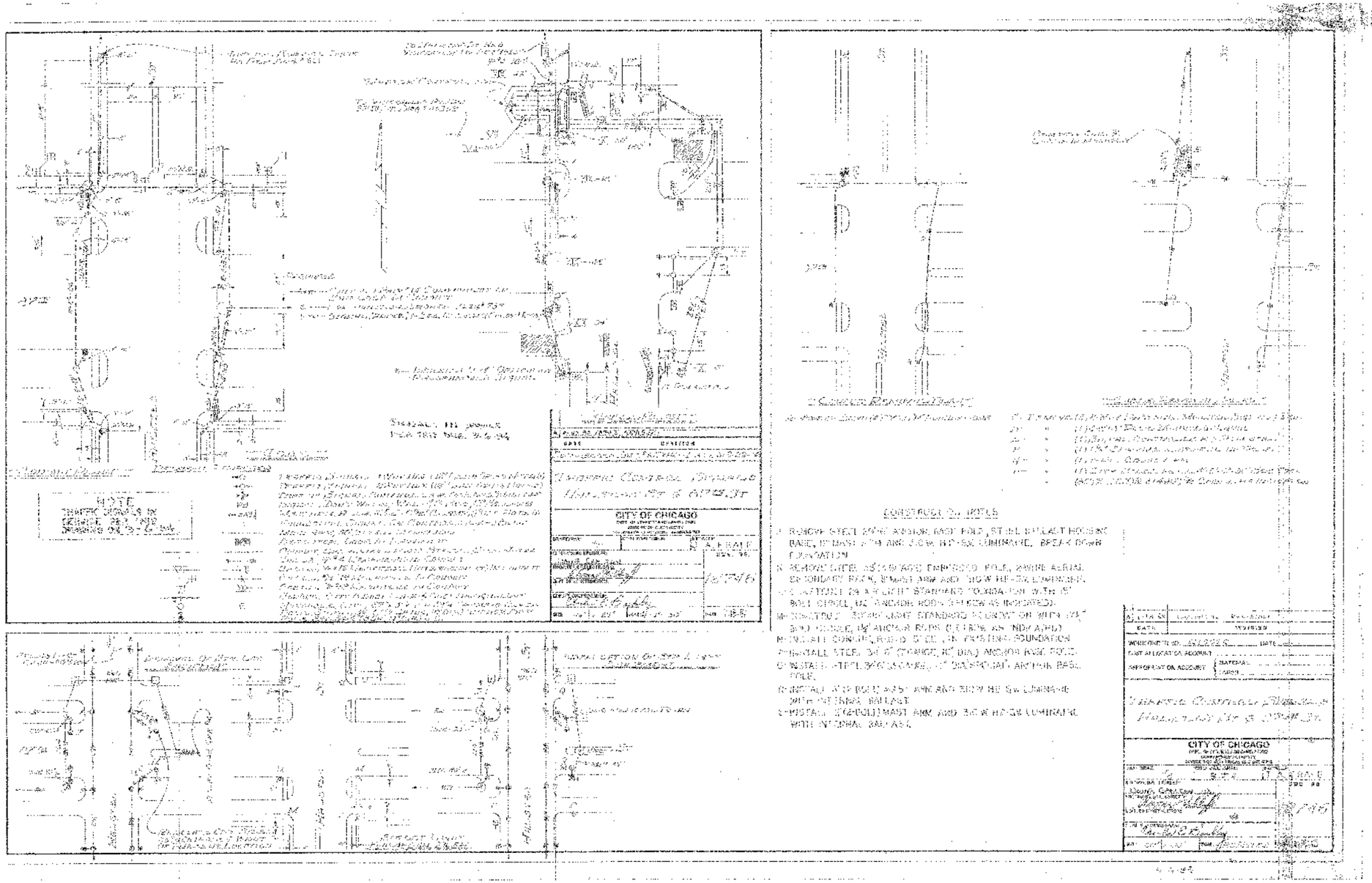

NOT FOR BID. THIS PLAN IS FOR DETECTOR LOOP REPLACEMENT ONLY. ALL DETECTOR LOOPS IMPACTED BY RESURFACING SHALL BE REPLACED AT THE SIZE AND LOCATION SHOWN.

CDOT CHICAGO DEPARTMENT OF TRANSPORTATION	REVISIONS NO. BY DATE DESCRIPTION	CITY OF CHICAGO DEPARTMENT OF TRANSPORTATION DIVISION OF ENGINEERING	2021 ARTERIAL STREET RESURFACING FAR SOUTH AREA B-7-176	S. HALSTED ST. AND W. 87TH ST.	SHEET NO. 126
	672 of 784		LOOP DETECTOR PLAN	SCALE: N.T.S.	DATE: 4/16/2021

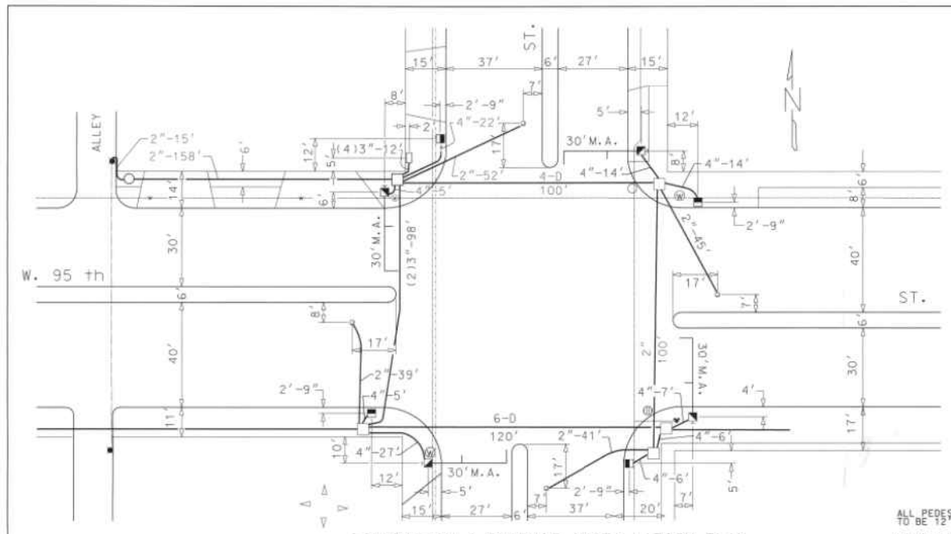

FOUNDATION & CONDUIT INSTALLATION PLAN

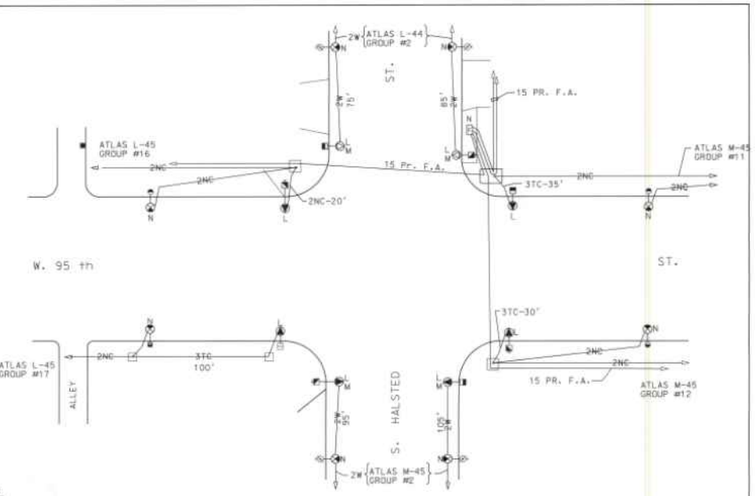

STREET LIGHT INSTALLATION PLAN

NOTE:

ALL PEDESTRIAN & TRAFFIC SIGNALS TO BE 12".

MOUNT ALL PEDESTRIAN SIGNALS BELOW TRAFFIC SIGNALS WHERE APPLICABLE.

INSTALL DETECTOR LOOPS PER DWG. #905.

INSTALL STREET NAME SIGNS TYPE (D3-2). AS SUPPLIED BY CDOT. WHERE SHOWN.

FOR CODE SEE DWG. #826.

FOREMAN: CONTACT ALL UTILITIES PRIOR TO ANY EXCAVATION. FOR THEIR EXACT UTILITY LOCATION.

CONSTRUCTIONS NOTES

L - INSTALLED 8' MAST ARM & 400W. H.P.S.V. LUMINAIRE.
M - INSTALLED 2-WIRE RACK.
N - PAINTED POLE & M. A. COMPLETE.

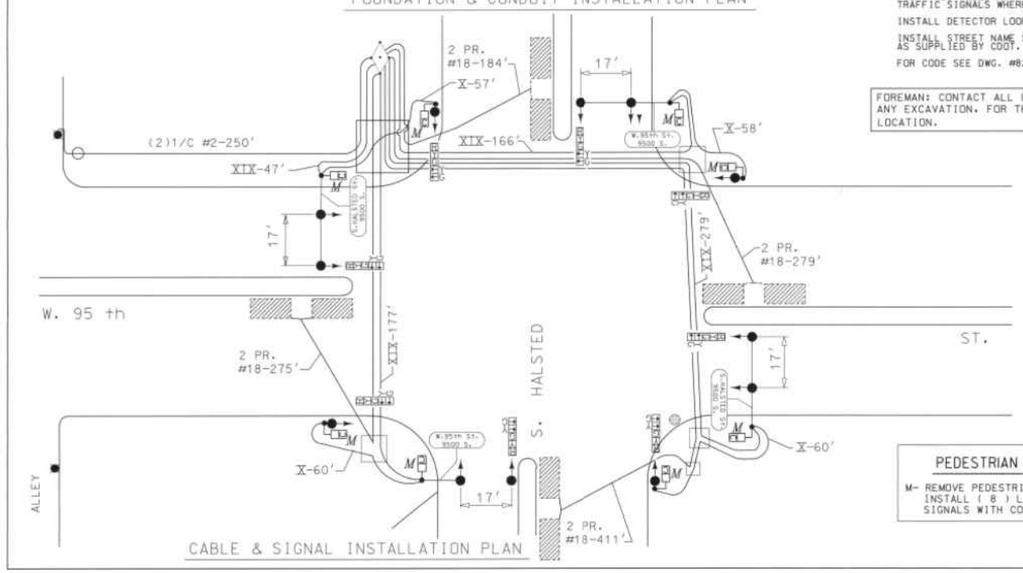

CABLE & SIGNAL INSTALLATION PLAN

PEDESTRIAN WALK SIGNAL NOTE

M- REMOVE PEDESTRIAN WALK SIGNALS..8
INSTALL (8) LED PEDESTRIAN WALK SIGNALS WITH COUNTDOWN TIMERS

A	W.O. NO. 10813075 DATE 12/9/08	REMOVED (8) PEDESTRIAN WALK SIGNALS. INSTALLED (8) PEDESTRIAN L E D WALK SIGNALS WITH COUNT-DOWN TIMERS.....R.P.B.
	DATE	REVISION

SUPERSEDES DWG. # 12335 DATED 12/16/99

WORK ORDER NO. _____ DATE _____
COST ALLOCATION ACCOUNT _____
APPROPRIATION ACCOUNT _____ MATERIAL _____ LABOR _____

TRAFFIC CONTROL SIGNALS
SOUTH HALSTED STREET
AND
WEST 95TH STREET

CITY OF CHICAGO
DEPT. OF STREETS AND SANITATION
BUREAU OF ELECTRICITY
DIVISION OF ELECTRICAL ENGINEERING

DRAFTSMAN: WINTERS / BYRNE
CHIEF DRAFTSMAN
ENGINEER: WINTERS / BYRNE
SUPERVISING ENGINEER
ELEC. DESIGN ENGR.
ENGINEER OF ELECTRICITY: H. Dashed
DEPUTY COMMISSIONER: John R. Nyren
DWG. NO. 12335
SIZE: 22" | 36" SCALE: 1"=20' DATE: 12/9/08

R-44 R-45, S-44, S-45

NOT FOR BID. THIS PLAN IS FOR DETECTOR LOOP REPLACEMENT ONLY. ALL DETECTOR LOOPS IMPACTED BY RESURFACING SHALL BE REPLACED AT THE SIZE AND LOCATION SHOWN.

CDOT
CHICAGO DEPARTMENT OF TRANSPORTATION

REVISIONS

NO.	BY	DATE	DESCRIPTION

CITY OF CHICAGO
DEPARTMENT OF TRANSPORTATION
DIVISION OF ENGINEERING

2021 ARTERIAL STREET RESURFACING
FAR SOUTH AREA B-7-176

LOOP DETECTOR PLAN

S. HALSTED ST. AND W. 95TH ST.

SCALE: N.T.S.

SHEET NO. 127

DATE: 4/16/2021

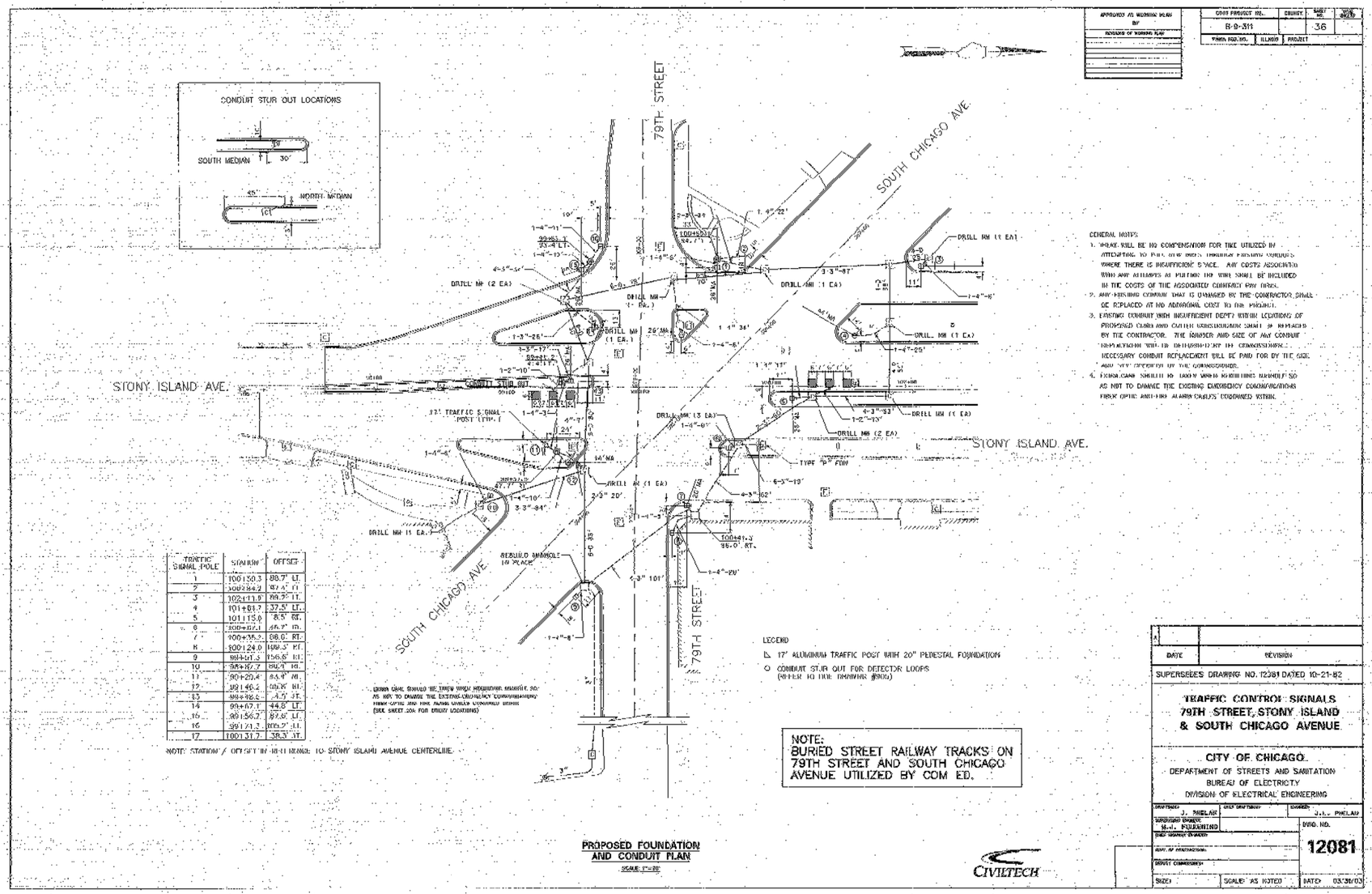

GENERAL NOTES

1. THERE WILL BE NO COMPENSATION FOR TIME UTILIZED IN ATTEMPTING TO PULL NEW WIRES THROUGH EXISTING CONDUITS WHERE THERE IS INSUFFICIENT SPACE. ANY COSTS ASSOCIATED WITH ANY ATTEMPTS AT PULLING THE WIRE SHALL BE INCLUDED IN THE COSTS OF THE ASSOCIATED CONTRACT PAY ITEMS.
2. ANY EXISTING CONDUIT THAT IS DAMAGED BY THE CONTRACTOR SHALL BE REPLACED AT NO ADDITIONAL COST TO THE PROJECT.
3. EXISTING CONDUIT WITH INSUFFICIENT DEPTH WITHIN LOCATIONS OF PROPOSED CURB AND GUTTER RECONSTRUCTION SHALL BE REPLACED BY THE CONTRACTOR. THE NUMBER AND SIZE OF ANY CONDUIT REPLACEMENT WILL BE DETERMINED BY THE COMMISSIONER. NECESSARY CONDUIT REPLACEMENT WILL BE PAID FOR BY THE SIZE AND PER DETERMINATION OF THE COMMISSIONER.
4. EXCAVATION SHALL BE DONE WITH HAND HOLDING TOOLS SO AS NOT TO DAMAGE THE EXISTING EMERGENCY COMMUNICATIONS FIBER OPTIC AND FIRE ALARM CABLES DESCRIBED BELOW.

DATE	REVISION

SUPERSEDES DRAWING NO. 12081 DATED 10-21-82

TRAFFIC CONTROL SIGNALS
79TH STREET, STONY ISLAND
& SOUTH CHICAGO AVENUE

CITY OF CHICAGO
DEPARTMENT OF STREETS AND SANITATION
BUREAU OF ELECTRICITY
DIVISION OF ELECTRICAL ENGINEERING

DRAFTED: J. PHELAN
DESIGNED: J.L. PHELAN
SUPERVISING ENGINEER: M.J. FOURANTINO
DWG. NO. 12081
SIZE:
SCALE: AS NOTED
DATE: 03/30/03

NOT FOR BID. THIS PLAN IS FOR DETECTOR LOOP REPLACEMENT ONLY. ALL DETECTOR LOOPS IMPACTED BY RESURFACING SHALL BE REPLACED AT THE SIZE AND LOCATION SHOWN.

CDOT
CHICAGO DEPARTMENT OF TRANSPORTATION

REVISIONS

NO.	BY	DATE	DESCRIPTION

CITY OF CHICAGO
DEPARTMENT OF TRANSPORTATION
DIVISION OF ENGINEERING

2021 ARTERIAL STREET RESURFACING
FAR SOUTH AREA B-7-176

LOOP DETECTOR PLAN

S. STONY ISLAND AVE. AND
E. 79TH ST./S. SOUTH CHICAGO AVE.

SCALE: N.T.S.

SHEET NO.
128

DATE: 4/16/2021

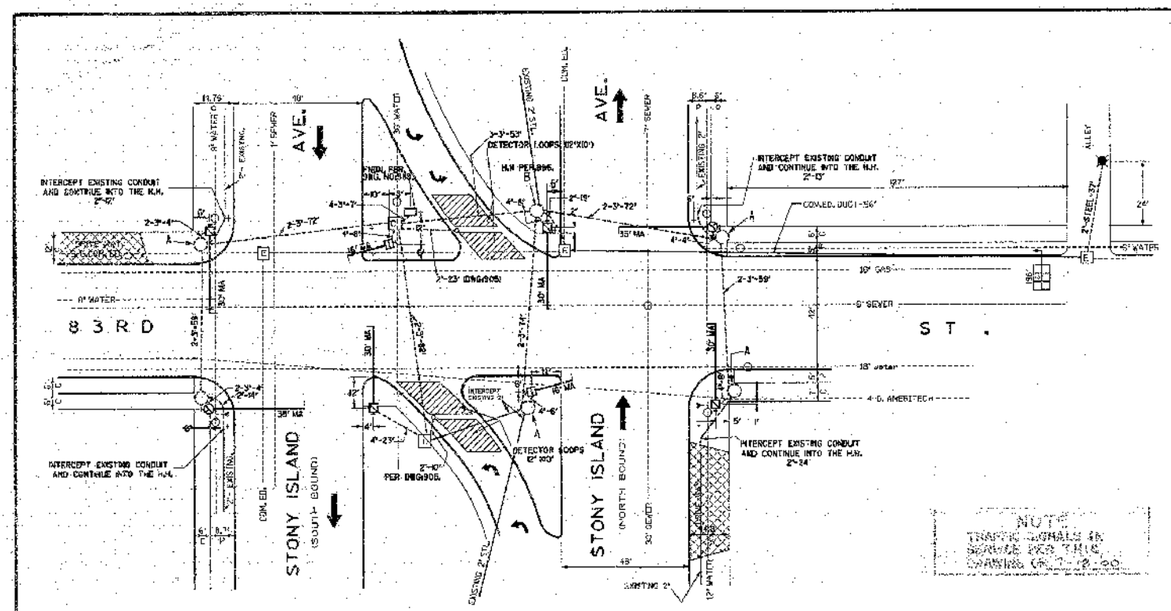

FOUNDATION AND CONDUIT PLAN

SCALE: 1"=20'

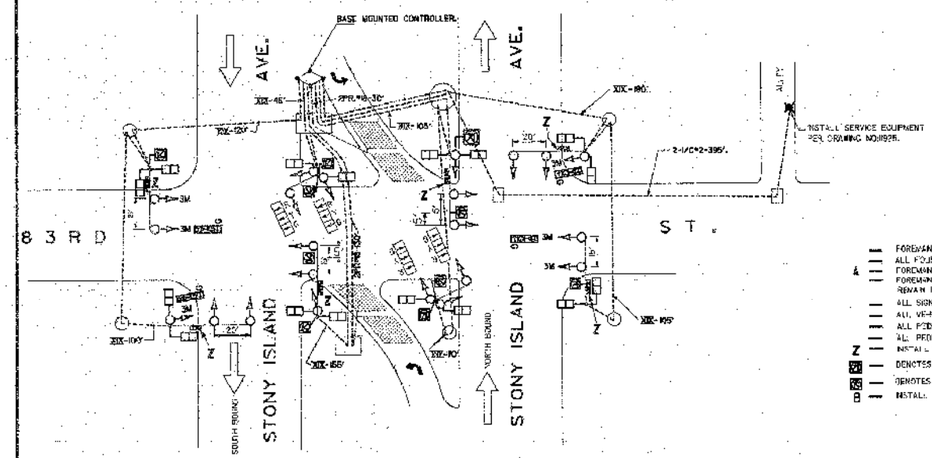

SIGNAL AND CABLE PLAN NO SCALE

CONSTRUCTION NOTES

- FOREMAN TO CALL ALL UNDERGROUND UTILITIES PRIOR STARTING ANY EXCAVATION FOR THOT UG UTILITIES.
- ALL FOUNDATIONS TO BE PER DRAWING NO.826 AND 831.
- FOREMAN TO CALL ENGINEER PRIOR EXCAVATION FOR THE HAND HOLES.
- FOREMAN TO MAKE A SAW CUT BETWEEN THE PORTION OF SIDEWALK/PAVEMENT TO BE REMOVED AND THAT TO REMAIN IN PLACE TO MAKE A CLEAR JOINT.
- ALL SIGNAL SECTIONS TO BE OF STANDARD 12" SIZE.
- ALL VEHICULAR SIGNAL HEADS TO BE 0" STANDARD THREE SECTION UNITS (RED/YELLOW/GREEN) EXCEPT WHERE NOTED.
- ALL PEDESTRIAN SIGNALS TO BE OF STANDARD TWO SECTION UNITS WITH LITE SYMBOLIC (HAND/ MAN) LENSES.
- ALL PEDESTRIAN SIGNALS TO BE INSTALLED BELOW VEHICULAR SIGNALS WHERE APPLICABLE.
- Z — INSTALL THE STREET NAME SIGN ONTO THE MAST ARM.
- DENOTES NO LEFT TURN SYMBOLIC SIGN.
- DENOTES NO RIGHT TURN SYMBOLIC SIGN.
- B — INSTALL THE HEAVY DUTY HAND HOLE INTERCEPTING THE SHOWN EXISTING 2" CONDUIT.

FOR THE ADJUSTMENT OF STAGGERING AND FIRE ALARM EQUIPMENT SEE DWG.NO.97-194.

FOR CODE SEE DRAWING NO: 826.

NOTE:- THE EXISTING SIGNAL SYSTEM AND THE FIRE ALARM SYSTEM IS TO BE MAINTAINED UNTILL THE NEW SIGNAL SYSTEM AND FIRE ALARM SYSTEM IS INSTALLED.

REMOVAL OF OBSOLETE TRAFFIC CONTROL SIGNAL SYSTEM

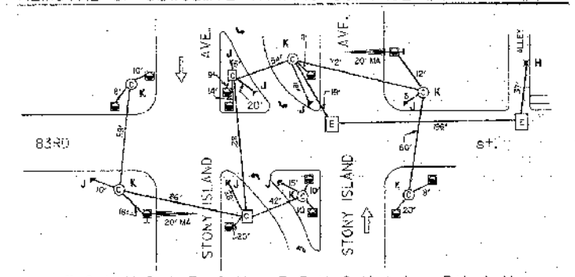

FOUNDATION REMOVAL PLAN NO SCALE

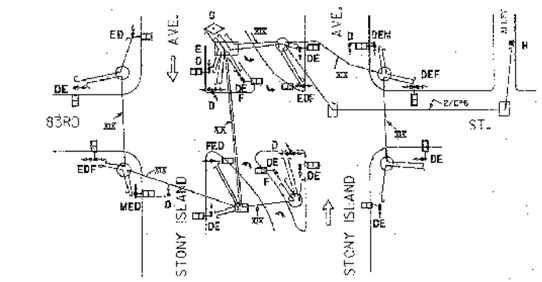

SIGNAL AND CABLE REMOVAL PLAN

NO SCALE

- D — REMOVE VEHICULAR SIGNAL HEAD.
- E — REMOVE PEDESTRIAN SIGNAL HEAD.
- F — REMOVE 10' POST.
- G — REMOVE THE TRAFFIC CONTROLLER AND THE POST.
- H — REMOVE SERVICE EQUIPMENT FROM THE CONC. ED. POLE.
- J — BREAK DOWN FOUNDATION.
- K — BREAK DOWN HAND HOLE.
- M — REMOVE 20' ALUMINUM MAST ARM.

DATE	REVISION

WORK ORDER NO. _____ DATE _____
COST ALLOCATION ACCOUNT _____
APPROPRIATION ACCOUNT { MATERIAL / LABOR

TRAFFIC CONTROL SIGNALS
STONY ISLAND AVE. & 83RD ST.

CITY OF CHICAGO
DEPT. OF STREETS AND SANITATION
BUREAU OF ELECTRICITY
DIVISION OF ELECTRICAL ENGINEERING

DRAFTSMAN: MOHAMMED N. AHMED
CHIEF DRAFTSMAN
ENGINEER: MOHAMMED N. AHMED
SUPERVISING ENGINEER: ELECT. DESIGN ENGR.
ENGINEER OF ELECTRICITY:
GENL. SUPT. OF ELECTRICITY:
DEPUTY COMMISSIONER:
DWG. NO. 14605
SIZE: 22" x 36" SCALE: AS NOTED DATE: 04/16/2021

NOT FOR BID. THIS PLAN IS FOR DETECTOR LOOP REPLACEMENT ONLY. ALL DETECTOR LOOPS IMPACTED BY RESURFACING SHALL BE REPLACED AT THE SIZE AND LOCATION SHOWN.

CDOT
CHICAGO DEPARTMENT OF TRANSPORTATION

REVISIONS			
NO.	BY	DATE	DESCRIPTION

CITY OF CHICAGO
DEPARTMENT OF TRANSPORTATION
DIVISION OF ENGINEERING

2021 ARTERIAL STREET RESURFACING
FAR SOUTH AREA B-7-176

LOOP DETECTOR PLAN

S. STONY ISLAND AVE. AND E. 83RD ST.

SCALE: N.T.S.

SHEET NO. 129

DATE: 4/16/2021

71st - Ashland to Racine
Structure Adjustment Table

Structure Number	Station Number[1]	Center Line / Left / Right[2]	Type of structure [3]	Adjustment recommended? (yes or no)
1	100+50	CL	MH	N
2	101+2	L	MH	N
3	101+4	R	MH	N
4	101+19	L	MH	N
5	101+42	CL	WV	N
6	101+59	R	WV	Y
7	102+7	CL	MH	N
8	102+97	R	CB	Y
9	102+97	L	CB	N
10	103+88	L	CB	N
11	104+11	L	MH	Y
12	104+22	CL	MH	N
13	104+22	R	CB	Y
14	104+27	R	MH	N
15	104+40	R	WV	Y
16	104+45	L	MH	N
17	104+93	L	MH	N
18	105+32	CL	MH	N
19	106+43	CL	MH	N
20	106+66	L	CB	N
21	107+42	L	MH	N
22	107+53	CL	MH	N
23	107+64	R	MH	N
24	107+64	R	INL	N
25	107+78	L	MH	N
26	108+21	L	CB	N
27	108+66	CL	MH	N
28	109+44	R	CB	Y
29	109+59	L	CB	N
30	109+73	CL	MH	N
31	110+76	L	MH	Y
32	110+81	R	CB	N
33	110+88	CL	MH	Y
34	111+9	L	MH	N
35	112+0	CL	MH	N
36	112+27	R	CB	N
37	113+9	CL	MH	N
38	113+16	R	MH	N
39	113+25	R	CB	N
40	113+47	L	CB	N
41	113+85	R	WV	N
42	114+5	L	MH	N
43	114+9	R	MH	Y
44	114+9	R	WV	Y
45	114+20	CL	MH	N
46	114+40	L	MH	N
47	114+40	R	MH	Y
48	115+32	CL	MH	N
49	116+45	CL	MH	N
50	116+97	R	CB	N
51	116+97	L	CB	N
52	117+36	CL	MH	N
53	117+58	L	MH	N
54	117+71	CL	MH	N
55	118+64	CL	MH	N
56	118+74	CL	MH	N
57	119+90	CL	MH	N
58	121+0	R	CB	N
59	122+0	CL	MH	N
60	122+51	CL	MH	N
61	123+4	CL	MH	N
62	124+0	L	MH	N
63	124+19	CL	MH	Y
64	124+30	R	INL	Y
65	124+31	R	MH	N
66	124+31	L	MH	Y
67	125+31	CL	MH	Y
68	126+44	CL	MH	N
69	127+4	R	WV	Y
70	127+52	CL	MH	N
71	127+90	CL	WV	N
72	128+62	CL	MH	Y

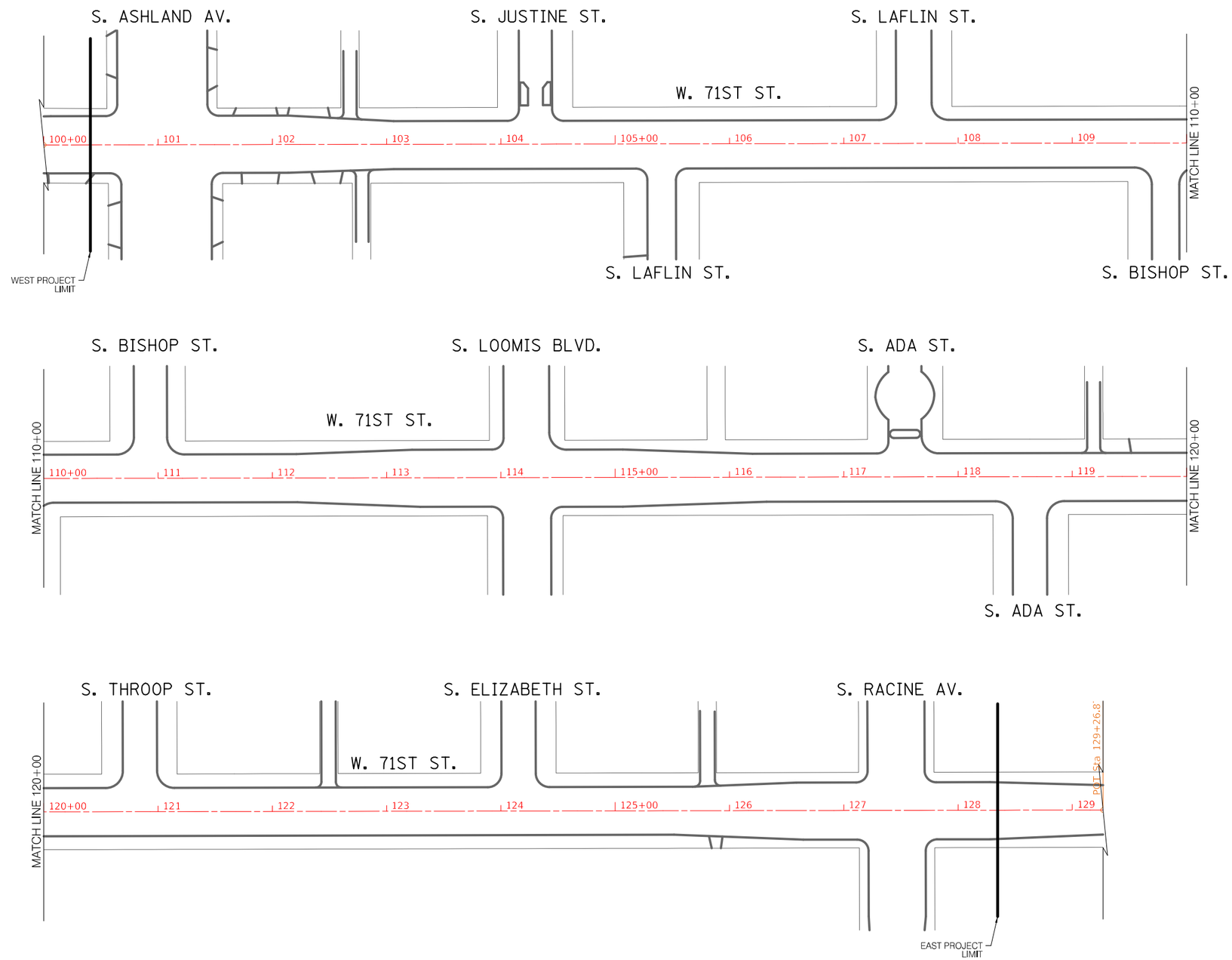

CDOT
CHICAGO DEPARTMENT OF TRANSPORTATION

REVISIONS			
NO.	BY	DATE	DESCRIPTION

CITY OF CHICAGO
DEPARTMENT OF TRANSPORTATION
DIVISION OF ENGINEERING

2021 ARTERIAL STREET RESURFACING
FAR SOUTH AREA B-7-176

ALIGNMENT

W. 71ST STREET
S. ASHLAND AVE. TO
S. RACINE AVE.

SCALE: 1" = 100'

SHEET NO.
130

DATE: 4/16/2021

74th - Damen to Hermitage
Structure Adjustment Table

Structure Number	Station Number[1]	Center Line / Left / Right[2]	Type of structure[3]	Adjustment recommended? (yes or no)
1	200+53	CL	MH	N
2	201+55	R	CB	N
3	201+55	L	CB	N
4	201+94	L	MH	N
5	202+14	CL	WV	Y
6	202+30	L	MH	Y
7	202+34	L	MH	N
8	202+69	L	MH	N
9	203+25	R	CB	Y
10	203+25	L	MH	N
11	203+25	L	INL	N
12	203+89	L	MH	N
13	204+79	R	CB	N
14	204+79	R	INL	N
15	204+79	R	CB	N
16	205+32	L	WV	Y
17	205+41	R	CB	N
18	205+41	L	CB	N
19	205+45	CL	MH	Y
20	206+18	CL	MH	N
21	208+29	R	CB	N
22	208+29	L	CB	N
23	208+78	CL	MH	N
24	208+78	L	MH	N
25	209+19	L	MH	N
26	209+52	R	CB	Y
27	209+52	L	CB	N
28	210+48	CL	MH	Y
29	211+22	R	CB	N
30	211+22	L	CB	Y
31	212+12	CL	MH	N
32	212+12	L	MH	N
33	213+21	R	CB	N
34	213+21	L	CB	N
35	213+81	CL	MH	N
36	215+4	R	CB	N
37	215+4	L	CB	N
38	215+12	CL	MH	N
39	215+45	L	MH	N
40	215+45	CL	MH	N
41	217+27	R	CB	N
42	217+27	L	CB	N
43	218+14	R	CB	N
44	218+14	L	INL	N
45	218+14	L	CB	Y
46	218+72	L	MH	N
47	219+12	L	WV	Y
48	219+31	R	CB	N
49	219+31	L	INL	N
50	219+31	L	MH	N

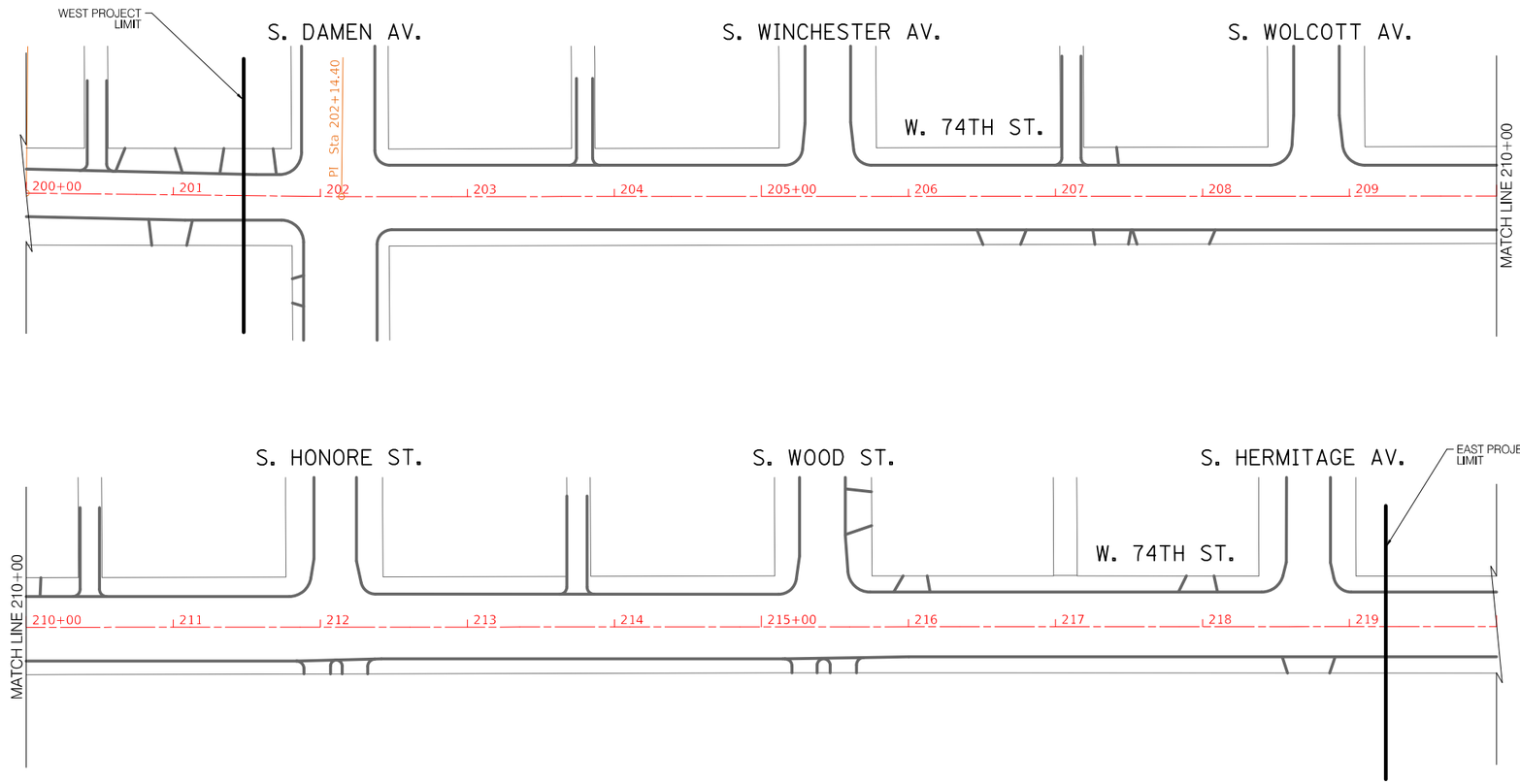

CDOT
CHICAGO DEPARTMENT OF TRANSPORTATION

REVISIONS			
NO.	BY	DATE	DESCRIPTION

CITY OF CHICAGO
DEPARTMENT OF TRANSPORTATION
DIVISION OF ENGINEERING

2021 ARTERIAL STREET RESURFACING
FAR SOUTH AREA B-7-176

ALIGNMENT

W. 74TH STREET
S. DAMEN AVE. TO
S. HERMITAGE AVE.

SCALE: 1" = 100'

SHEET NO.
131

DATE: 4/16/2021

75th - Paxton to Exchange

Structure Adjustment Table

Structure Number	Station Number[1]	Center Line / Left / Right[2]	Type of structure [3]	Adjustment recommended? (yes or no)
1	300+15	CL	INL	No
2	300+20	R	MH	No
3	300+50	R	MH	No
4	300+65	CL	INL	No
5	301+70	CL	INL	No
6	301+95	R	CB	No
7	302+70	CL	INL	No
8	303+55	R	INL	No
9	303+75	CL	INL	No
10	303+85	R	MH	No
11	304+80	CL	INL	No
12	305+45	R	CB	No
13	306+95	R	MH	No
14	307+05	CL	INL	No
15	307+20	R	MH	No
16	308+10	CL	INL	No
17	308+80	L	CB	Yes
18	309+05	CL	MH	No
19	310+05	CL	INL	No
20	310+80	CL	INL	No
21	311+70	CL	INL	Yes
22	312+00	R	CB	No
23	312+65	CL	INL	No
24	313+55	R	MH	No
25	314+05	R	CB	No
26	315+05	CL	INL	No
27	316+00	L	CB	No
28	316+00	R	CB	Yes
29	316+40	CL	MH	No
30	317+80	CL	INL	No
31	317+95	L	MH	No
32	318+00	R	CB	Yes
33	318+15	CL	MH	No
34	318+30	L	MH	No
35	319+25	L	CB	No
36	319+50	R	CB	No
37	321+05	L	MH	No
38	321+20	L	CB	No
39	321+20	R	CB	No
40	322+15	L	MH	No
41	322+40	L	INL	No
42	322+45	L	MH	No
43	322+70	L	CB	No
44	322+70	R	CB	No
45	323+70	CL	MH	No
46	324+95	CL	MH	No
47	326+20	CL	MH	No
48	326+20	L	MH	No
49	326+50	L	INL	No
50	326+85	R	INL	No
51	327+15	R	INL	No
52	327+30	CL	INL	No
53	327+45	R	MH	No
54	327+75	L	CB	Yes
55	328+05	R	CB	Yes
56	328+45	CL	INL	No
57	329+65	CL	INL	No
58	329+65	R	CB	No

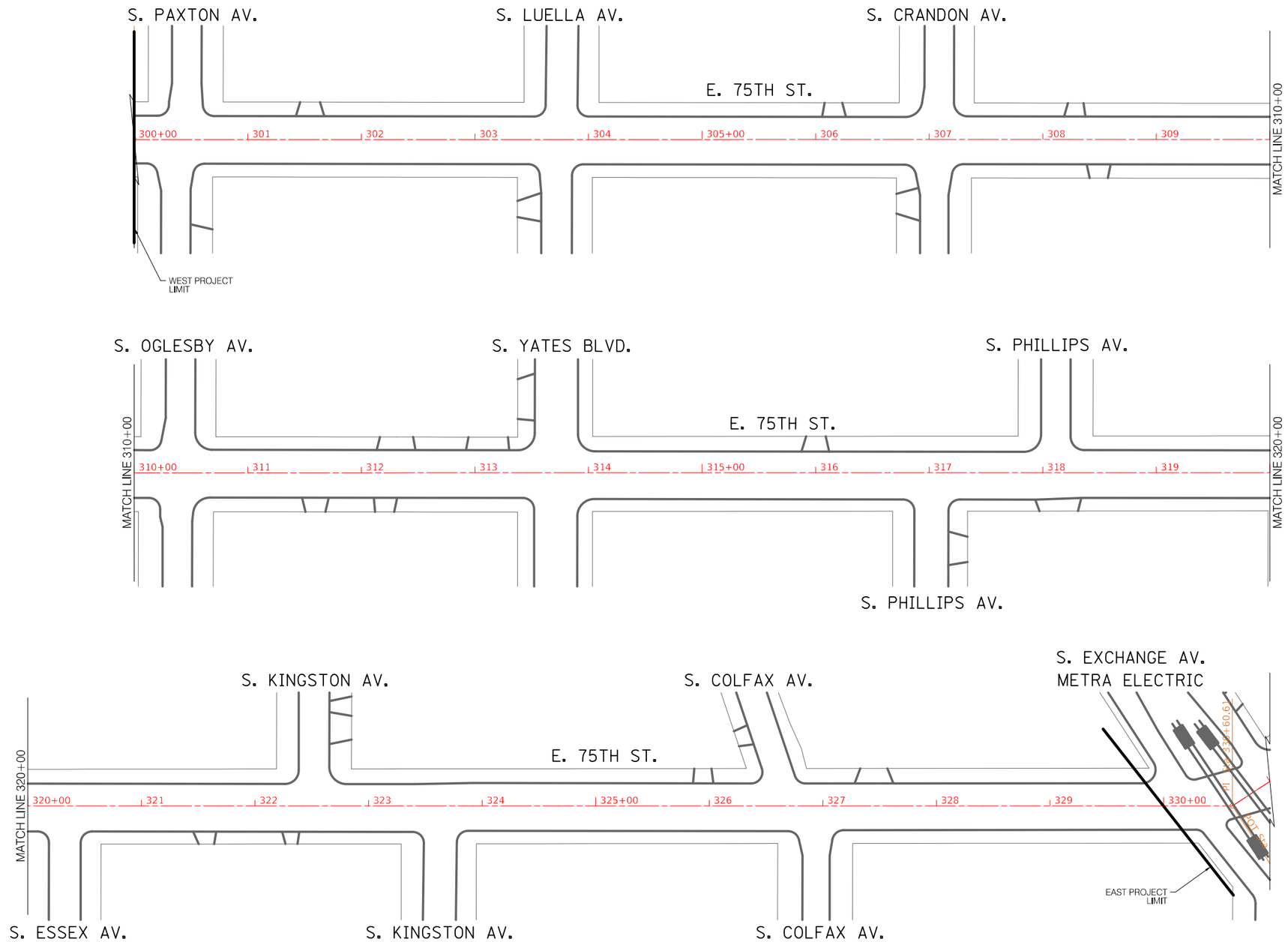

CDOT CHICAGO DEPARTMENT OF TRANSPORTATION	REVISIONS NO. / BY / DATE / DESCRIPTION	CITY OF CHICAGO DEPARTMENT OF TRANSPORTATION DIVISION OF ENGINEERING	2021 ARTERIAL STREET RESURFACING FAR SOUTH AREA B-7-176	E. 75TH STREET S. PAXTON AVE. TO S. EXCHANGE AVE.	SHEET NO. 132
	678 of 784		ALIGNMENT	SCALE: 1" = 100'	DATE: 4/16/2021

W 103rd St - S Maplewood Ave to S Western Ave

Structure Adjustment Table

Structure Number	Station Number[1]	Center Line / Left / Right[2]	Type of structure [3]	Adjustment recommended? (yes or no)
1	401+94	R 8	WV	Y
2	402+10	L 25	WV	Y
3	402+12	R 45	WV	Y
4	402+20	R 24	WV	Y
5	402+13	L 46	WV	Y
6	402+40	L 32	WV	N
7	402+48	L 33	CB	N
8	402+76	R 33	CB	N
9	402+76	L 18	WV	N
10	403+62	L 8	WV	Y
11	403+91	R 33	CB	N
12	403+91	R 25	CB	Y
13	404+48	L 34	CB	N
14	404+48	L 28	CB	N
15	405+25	R 47	WV	Y
16	405+35	R 8	WV	Y
17	405+42	R 41	WV	Y
18	405+46	R 38	CB	Y
19	405+46	R 43	WV	Y
20	405+85	R 33	CB	N
21	405+85	R 23	CB	Y
22	406+28	L 17	CB	Y
23	406+51	L 20	WV	N
24	406+54	L 26	CB	Y
25	407+11	R 15	WV	Y
26	407+23	R 19	CB	Y
27	407+25	R 30	CB	Y
28	408+01	R 39	WV	Y
29	408+60	L 38	WV	Y
30	408+69	L 39	CB	Y
31	408+89	R 7	WV	Y
32	409+16	L 4	CB	N
33	409+16	R 28	CB	N
34	409+30	R 20	CB	N
35	409+30	L 23	CB	Y
36	410+31	L 2	CB	Y
37	410+88	R 11	CB	Y
38	410+90	L 22	WV	N
39	410+90	L 25	CB	N
40	410+92	R 31	CB	Y
41	411+05	L 8	WV	Y
42	411+08	L 13	WV	Y
43	411+10	L 13	WV	Y
44	411+15	R 20	CE	N
45	411+20	L 24	WV	N
46	411+77	L 23	CE	Y
47	411+77	R 26	CE	Y
48	411+89	L 3	WV	Y
49	411+94	L 4	CB	Y
50	411+90	R 47	CE	Y
51	411+88	R 25	WV	Y
52	411+94	R 37	WV	Y
53	412+14	R 7	WV	Y
54	412+37	L 15	CE	Y
55	4122+52	L 44	CE	Y
56	412+54	R 47	CE	Y
57	412+63	R 15	WV	Y
58	412+98	R 13	CB	Y
59	412+93	R 26	CB	Y
60	412+79	R 2	CB	Y
61	412+93	L 36	CB	Y
62	412+70	L 15	WV	Y

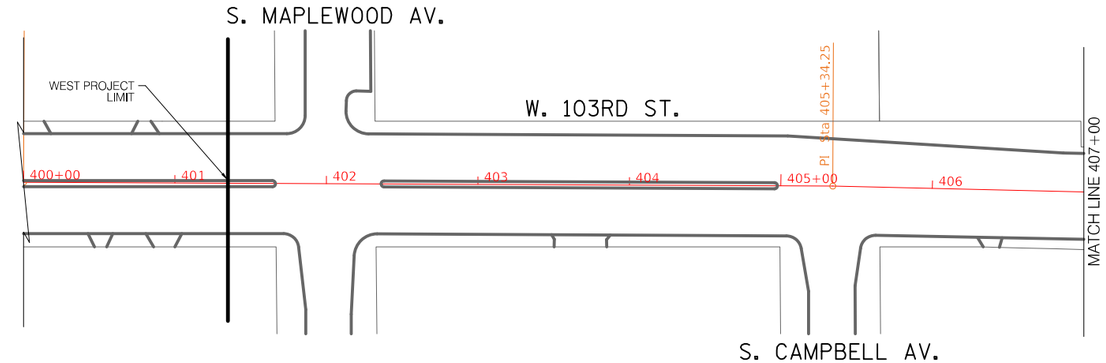

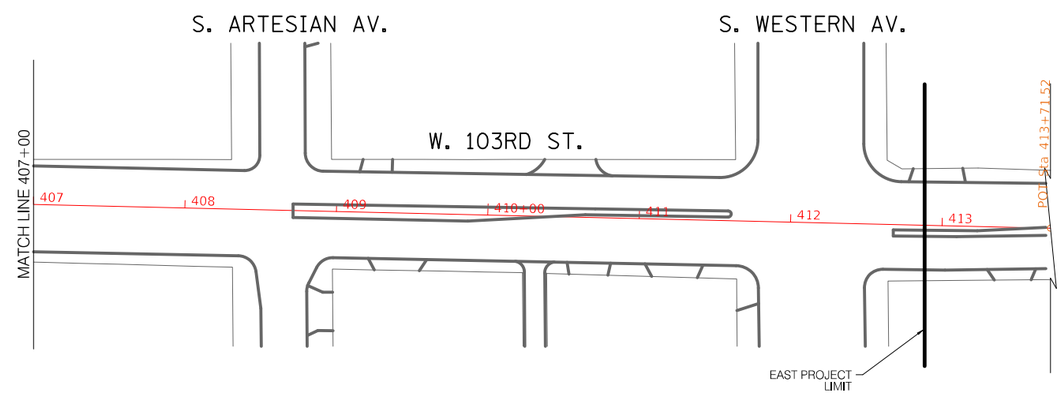

CDOT
CHICAGO DEPARTMENT OF TRANSPORTATION

REVISIONS			
NO.	BY	DATE	DESCRIPTION

CITY OF CHICAGO
DEPARTMENT OF TRANSPORTATION
DIVISION OF ENGINEERING

2021 ARTERIAL STREET RESURFACING
FAR SOUTH AREA B-7-176

ALIGNMENT

W. 103RD STREET
S. MAPLEWOOD AVE. TO
S. WESTERN AVE.

SCALE: 1" = 100'

SHEET NO.
133

DATE: 4/16/2021

S Columbus Ave - S Pulaski Rd to W 83rd Pl

Structure Adjustment Table

Structure Number	Station Number[1]	Center Line / Left / Right[2]	Type of structure [3]	Adjustment recommended? (yes or no)
1	501+09	R 72	CB	Y
2	501+12	R 27	WV	Y
3	501+09	L 32	WV	Y
4	501+13	L 37	WV	Y
5	501+23	L 38	WV	Y
6	501+09	L 50	INL	Y
7	502+11	L 31	WV	Y
8	502+18	L 73	INL	N
9	502+09	L 76	WV	Y
10	502+70	L 25	WV	Y
11	502+76	L 28	CB	Y
12	502+93	R 31	INL	Y
13	503+69	R 20	WV	Y
14	504+31	R 29	INL	N
15	505+38	L 26	WV	N
16	505+62	R 22	CB	Y
17	505+68	L 21	WV	Y
18	505+80	R 28	INL	Y
19	505+92	L 31	INL	Y
20	506+82	L 26	WV	Y
21	507+19	L 26	WV	N
22	506+47	L 68	CB	N
23	507+44	R 22	CB	Y
24	507+83	L 21	CB	N
25	509+43	R 20	CB	N
26	510+27	L 20	CB	N
27	510+82	L 70	WV	Y
28	511+33	L 26	CB	N
29	511+60	R 19	CB	N
30	511+92	L 20	CB	N
31	513+33	L 21	CB	N
32	513+61	R 20	CB	Y
33	515+19	L 20	CB	N
34	515+43	L 18	CB	Y
35	515+62	R 20	INL	Y
36	515+90	L 32	CB	Y
37	516+05	L 33	WV	Y
38	516+67	L 19	CB	Y
39	517+40	R 20	CB	Y
40	518+39	L 19	CB	Y
41	519+20	R 20	CB	Y
42	519+78	L 19	CB	N
43	520+17	L 49	WV	Y
44	520+42	L 44	CB	N
45	520+69	L 26	CB	Y
46	520+89	L 26	WV	Y
47	520+53	R 19	CB	Y
48	521+29	L 19	CB	Y
49	521+97	R 19	CB	Y
50	522+68	L 20	INL	Y
51	524+02	R 21	CB	Y
52	524+59	L 20	CB	N
53	525+32	R 20	CB	Y
54	525+39	L 27	WV	Y
55	526+10	L 20	INL	N
56	526+77	R 20	CB	N
57	527+64	L 20	CB	Y
58	528+64	R 21	CB	Y
59	528+99	R 29	WV	Y
60	529+35	L 26	WV	Y
61	526+65	R 47	CB	Y
62	529+48	L 36	CB	Y
63	529+90	L 48	WV	Y
64	529+26	R 30	CB	Y
65	529+77	R 34	CB	Y
66	530+00	R 49	WV	Y
67	530+29	R 34	WV	Y
68	530+37	R 36	CB	Y

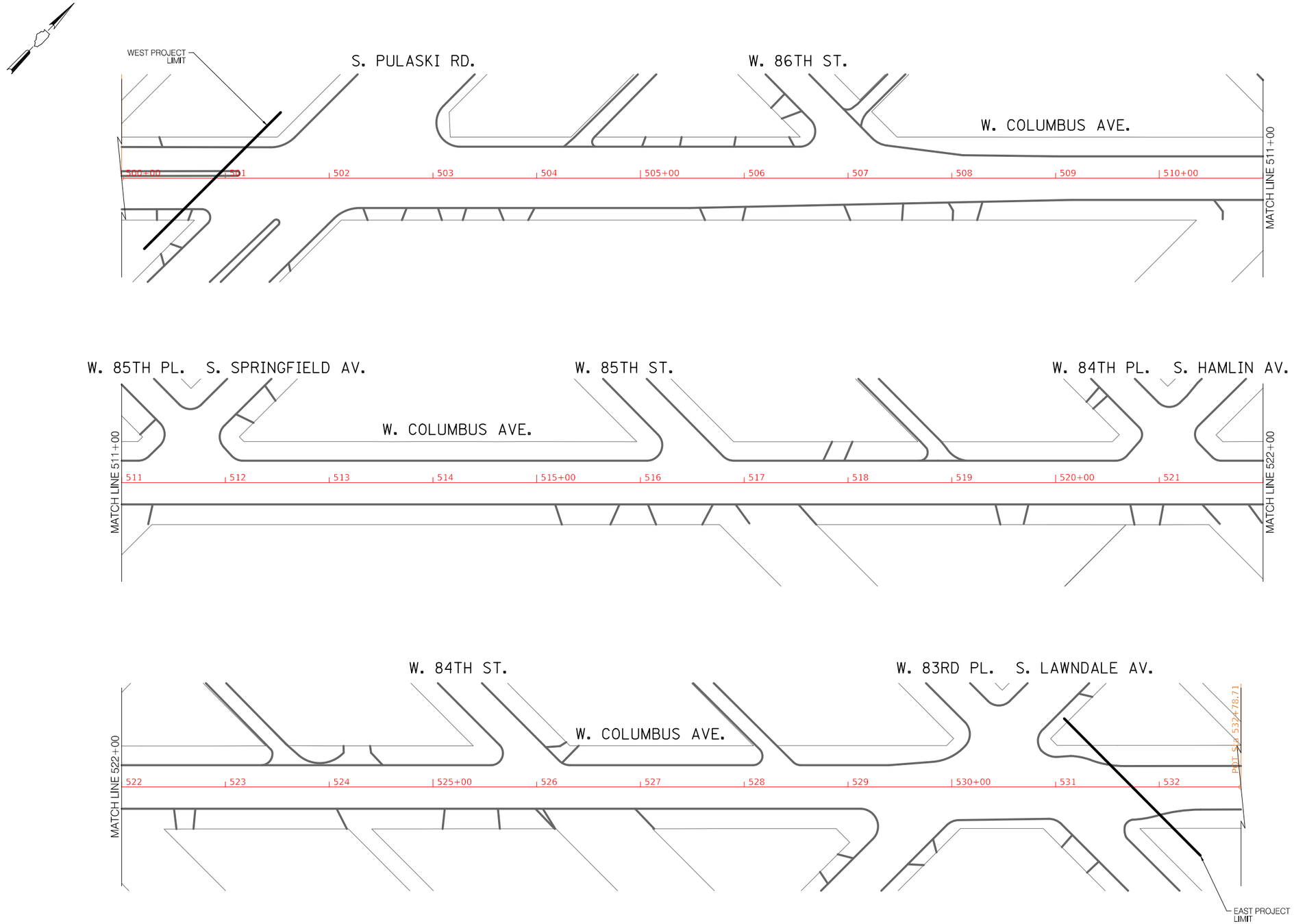

CDOT
CHICAGO DEPARTMENT OF TRANSPORTATION

REVISIONS			
NO.	BY	DATE	DESCRIPTION

CITY OF CHICAGO
DEPARTMENT OF TRANSPORTATION
DIVISION OF ENGINEERING

2021 ARTERIAL STREET RESURFACING
FAR SOUTH AREA B-7-176

ALIGNMENT

W. COLUMBUS AVENUE
S. PULASKI AVE. TO W. 83RD PL.

SCALE: 1" = 100'

SHEET NO.
134

DATE: 4/16/2021

S. Commercial Ave. - E. 100th St. to E. 94th St.

Structure Adjustment Table

Structure Number	Station Number[1]	Center Line / Left / Right[2]	Type of structure [3]	Adjustment recommended? (yes or no)
1	600+02	R	MH	NO
2	600+12	L	MH	NO
3	601+31	R	CE	NO
4	601+31	R	CE	NO
5	601+46	R	CE	NO
6	601+48	L	MH	NO
7	601+52	R	CE	NO
8	601+53	R	CB	NO
9	601+58	L	CB	NO
10	601+59	CL	MH	NO
11	601+63	R	CB	NO
12	601+67	L	CE	NO
13	601+98	R	MH	YES
14	602+03	L	MH	NO
15	602+65	CL	MH	NO
16	603+91	CL	MH	YES
17	603+95	L	CB	YES
18	603+95	R	CB	NO
19	605+11	R	CE	NO
20	605+28	CL	MH	NO
21	606+34	L	CB	NO
22	606+34	R	CB	NO
23	606+48	CL	MH	NO
24	607+76	CL	MH	NO
25	608+77	R	CE	NO
26	608+85	L	CB	NO
27	608+85	R	CB	NO
28	609+04	R	MH	NO
29	609+18	L	CB	NO
30	609+18	R	CB	NO
31	609+54	R	MH	NO
32	610+40	CL	CB	NO
33	611+42	L	CB	NO
34	611+47	R	CB	NO
35	611+72	CL	MH	NO
36	612+31	R	CE	NO
37	613+09	CL	MH	NO
38	613+42	L	CB	NO
39	613+47	R	CB	NO
40	614+50	CL	MH	NO
41	615+62	R	INL	YES
42	615+65	L	MH	NO
43	615+65	R	MH	NO
44	615+80	R	CE	NO
45	615+81	CL	MH	YES
46	615+89	R	CE	NO
47	615+89	R	MH	NO
48	615+93	L	INL	NO
49	615+93	L	CB	NO
50	615+93	R	INL	YES
51	615+96	R	MH	NO
52	616+26	L	INL	NO
53	618+25	L	CB	YES
54	618+25	R	CB	NO
55	619+06	CL	MH	YES
56	620+18	L	INL	NO
57	620+18	L	CB	NO
58	620+18	R	CB	NO
59	622+07	CL	MH	NO
60	622+23	L	INL	NO
61	622+23	R	INL	NO
62	622+44	CL	MH	NO
63	622+48	R	CE	NO
64	622+51	L	CB	NO
65	622+52	L	INL	NO
66	622+57	R	CB	NO
67	622+61	R	MH	NO
68	622+88	R	MH	YES
69	623+75	CL	MH	NO
70	624+63	L	CB	NO
71	624+68	R	CB	NO
72	625+55	CL	MH	NO
73	626+05	R	CE	NO
74	626+67	L	CB	NO
75	626+67	R	CB	NO
76	628+87	L	CB	NO
77	628+87	R	CB	NO
78	629+06	CL	MH	NO
79	629+20	L	CB	NO
80	629+20	R	CB	NO

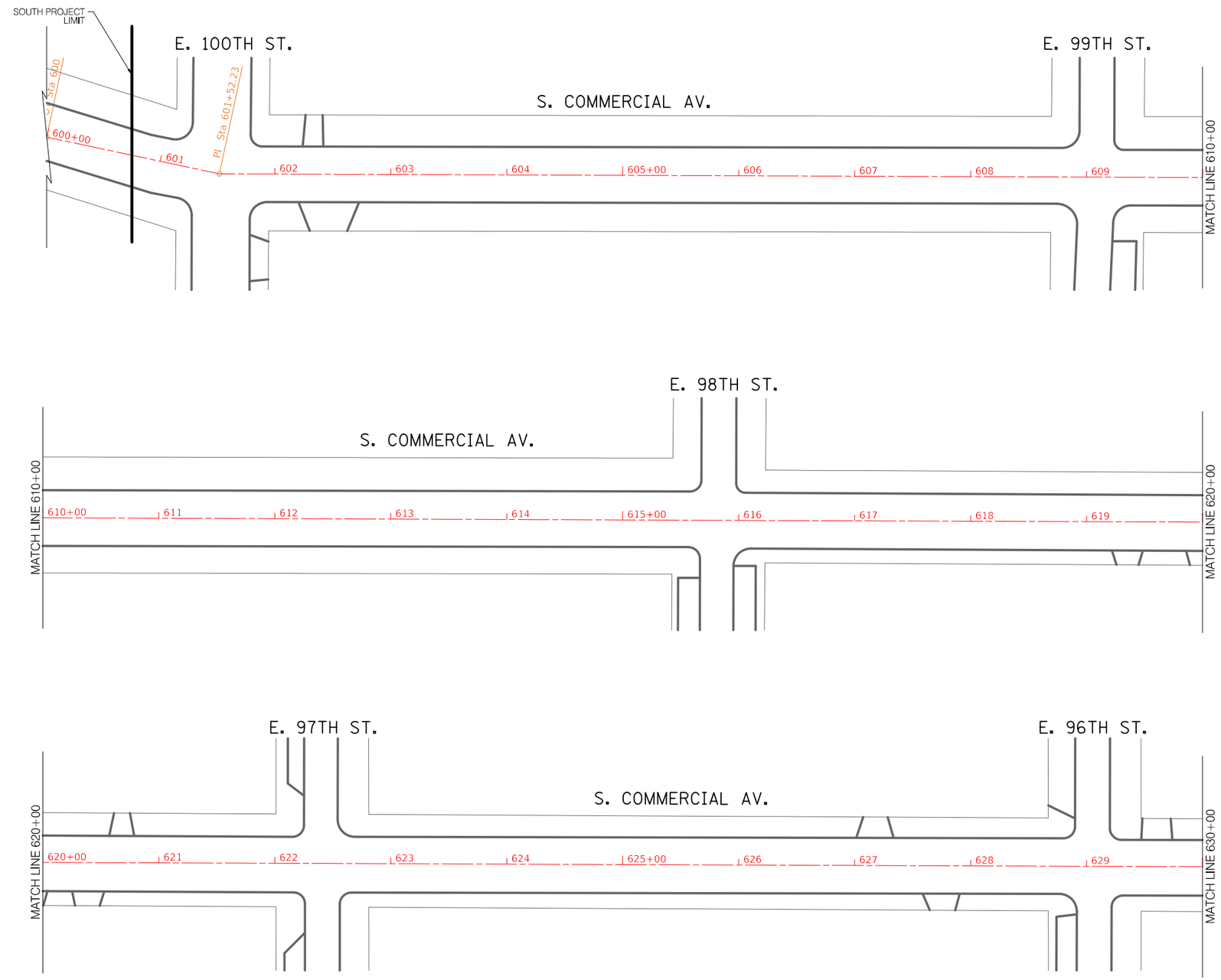

CDOT
CHICAGO DEPARTMENT OF TRANSPORTATION

REVISIONS

NO.	BY	DATE	DESCRIPTION

CITY OF CHICAGO
DEPARTMENT OF TRANSPORTATION
DIVISION OF ENGINEERING

2021 ARTERIAL STREET RESURFACING
FAR SOUTH AREA B-7-176

ALIGNMENT

S. COMMERCIAL AVENUE
E. 100TH ST. TO E. 94TH ST.

SCALE: 1" = 100'

SHEET NO. 135

DATE: 4/16/2021

S. Commercial Ave. - E. 100th St. to E. 94th St.
Structure Adjustment Table

Structure Number	Station Number[1]	Center Line / Left / Right[2]	Type of structure [3]	Adjustment recommended? (yes or no)
81	630+42	CL	MH	YES
82	631+31	L	CB	NO
83	631+31	R	CB	NO
84	631+72	CL	MH	NO
85	633+10	CL	MH	YES
86	633+27	L	CB	NO
87	633+27	R	CB	NO
88	634+43	CL	MH	NO
89	635+15	L	CE	NO
90	635+21	R	MH	NO
91	635+26	R	CE	YES
92	635+28	L	CE	YES
93	635+42	L	MH	NO
94	635+47	L	MH	YES
95	635+59	R	CE	YES
96	635+64	CL	MH	NO
97	635+73	R	MH	YES
98	635+80	R	MH	YES
99	635+86	L	MH	NO
100	635+91	L	MH	NO
101	635+98	CL	CB	NO
102	636+19	L	CE	YES
103	636+45	L	MH	NO
104	636+68	R	CB	NO
105	638+02	R	CB	NO
106	638+04	L	CB	NO
107	639+24	R	CB	NO
108	639+30	L	CB	NO
109	639+55	L	CE	NO
110	640+88	L	MH	NO
111	641+54	L	MH	YES
112	641+67	L	CE	YES
113	641+98	R	CB	NO
114	642+26	CL	MH	YES
115	642+32	R	CE	NO
116	642+48	R	MH	YES
117	642+55	L	CE	NO
118	643+08	L	CB	NO
119	643+09	R	CB	NO

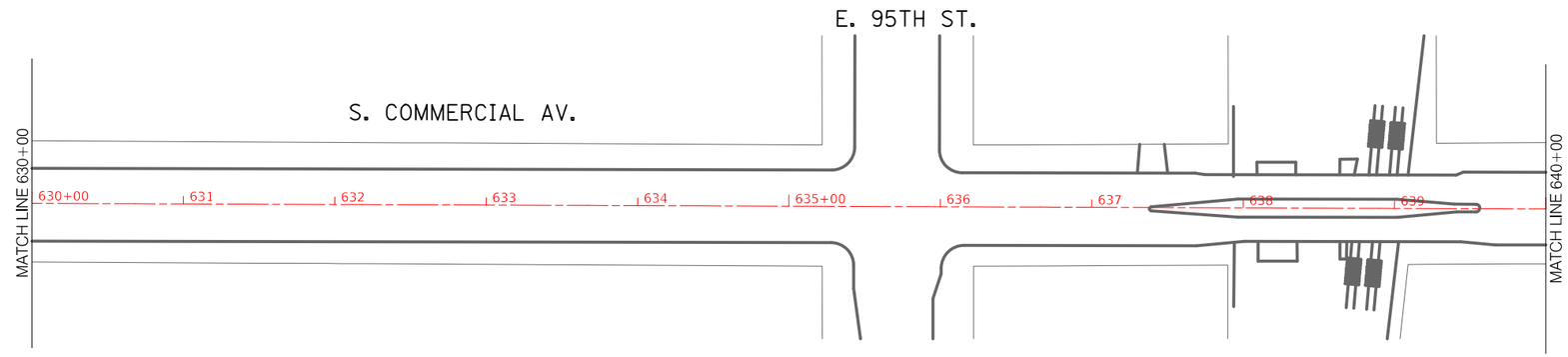

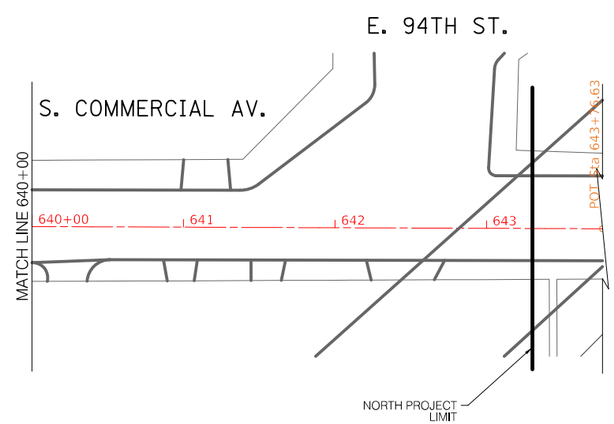

CDOT CHICAGO DEPARTMENT OF TRANSPORTATION	REVISIONS NO. BY DATE DESCRIPTION	CITY OF CHICAGO DEPARTMENT OF TRANSPORTATION DIVISION OF ENGINEERING	2021 ARTERIAL STREET RESURFACING FAR SOUTH AREA B-7-176	S. COMMERCIAL AVENUE E. 100TH ST. TO E. 94TH ST.	SHEET NO. 136
			ALIGNMENT	SCALE: 1" = 100'	DATE: 4/16/2021

MLK - 76th to 67th

Structure Adjustment Table

Structure Number	Station Number[1]	Center Line / Left / Right[2]	Type of structure [3]	Adjustment recommended? (yes or no)
1	701+45	CL	INL	No
2	702+45	L	CB	No
3	702+45	R	CB	No
4	702+75	CL	INL	No
5	704+00	L	CB	No
6	704+10	CL	INL	No
7	705+65	L	CB	No
8	705+65	R	CB	No
9	706+75	CL	INL	No
10	707+15	L	CB	No
11	707+15	R	CB	No
12	708+15	CL	MH	No
13	708+55	R	MH	No
14	709+05	L	CB	No
15	709+05	L	MH	No
16	709+05	R	CB	No
17	709+70	CL	MH	No
18	710+60	L	CB	No
19	710+60	R	CB	No
20	711+00	CL	INL	No
21	712+25	L	CB	Yes
22	712+25	R	CB	No
23	712+30	CL	MH	No
24	713+55	CL	MH	No
25	713+85	L	CB	No
26	713+85	R	CB	No
27	714+70	CL	MH	No
28	715+05	CL	MH	No
29	715+85	L	CB	No
30	715+85	R	CB	No
31	716+20	CL	MH	No
32	717+55	CL	MH	No
33	717+95	L	CB	No
34	717+95	R	CB	No
35	718+85	CL	MH	No
36	720+10	L	CB	No
37	720+10	R	CB	No
38	720+20	CL	INL	Yes
39	721+00	R	MH	No
40	721+40	CL	INL	No
41	721+55	R	MH	No
42	722+25	L	CB	No
43	722+25	R	CB	No
44	722+75	CL	MH	No
45	723+95	L	CB	No
46	723+95	R	CB	No
47	724+05	CL	MH	No
48	725+40	CL	MH	No
49	725+50	L	CB	No
50	725+50	R	CB	No
51	726+75	CL	MH	No
52	727+20	L	CB	No
53	727+20	R	CB	No
54	728+10	CL	INL	No
55	729+05	L	MH	No
56	729+05	R	MH	Yes
57	729+45	CL	MH	No

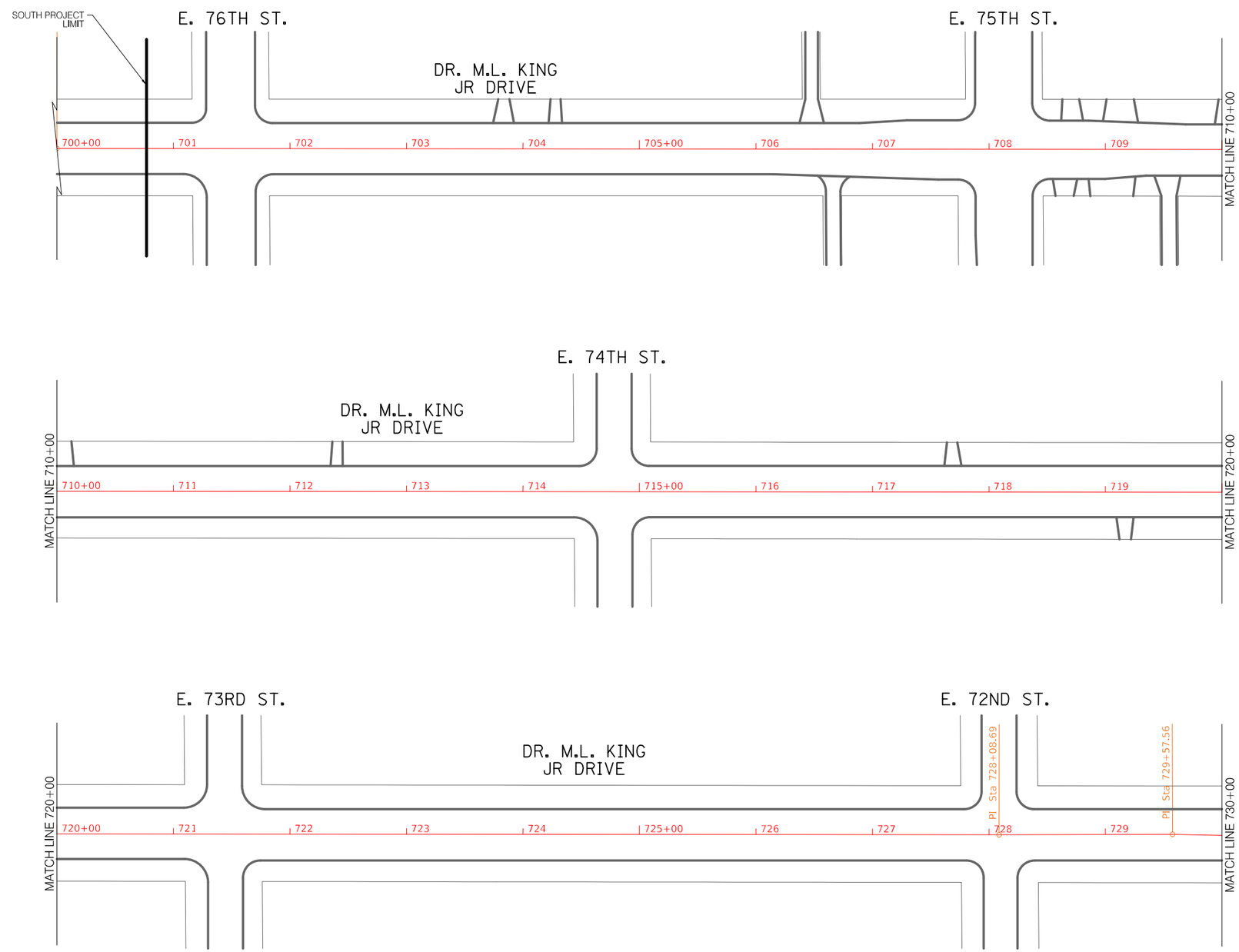

CDOT
CHICAGO DEPARTMENT OF TRANSPORTATION

REVISIONS

NO.	BY	DATE	DESCRIPTION

CITY OF CHICAGO
DEPARTMENT OF TRANSPORTATION
DIVISION OF ENGINEERING

2021 ARTERIAL STREET RESURFACING
FAR SOUTH AREA B-7-176

ALIGNMENT

S. DR. MARTIN LUTHER KING JR. DRIVE
E. 76TH ST. TO E. 67TH ST.

SCALE: 1" = 100'

SHEET NO. 137

DATE: 4/16/2021

MLK - 76th to 67th

Structure Adjustment Table

Structure Number	Station Number[1]	Center Line / Left / Right[2]	Type of structure [3]	Adjustment recommended? (yes or no)
58	730+75	CL	INL	No
59	730+75	L	CB	No
60	730+75	R	CB	No
61	732+10	CL	MH	No
62	733+25	R	CB	No
63	733+30	L	CB	No
64	733+40	CL	MH	No
65	733+55	CL	MH	No
66	733+85	CL	INL	No
67	733+95	R	MH	No
68	735+65	R	CB	Yes
69	735+70	L	CB	No
70	735+70	L	CB	No
71	735+85	CL	MH	No
72	736+05	L	CB	No
73	736+05	R	CB	No
74	737+00	CL	INL	No
75	737+80	R	MH	No
76	738+00	CL	MH	No
77	739+15	L	CB	No
78	739+15	CL	MH	No
79	739+15	R	CB	No
80	740+25	CL	MH	No
81	740+60	L	CB	No
82	740+60	R	CB	No
83	741+15	CL	INL	No
84	741+30	CL	INL	No
85	741+40	CL	MH	No
86	742+10	L	CB	No
87	742+10	R	CB	No
88	742+70	CL	MH	No
89	743+85	L	CB	No
90	743+85	R	CB	No
91	744+00	CL	MH	No
92	745+35	CL	MH	No
93	745+45	L	CB	No
94	746+65	CL	MH	No
95	747+20	L	CB	No
96	747+20	R	CB	No
97	748+05	CL	MH	No
98	748+10	R	MH	No
99	748+10	R	MH	No
100	749+05	L	CB	No
101	749+05	R	CB	No
102	749+30	CL	MH	No
103	750+45	CL	MH	No
104	750+60	L	CB	No
105	750+60	R	CB	No
106	751+50	CL	MH	No
107	752+05	L	CB	Yes
108	752+05	R	CB	No
109	752+20	R	MH	No
110	753+10	CL	INL	No
111	753+50	CL	INL	No
112	753+50	L	MH	No
113	753+85	CL	INL	No
114	754+55	L	MH	No
115	755+55	L	MH	No
116	755+90	L	CB	No
117	755+90	R	CB	No
118	756+35	R	INL	No
119	757+00	R	INL	No
120	757+05	L	CB	Yes
121	758+15	R	INL	Yes
122	758+75	R	CB	No
123	758+75	R	CB	No
124	758+85	L	CB	No
125	759+15	CL	INL	No
126	759+80	CL	INL	No
127	760+40	L	MH	No

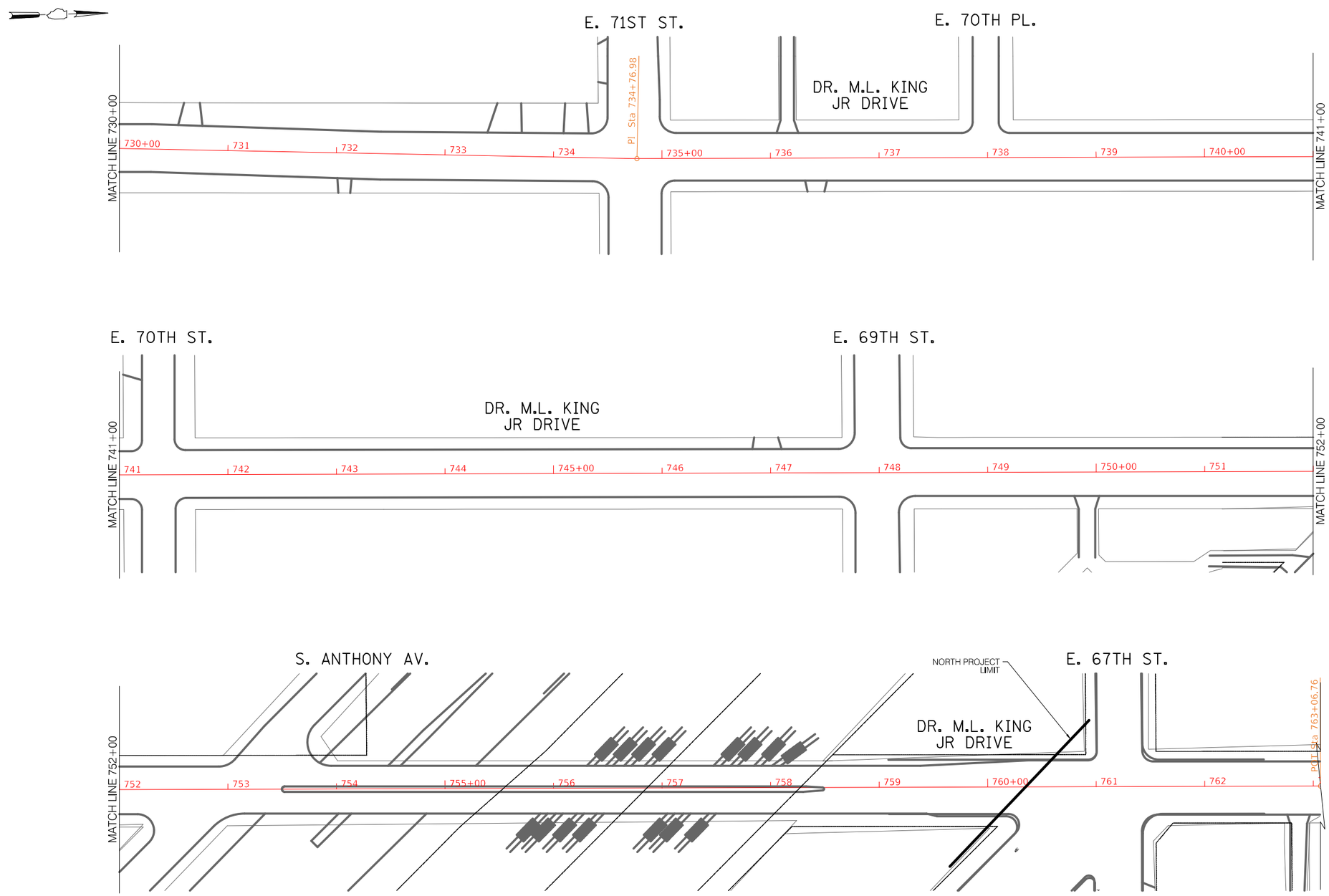

CDOT
CHICAGO DEPARTMENT OF TRANSPORTATION

REVISIONS			
NO.	BY	DATE	DESCRIPTION

CITY OF CHICAGO
DEPARTMENT OF TRANSPORTATION
DIVISION OF ENGINEERING

2021 ARTERIAL STREET RESURFACING
FAR SOUTH AREA B-7-176

ALIGNMENT

S. DR. MARTIN LUTHER KING JR. DRIVE
E. 76TH ST. TO E. 67TH ST.

SCALE: 1" = 100'

SHEET NO. 138

DATE: 4/16/2021

Halsted - 79th to 75th
Structure Adjustment Table

Structure Number	Station Number[1]	Center Line / Left / Right[2]	Type of structure [3]	Adjustment recommended? (yes or no)
1	1039+99	L 4	WV	Y
2	1039+84	R 23	WV	N
3	1039+86	R 28	INL	N
4	1040+20	L 30	CB	Y
5	1040+18	L 57	CB	Y
6	1040+22	R 15	CE	Y
7	1040+29	L 50	WV	Y
8	1040+34	L 42	WV	Y
9	1040+31	R 20	CE	Y
10	1040+33	R 43	WV	Y
11	1040+61	R 23	WV	Y
12	1040+62	L 32	CB	Y
13	1040+67	R 27	WV	Y
14	1040+66	R 45	CB	Y
15	1040+83	R 04	WV	Y
16	1040+88	L 24	CB	Y
17	1040+95	R 29	INL	N
18	1040+96	L 23	MH	N
19	1040+96	L 19	WV	N
20	1041+98	R 04	WV	Y
21	1042+15	R 29	CB	Y
22	1042+22	R 23	CB	Y
23	1042+22	L 22	CB	Y
24	1043+78	R 23	CB	Y
25	1043+81	L 22	CB	N
26	1043+94	R 04	WV	Y
27	1045+36	R 2	CB	Y
28	1045+36	L 23	CB	N
29	1045+92	R 03	CB	Y
30	1046+83	R 23	CB	N
31	1046+73	L 78	WV	Y
32	1046+69	L 23	CB	N
33	1046+98	R 28	WV	Y
34	1048+10	R 15	CE	N
35	1048+26	R 04	WV	Y
36	1048+29	R 23	CB	N
37	1048+48	L 29	WV	N
38	1047+55	L 23	INL	N
39	1047+57	R 23	CB	N
40	1048+65	R 03	CB	Y
41	1048+90	R 23	CB	Y
42	1048+96	L 23	CB	N
43	1049+97	R 05	WV	Y
44	1050+51	L 23	CB	N
45	1050+51	R 23	CB	Y
46	1051+33	R 05	WV	Y
47	1052+07	R 22	CB	Y
48	1052+12	L 23	CB	Y

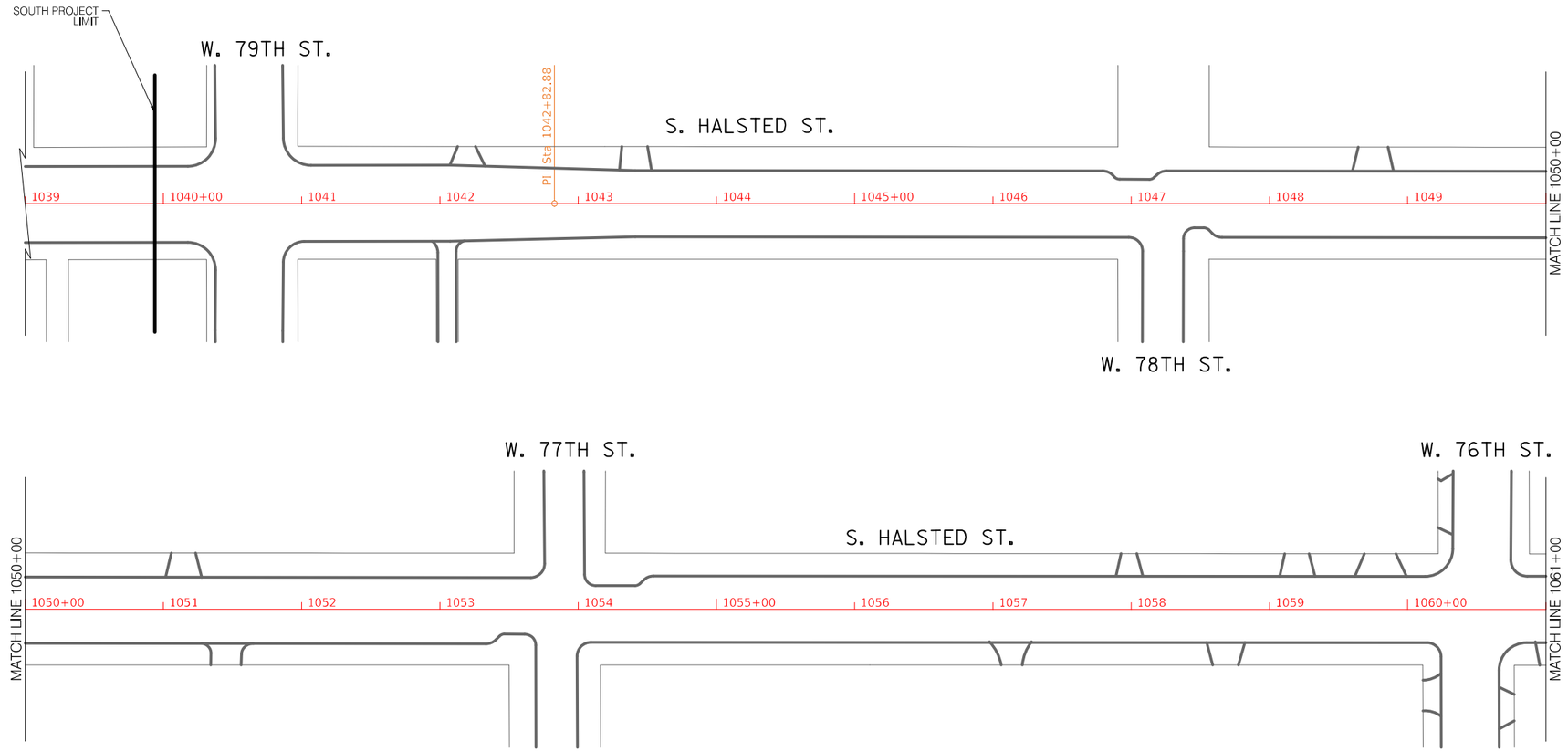

CDOT
CHICAGO DEPARTMENT OF TRANSPORTATION

REVISIONS			
NO.	BY	DATE	DESCRIPTION

CITY OF CHICAGO
DEPARTMENT OF TRANSPORTATION
DIVISION OF ENGINEERING

2021 ARTERIAL STREET RESURFACING
FAR SOUTH AREA B-7-176

ALIGNMENT

S. HALSTED STREET
W. 79TH ST. TO W. 75TH ST.

SCALE: 1" = 100'

SHEET NO.
139

DATE: 4/16/2021

Halsted - 79th to 75th

Structure Adjustment Table

Structure Number	Station Number[1]	Center Line / Left / Right[2]	Type of structure [3]	Adjustment recommended? (yes or no)
49	1052+63	R 05	WV	Y
50	1053+51	L 17	WV	Y
51	1053+53	L 23	CB	Y
52	1053+37	R 22	CB	N
53	1053+73	R 28	CB	N
54	1053+79	L 48	CB	N
55	1053+85	R 04	CB	Y
56	1053+98	R 05	WV	Y
57	1054+01	R 27	WV	Y
58	1054+01	R 44	CB	N
59	1054+06	L 48	CB	N
60	1054+25	R 23	INL	Y
61	1054+56	L 23	CB	N
62	1055+47	R 03	WV	Y
63	1055+62	R 22	CB	N
64	1055+63	L 23	CB	Y
65	1057+27	R 23	CB	Y
66	1057+29	L 22	CB	Y
67	1057+36	R 05	WV	Y
68	1058+88	R 23	CB	Y
69	1058+87	L 22	CB	Y
70	1059+01	R 05	WV	Y
71	1060+50	R 42	WV	Y
72	1060+64	R 05	WV	Y
73	1060+97	R 22	CB	Y
74	1061+04	L 23	CB	Y
75	1061+81	R 05	WV	Y
76	1062+27	R 23	CB	N
77	1062+26	L 23	CB	Y
78	1063+42	R 05	CB	Y
79	1063+87	R 23	CB	Y
80	1063+87	L 23	CB	Y
81	1064+90	R 17	CE	Y
82	1065+35	R 23	CB	Y
83	1065+18	L 23	CB	Y
84	1065+76	R 15	CE	Y
85	1066+24	L 17	WV	Y
86	1066+53	L 41	WV	N
87	1066+66	L 28	WV	Y
88	1066+66	L 07	WV	Y
89	1066+68	R 06	WV	Y
90	1067+05	L 23	CB	N
91	1067+05	R 22	CB	N
92	1067+93	L 08	WV	Y
93	1068+85	L 23	CB	Y
94	1068+98	R 17	CE	Y
95	1069+15	R 03	WV	Y
96	1069+17	L 23	CB	Y
97	1069+38	L 20	WV	Y
98	1069+51	L 15	WV	Y

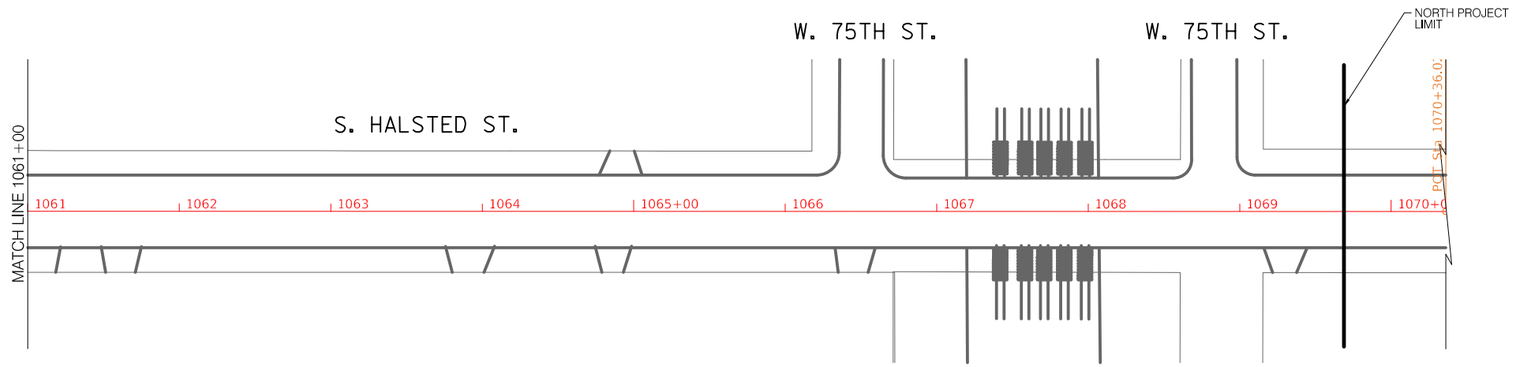

CDOT
CHICAGO DEPARTMENT OF TRANSPORTATION

REVISIONS

NO.	BY	DATE	DESCRIPTION

CITY OF CHICAGO
DEPARTMENT OF TRANSPORTATION
DIVISION OF ENGINEERING

2021 ARTERIAL STREET RESURFACING
FAR SOUTH AREA B-7-176

ALIGNMENT

S. HALSTED STREET
W. 79TH ST. TO W. 75TH ST.

SCALE: 1" = 100'

SHEET NO.
140

DATE: 4/16/2021

Halsted - 90th to 87th

Structure Adjustment Table

Structure Number	Station Number	Center Line / Left / Right2	Type of structure 3	Adjustment recommended? (yes or no)
1	988 + 3	C	MH	No
2	988 + 10	L	CB	No
3	988 + 10	R	CB	No
4	988 + 41	L	CB	No
5	988 + 45	R	CB	No
6	988 + 83	L	WV	No
7	972 + 51	L	CB	No
8	972 + 51	R	CB	Yes
9	974 + 64	L	CB	No
10	974 + 64	R	CB	No
11	974 + 73	C	CB	No
12	974 + 89	L	WV	Yes
13	974 + 89	R	MH	No
14	975 + 6	L	CB	No
15	975 + 6	R	CB	No
16	977 + 80	L	CB	No
17	977 + 80	R	CB	Yes
18	979 + 76	L	CB	No
19	979 + 76	R	CB	Yes
20	980 + 89	L	CB	No
21	980 + 89	R	CB	Yes
22	981 + 6	C	CB	No
23	981 + 25	L	CB	No
24	981 + 25	R	CB	No
25	982 + 57	L	CB	No
26	982 + 57	R	CB	No
27	985 + 19	L	CB	No
28	985 + 19	R	CB	Yes
29	985 + 57	C	MH	No
30	986 + 48	L	WV	No
31	986 + 67	L	CB	No
32	986 + 67	C	MH	No
35	987 + 22	L	CB	No
36	987 + 22	R	CB	No
37	987 + 25	L	MH	No
38	987 + 25	R	MH	Yes
39	987 + 25	R	MH	Yes
40	987 + 35	C	WV	No
41	987 + 92	L	WV	No
42	987 + 92	L	CB	No
43	987 + 92	R	WV	No
44	987 + 92	R	CB	No
45	988 + 25	C	CB	No
46	988 + 41	L	CB	No
47	988 + 41	R	MH	No
48	988 + 45	L	CB	No
49	988 + 45	R	CB	No

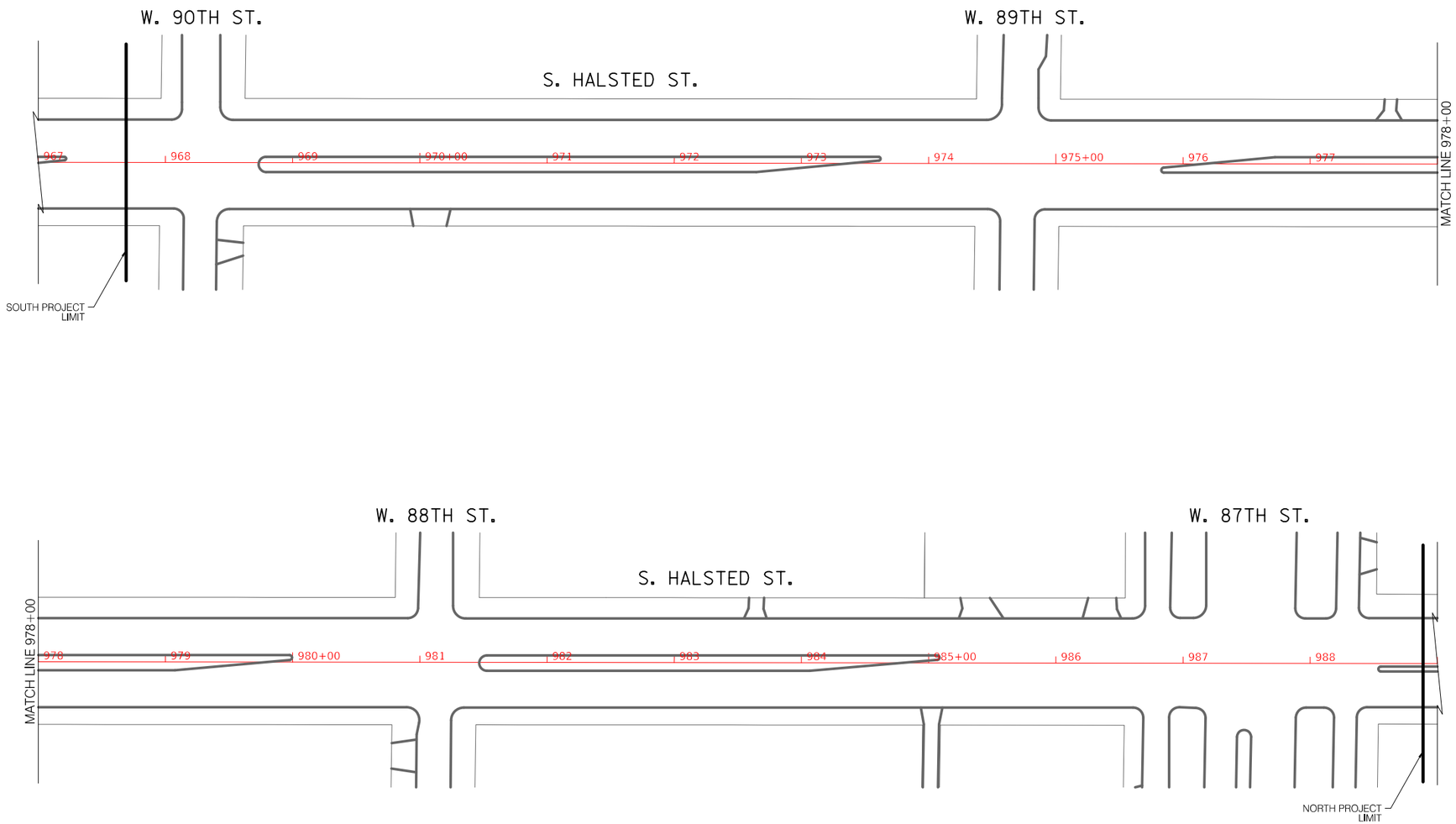

CDOT
CHICAGO DEPARTMENT OF TRANSPORTATION

REVISIONS			
NO.	BY	DATE	DESCRIPTION

CITY OF CHICAGO
DEPARTMENT OF TRANSPORTATION
DIVISION OF ENGINEERING

2021 ARTERIAL STREET RESURFACING
FAR SOUTH AREA B-7-176

ALIGNMENT

S. HALSTED STREET
W. 90TH ST. TO W. 87TH ST.

SCALE: 1" = 100'

SHEET NO.
141

DATE: 4/16/2021

Halsted - 115th to 97th
Structure Adjustment Table

Structure Number	Station Number	Center Line / Left / Right2	Type of structure[3]	Adjustment recommended? (yes or no)
1	801 + 64	C	CB	Yes
2	802 + 0	L	WV	No
3	802 + 0	L	CB	No
4	802 + 0	L	CB	No
5	802 + 0	C	CB	Yes
6	802 + 10	R	CE	Yes
7	803 + 57	L	CB	Yes
8	803 + 57	R	CB	No
9	805 + 0	R	CE	Yes
10	808 + 0	R	CE	No
11	808 + 29	L	CB	No
12	808 + 32	R	MH	Yes
13	808 + 41	R	MH	Yes
14	808 + 48	R	CB	No
15	808 + 64	L	MH	Yes
16	809 + 51	L	MH	No
17	809 + 51	R	CB	No
18	811 + 19	R	CE	Yes
19	812 + 86	L	CB	Yes
20	812 + 86	R	CB	No
21	814 + 64	R	MH	Yes
22	814 + 89	R	MH	No
23	815 + 13	L	CB	Yes
24	815 + 13	C	MH	Yes
25	815 + 13	R	CB	No
26	815 + 13	R	MH	No
27	815 + 25	R	CB	No
28	815 + 25	R	CB	No
29	817 + 0	L	INL	No
30	817 + 0	L	MH	No
31	817 + 0	R	CB	Yes
32	817 + 89	R	MH	Yes
33	820 + 16	L	CB	Yes
34	820 + 16	R	CB	Yes
35	821 + 29	R	CE	Yes
36	821 + 54	L	CB	No
37	821 + 54	C	MH	No
38	821 + 54	R	CB	No
39	821 + 70	L	CB	Yes
40	821 + 70	R	CB	Yes
41	821 + 89	L	CB	No
42	821 + 89	R	CB	Yes
43	823 + 0	L	CB	No
44	823 + 0	R	CB	Yes
45	824 + 57	R	CE	No
46	824 + 73	L	INL	No
47	824 + 73	L	CB	No
48	824 + 73	R	CB	No
49	825 + 3	L	MH	No
50	826 + 54	L	CB	Yes
51	826 + 54	R	CB	Yes
52	827 + 80	R	WV	No
53	827 + 80	R	MH	Yes
54	827 + 86	R	MH	Yes
55	828 + 10	L	CB	No
56	828 + 10	L	MH	No
57	828 + 10	R	WV	No
58	828 + 22	L	CB	Yes
59	828 + 22	C	CB	Yes
60	828 + 41	R	MH	Yes
61	829 + 89	L	CB	No

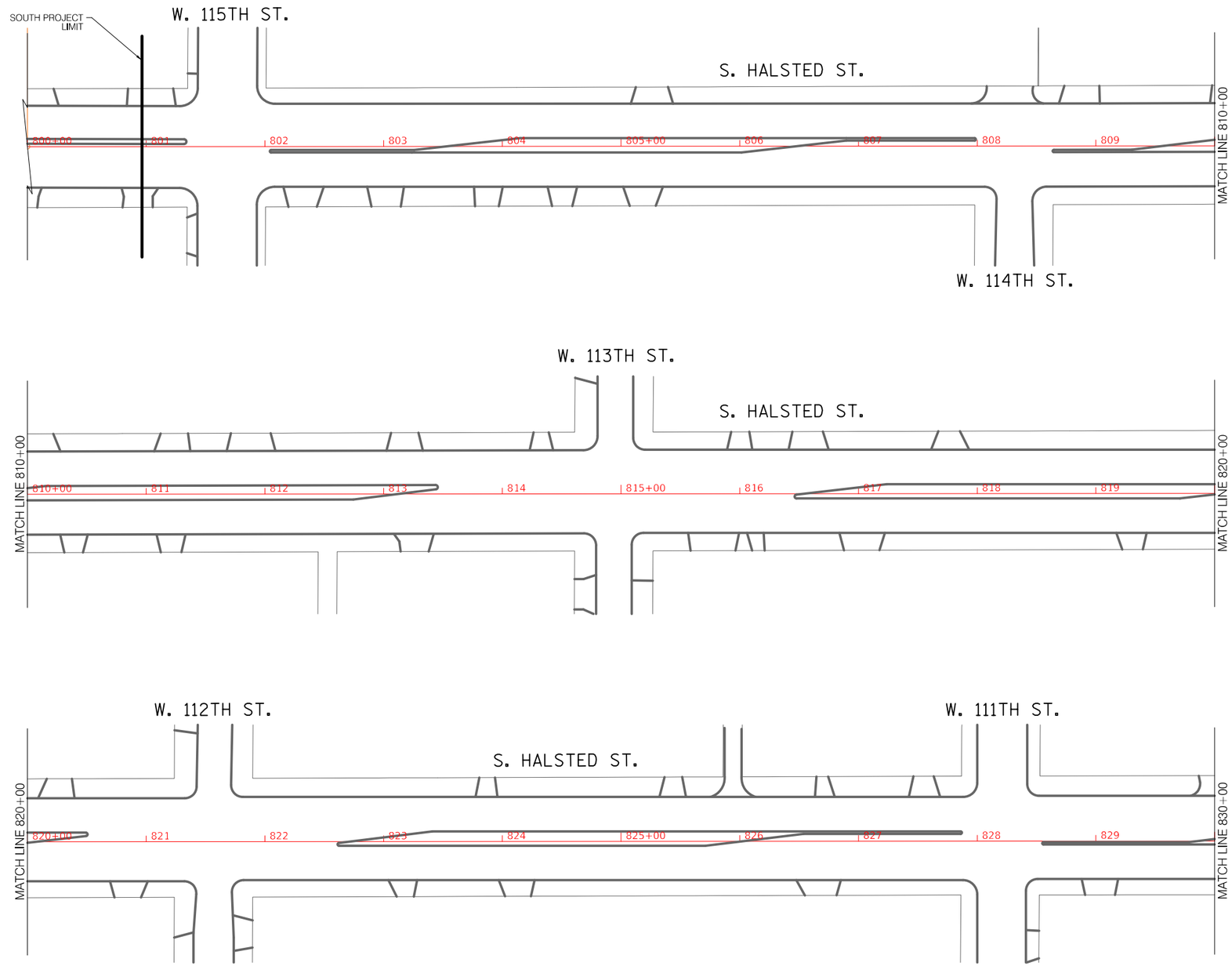

CDOT
CHICAGO DEPARTMENT OF TRANSPORTATION

REVISIONS			
NO.	BY	DATE	DESCRIPTION

CITY OF CHICAGO
DEPARTMENT OF TRANSPORTATION
DIVISION OF ENGINEERING

2021 ARTERIAL STREET RESURFACING
FAR SOUTH AREA B-7-176

ALIGNMENT

S. HALSTED STREET
W. 115TH ST. TO W. 93RD ST.

SCALE: 1" = 100'

SHEET NO.
142

DATE: 4/16/2021

Halsted - 115th to 97th

Structure Adjustment Table

Structure Number	Station Number	Center Line / Left / Right2	Type of structure[3]	Adjustment recommended? (yes or no)
62	831+54	R	CE	No
63	831+70	L	WV	Yes
64	832+73	L	CB	No
65	834+83	L	MH	No
66	834+92	L	CB	Yes
67	836+45	L	CB	Yes
68	837+60	L	CB	Yes
69	837+60	R	CB	Yes
70	837+73	R	CE	Yes
71	838+35	L	MH	No
72	840+25	R	CB	Yes
73	841+0	R	MH	Yes
74	841+41	R	MH	Yes
75	841+57	L	CB	Yes
76	841+57	C	MH	No
77	841+64	L	CB	No
78	841+64	L	MH	No
79	841+64	R	CB	No
80	841+64	R	MH	No
81	844+0	R	CB	Yes
82	844+35	R	CE	No
83	844+73	L	INL	Yes
84	844+73	L	MH	Yes
85	844+89	L	MH	No
86	847+0	L	CB	No
87	847+0	R	CB	Yes
88	847+51	R	MH	Yes
89	847+89	L	CB	Yes
90	847+89	R	CB	No
91	848+19	L	CB	Yes
92	848+19	R	CB	No
93	850+16	R	MH	Yes
94	850+51	L	CB	No
95	850+51	R	CB	Yes
96	850+89	R	CE	Yes
97	851+41	L	MH	No
98	851+54	L	MH	No
99	853+41	R	CB	No
100	853+48	L	CB	Yes
101	854+32	R	MH	Yes
102	854+32	R	CE	No
103	854+38	R	MH	Yes
104	854+60	L	CB	No
105	854+83	L	CB	No
106	854+83	C	MH	Yes
107	854+83	C	CB	Yes
108	854+83	R	CB	No
109	854+92	L	CB	No
110	857+3	L	CB	Yes
111	857+3	R	CB	No
112	857+83	R	CE	Yes
113	859+83	L	CB	No
114	859+83	R	CB	Yes

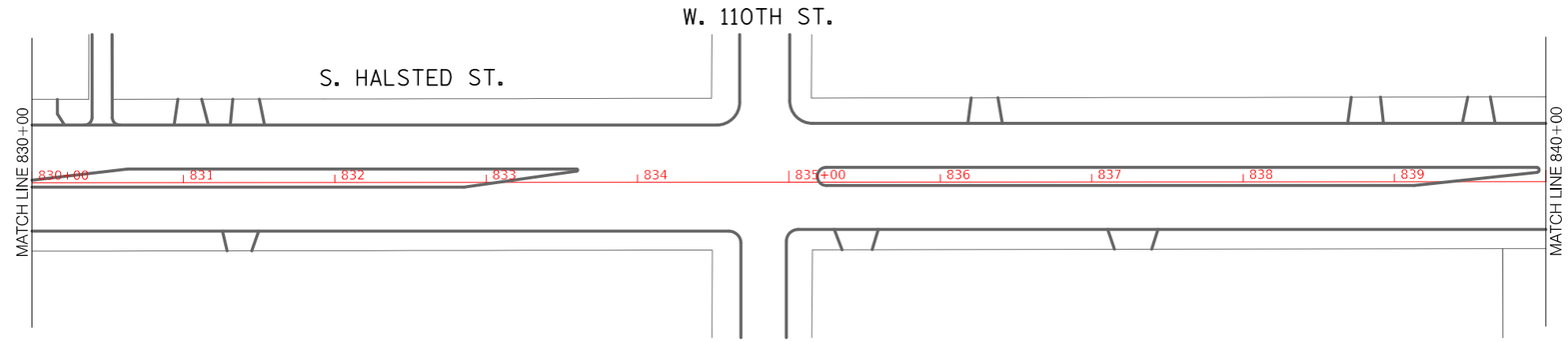

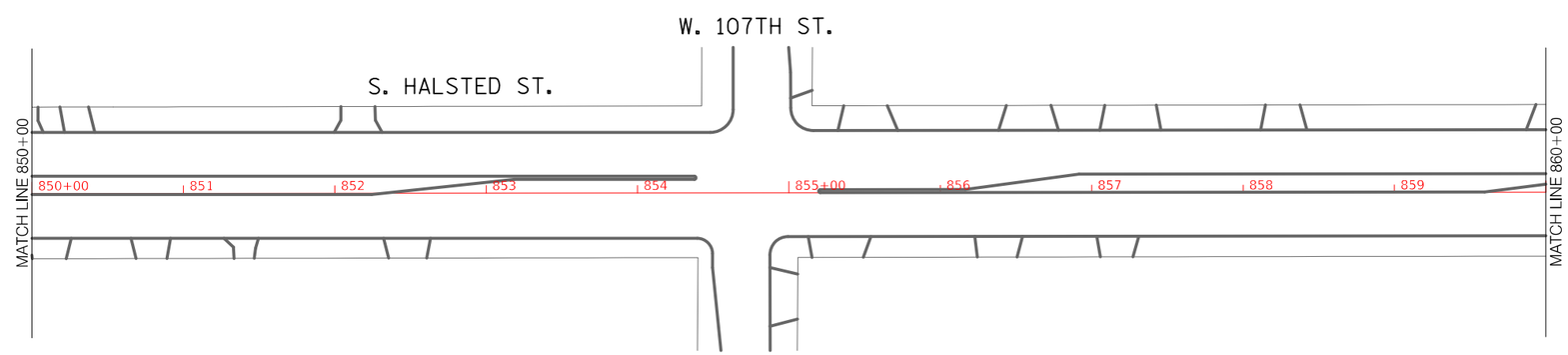

CDOT
CHICAGO DEPARTMENT OF TRANSPORTATION

REVISIONS

NO.	BY	DATE	DESCRIPTION

CITY OF CHICAGO
DEPARTMENT OF TRANSPORTATION
DIVISION OF ENGINEERING

2021 ARTERIAL STREET RESURFACING
FAR SOUTH AREA B-7-176

ALIGNMENT

S. HALSTED STREET
W. 115TH ST. TO W. 93RD ST.

SCALE: 1" = 100'

SHEET NO. 143

DATE: 4/16/2021

Halsted - 115th to 97th
Structure Adjustment Table

Structure Number	Station Number	Center Line / Left / Right2	Type of structure[3]	Adjustment recommended? (yes or no)
115	861 + 6	R	CE	No
116	861 + 35	L	CB	No
117	861 + 57	C	WV	No
118	863 + 41	L	CB	Yes
119	863 + 41	R	CB	Yes
120	863 + 80	R	CE	No
121	866 + 38	L	CB	Yes
122	866 + 38	R	CB	No
123	867 + 32	R	WV	No
124	867 + 41	R	WV	Yes
125	867 + 51	R	MH	No
126	867 + 67	R	CE	No
127	867 + 73	R	CB	No
128	867 + 86	L	CB	No
129	868 + 10	C	MH	No
130	868 + 16	L	CB	No
131	870 + 10	L	CB	Yes
132	870 + 10	R	CB	Yes
133	871 + 13	R	CE	Yes
134	873 + 60	L	CB	No
135	873 + 60	R	CB	No
136	874 + 0	R	MH	Yes
137	874 + 32	R	CE	Yes
138	874 + 38	R	MH	Yes
139	874 + 45	L	CB	No
140	874 + 45	L	MH	No
141	874 + 45	R	MH	No
142	874 + 51	L	MH	No
143	874 + 51	L	MH	No
144	874 + 51	L	CB	No
145	874 + 51	R	MH	No
146	874 + 51	R	MH	No
147	874 + 51	R	CB	No
148	874 + 57	C	CB	No
149	874 + 57	R	CB	Yes
150	874 + 70	R	WV	No
151	874 + 76	L	CB	No
152	874 + 76	R	CB	No
153	875 + 0	C	WV	No
154	877 + 6	L	CB	No
155	877 + 6	R	CB	No
156	877 + 80	R	CE	Yes
157	879 + 48	R	MH	Yes
158	879 + 80	L	CB	Yes
159	881 + 0	L	CB	No
160	881 + 0	R	CE	No
161	881 + 25	C	CB	No
162	881 + 45	R	CE	No
163	881 + 60	L	WV	Yes
164	881 + 60	R	CE	Yes
165	881 + 70	R	MH	No
166	882 + 70	R	CB	Yes
167	883 + 0	R	CE	No
168	883 + 16	R	MH	Yes
169	884 + 64	L	CB	No
170	884 + 64	R	CB	No
171	884 + 70	R	MH	No
172	884 + 76	R	CE	No
173	885 + 10	R	CE	Yes
174	887 + 13	L	CB	Yes
175	887 + 13	R	CB	No
176	887 + 67	R	CB	No
177	888 + 0	L	CB	Yes
178	888 + 0	R	CB	Yes
179	889 + 32	L	CB	No
180	889 + 48	R	CB	No

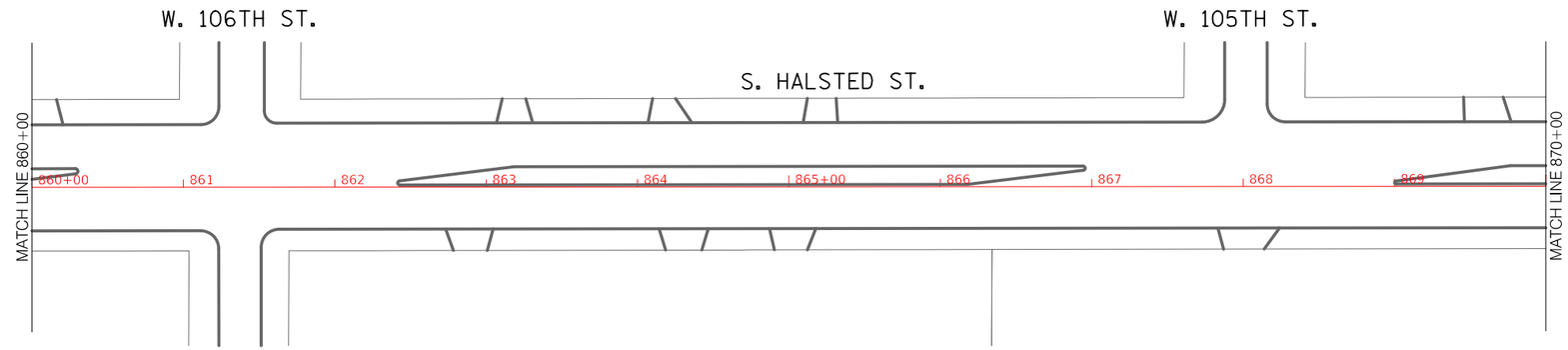

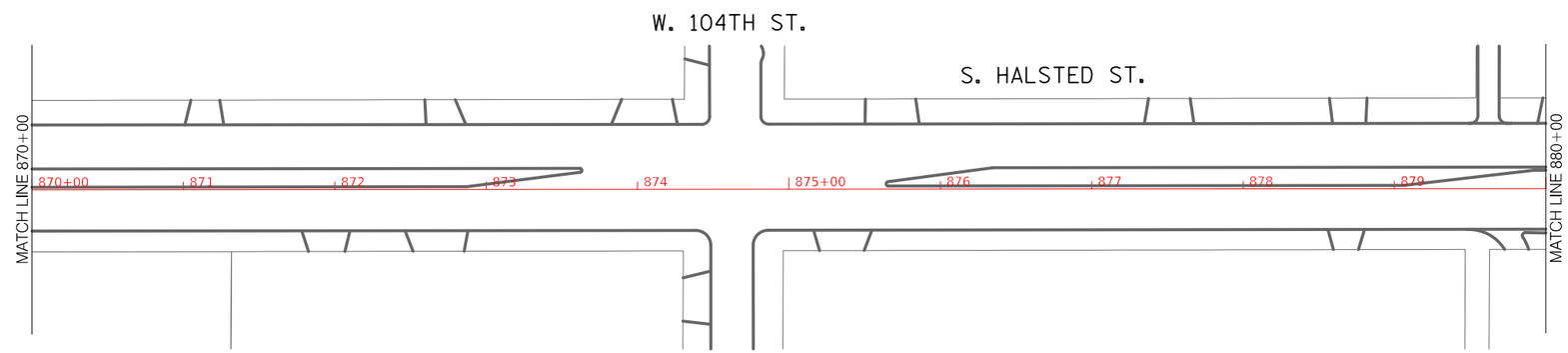

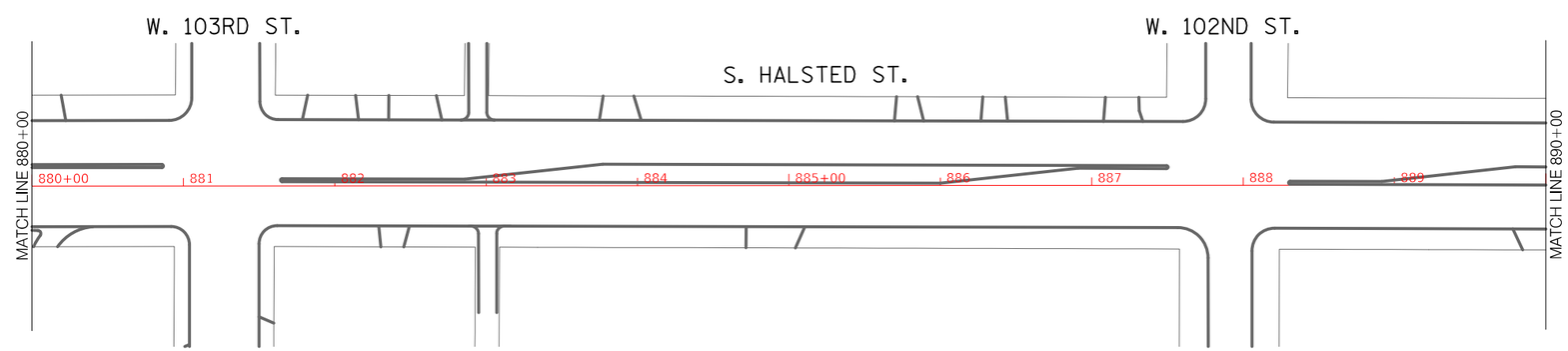

CDOT
CHICAGO DEPARTMENT OF TRANSPORTATION

REVISIONS

NO.	BY	DATE	DESCRIPTION

CITY OF CHICAGO
DEPARTMENT OF TRANSPORTATION
DIVISION OF ENGINEERING

2021 ARTERIAL STREET RESURFACING
FAR SOUTH AREA B-7-176

ALIGNMENT

S. HALSTED STREET
W. 115TH ST. TO W. 93RD ST.

SCALE: 1" = 100'

SHEET NO.
144

DATE: 4/16/2021

Halsted - 115th to 97th

Structure Adjustment Table

Structure Number	Station Number	Center Line / Left / Right2	Type of structure[3]	Adjustment recommended? (yes or no)
181	891 + 51	L	CB	Yes
182	891 + 51	R	CB	No
183	892 + 0	L	MH	No
184	893 + 38	L	MH	No
185	893 + 54	L	CB	No
186	893 + 54	R	CB	No
187	894 + 6	L	MH	Yes
188	894 + 41	L	CB	No
189	894 + 41	R	CB	No
190	894 + 54	L	CB	Yes
191	894 + 54	R	CB	Yes
192	894 + 73	L	CB	No
193	894 + 73	C	CE	No
194	894 + 73	R	CB	No
195	895 + 0	L	MH	Yes
196	895 + 89	L	CB	No
197	896 + 29	L	CB	Yes
198	896 + 29	R	CB	Yes
199	897 + 32	L	MH	No
200	898 + 32	L	CB	No
201	898 + 32	R	CB	No
202	898 + 64	L	CB	No
203	900 + 3	L	CB	No
204	900 + 32	L	CB	No
205	900 + 32	R	CB	Yes
206	901 + 0	L	CB	No
207	901 + 22	L	CB	No
208	901 + 22	R	CB	No
209	902 + 83	L	MH	No
210	902 + 83	R	MH	No
211	903 + 10	L	CB	No
212	903 + 10	R	MH	Yes
213	904 + 38	L	MH	No
214	904 + 41	R	CB	Yes
215	905 + 22	L	CB	No
216	905 + 22	R	CB	Yes
217	906 + 0	R	WV	No
218	907 + 32	L	MH	No
219	907 + 35	R	CB	Yes
220	907 + 45	L	MH	Yes
221	907 + 51	L	CB	Yes
222	907 + 51	R	CB	No
223	907 + 51	R	MH	No
224	907 + 86	R	CB	No
225	907 + 92	R	CB	Yes
226	908 + 22	L	CB	Yes
227	908 + 22	R	CB	Yes
228	910 + 86	L	CB	No
229	910 + 86	R	CB	No
230	911 + 0	C	CB	No
231	911 + 32	R	MH	No
232	911 + 35	R	MH	Yes
233	911 + 41	L	WV	No
234	913 + 32	L	MH	No
235	913 + 57	R	CB	No
236	914 + 32	R	MH	No
237	914 + 45	C	CB	No
238	914 + 67	R	CB	No
239	916 + 25	L	CB	Yes

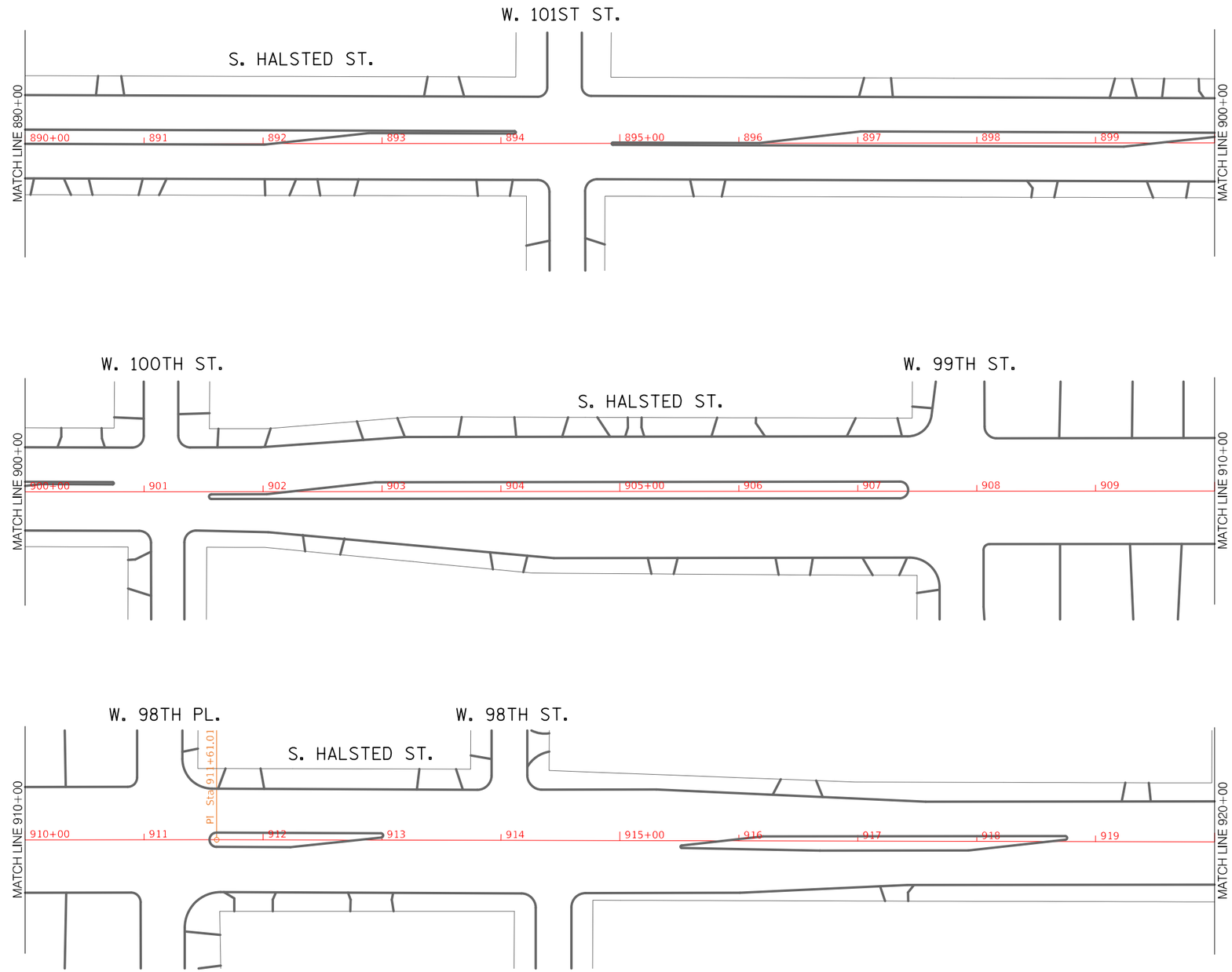

CDOT
CHICAGO DEPARTMENT OF TRANSPORTATION

REVISIONS			
NO.	BY	DATE	DESCRIPTION

CITY OF CHICAGO
DEPARTMENT OF TRANSPORTATION
DIVISION OF ENGINEERING

2021 ARTERIAL STREET RESURFACING
FAR SOUTH AREA B-7-176

ALIGNMENT

S. HALSTED STREET
W. 115TH ST. TO W. 93RD ST.

SCALE: 1" = 100'

SHEET NO.
145

DATE: 4/16/2021

Halsted - 115th to 97th
Structure Adjustment Table

Structure Number	Station Number	Center Line / Left / Right2	Type of structure[3]	Adjustment recommended? (yes or no)
240	920 + 0	R	CB	No
241	920 + 16	L	INL	No
242	920 + 16	L	MH	No
243	920 + 16	L	MH	No
244	920 + 48	L	CB	No
245	920 + 80	R	CE	Yes
246	920 + 89	R	CB	No
247	921 + 10	R	MH	No
248	921 + 25	R	CB	No
249	921 + 41	L	CB	No
250	923 + 64	L	CB	No
251	926 + 38	R	CB	No
252	927 + 67	C	CB	No
253	928 + 0	L	CB	Yes
254	928 + 0	R	CB	No
255	929 + 0	R	CB	Yes
256	930 + 89	R	CB	No
257	932 + 89	L	CB	Yes
258	933 + 10	R	CB	Yes
259	933 + 70	C	CE	No
260	933 + 83	L	CB	No
261	933 + 83	L	MH	Yes
262	933 + 83	C	MH	No
263	933 + 89	R	CB	No
264	933 + 89	R	CB	No
265	934 + 0	L	MH	No
266	934 + 0	R	WV	No
267	934 + 0	R	WV	No
268	934 + 6	C	CB	Yes
269	934 + 6	R	MH	Yes
270	934 + 60	L	WV	No
271	934 + 60	L	MH	No
272	934 + 60	R	MH	No
273	934 + 67	L	CB	No
274	934 + 67	C	MH	No
275	934 + 67	R	CB	No
276	935 + 60	L	CB	No
277	935 + 60	R	CB	No
278	937 + 54	L	CB	Yes
279	937 + 54	R	CB	No
280	939 + 6	L	CB	No
281	939 + 48	R	CB	No
282	940 + 0	L	MH	No
283	940 + 10	L	CB	No
284	940 + 76	R	CB	No
285	941 + 13	R	CB	No
286	941 + 76	L	CB	No
287	941 + 76	R	CB	No
288	946 + 25	L	CB	No
289	946 + 25	R	CB	No
290	946 + 89	C	MH	Yes
291	947 + 3	L	CB	No
292	947 + 3	C	CB	No
293	947 + 16	R	CB	Yes
294	947 + 29	L	WV	Yes
295	947 + 45	L	WV	Yes
296	947 + 51	R	CB	No
297	947 + 57	C	CB	No
298	947 + 83	R	CB	No

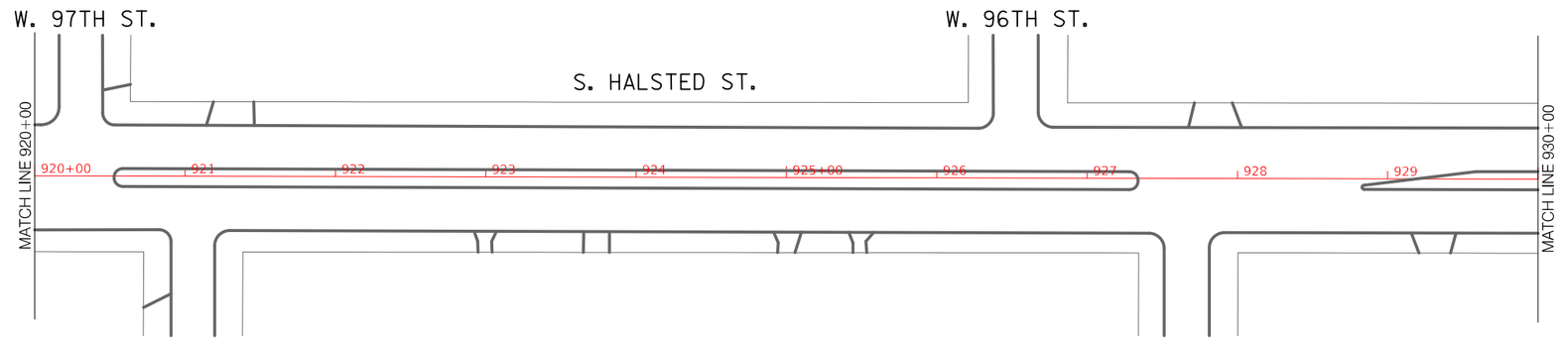

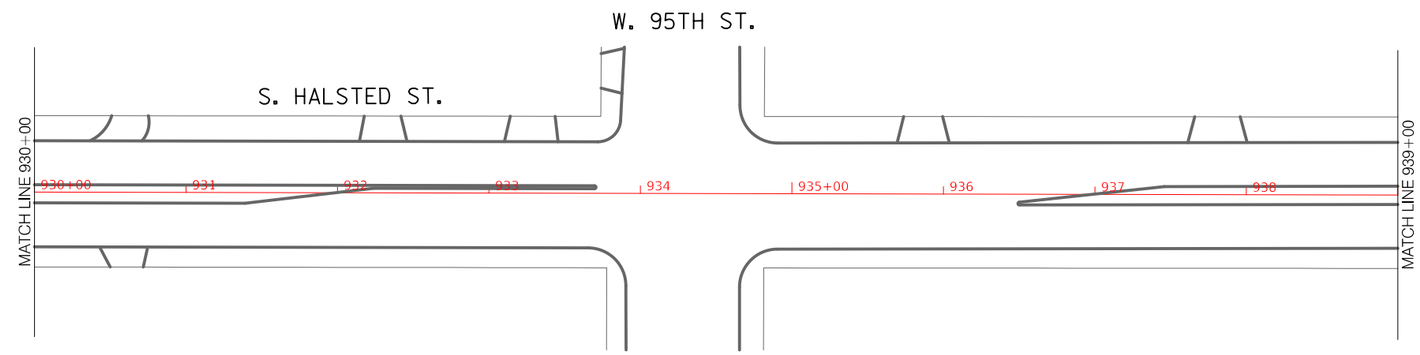

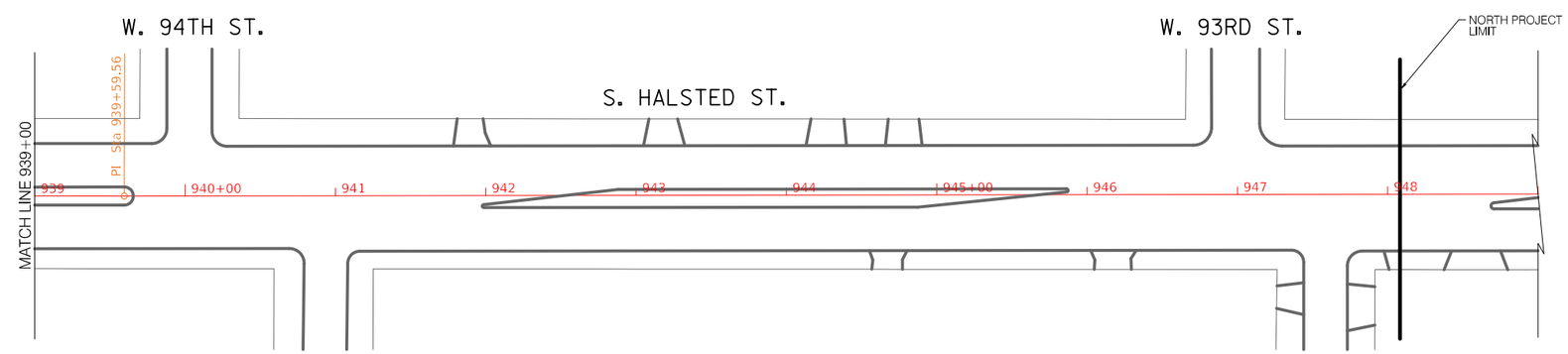

CDOT
CHICAGO DEPARTMENT OF TRANSPORTATION

REVISIONS

NO.	BY	DATE	DESCRIPTION

CITY OF CHICAGO
DEPARTMENT OF TRANSPORTATION
DIVISION OF ENGINEERING

2021 ARTERIAL STREET RESURFACING
FAR SOUTH AREA B-7-176

ALIGNMENT

S. HALSTED STREET
W. 115TH ST. TO W. 93RD ST.

SCALE: 1" = 100'

SHEET NO.
146

DATE: 4/16/2021

Monterey - Longwood to Vincennes

Structure Adjustment Table

Structure Number	Station Number[1]	Center Line / Left / Right[2]	Type of structure [3]	Adjustment recommended? (yes or no)
1	1102+20	L	CB	No
2	1102+65	CL	MH	No
3	1102+75	L	MH	No
4	1103+85	CL	MH	No
5	1103+85	R	CB	No
6	1105+15	CL	MH	No
7	1105+40	CL	CB	No
8	1106+45	R	MH	No
9	1106+55	R	MH	No
10	1106+65	CL	MH	No
11	1107+90	R	MH	No
12	1107+95	L	CB	No

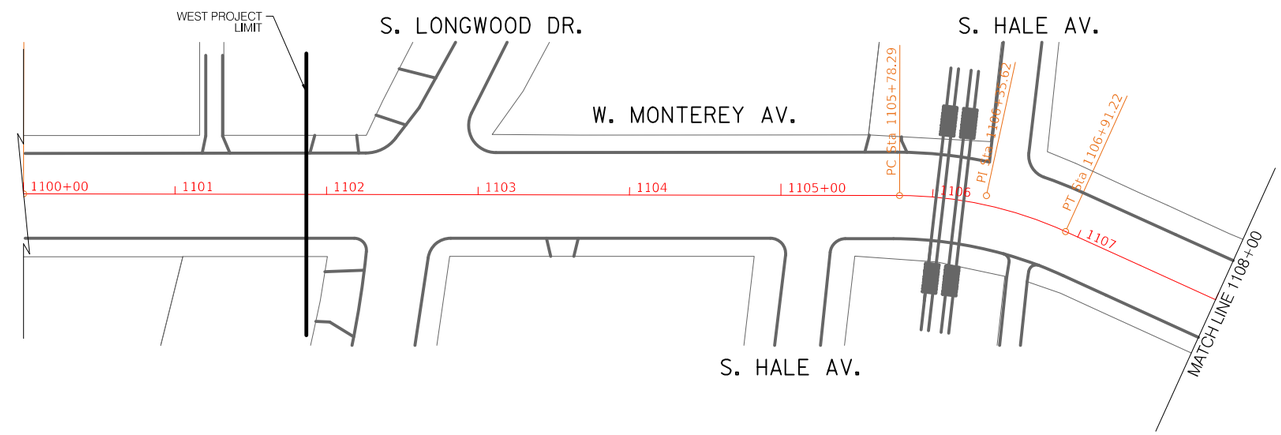

CDOT CHICAGO DEPARTMENT OF TRANSPORTATION	REVISIONS NO. BY DATE DESCRIPTION	CITY OF CHICAGO DEPARTMENT OF TRANSPORTATION DIVISION OF ENGINEERING	2021 ARTERIAL STREET RESURFACING FAR SOUTH AREA B-7-176	W. MONTEREY AVENUE S. LONGWOOD AVE. TO S. VINCENNES AVE.	SHEET NO. 147
			ALIGNMENT	SCALE: 1" = 100'	DATE: 4/16/2021

Monterey - Longwood to Vincennes

Structure Adjustment Table

Structure Number	Station Number[1]	Center Line / Left / Right[2]	Type of structure [3]	Adjustment recommended? (yes or no)
13	1108+10	L	CB	No
14	1108+70	L	CB	No
15	1108+70	CL	MH	No
16	1108+80	R	CB	No
17	1109+40	CL	INL	No
18	1111+00	L	CB	No
19	1111+00	R	CB	No
20	1111+20	R	MH	No
21	1111+30	R	MH	No
22	1112+35	CL	MH	No
23	1112+55	L	MH	No
24	1114+30	CL	MH	No
25	1115+30	L	CB	No
26	1115+30	R	CB	No
27	1116+25	CL	MH	No
28	1118+10	CL	MH	No
29	1119+10	L	CB	No
30	1119+10	R	CB	No
31	1119+95	L	MH	No
32	1119+95	R	MH	No
33	1120+05	CL	MH	No
34	1121+00	L	CB	No
35	1121+00	R	CB	No
36	1122+00	CL	MH	No
37	1123+90	CL	MH	No
38	1124+35	CL	INL	No

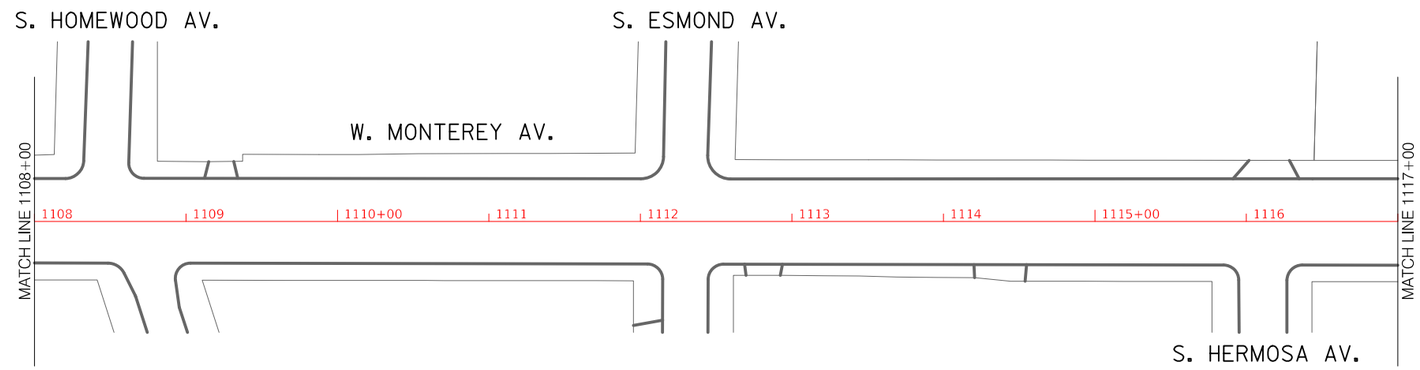

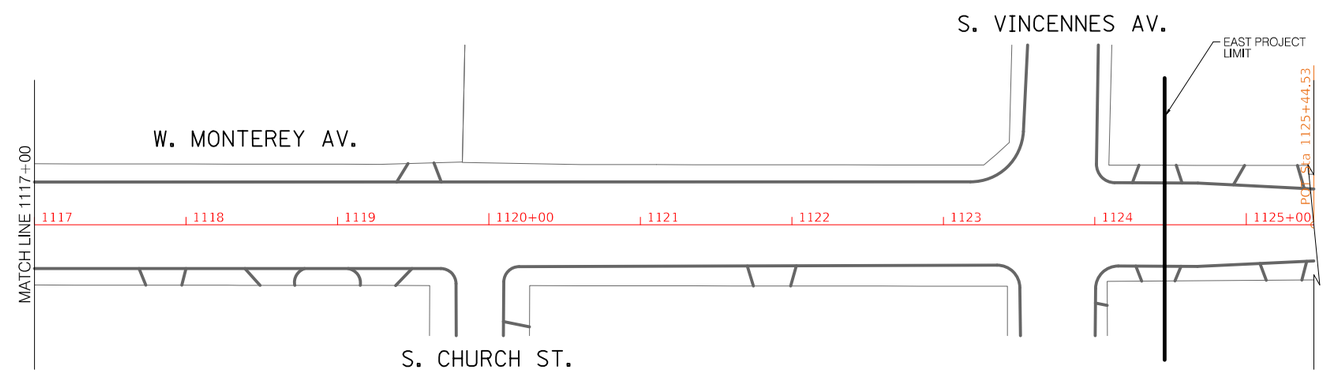

REVISIONS			
NO.	BY	DATE	DESCRIPTION

CDOT CHICAGO DEPARTMENT OF TRANSPORTATION

CITY OF CHICAGO
DEPARTMENT OF TRANSPORTATION
DIVISION OF ENGINEERING

2021 ARTERIAL STREET RESURFACING
FAR SOUTH AREA B-7-176

ALIGNMENT

W. MONTEREY AVENUE
S. LONGWOOD AVE. TO
S. VINCENNES AVE.

SCALE: 1" = 100'

SHEET NO. 148

DATE: 4/16/2021

S. Racine Ave. - W. 93rd St. to W. 89th St.

Structure Adjustment Table

Structure Number	Station Number[1]	Center Line / Left / Right[2]	Type of structure[3]	Adjustment recommended? (yes or no)
1	1206+32	CL	MH	NO
2	1206+39	L	MH	NO
3	1206+39	R	MH	NO
4	1206+45	L	MH	NO
5	1206+71	R	MH	NO
6	1207+60	CL	CB	YES
7	1208+50	L	INL	NO
8	1208+50	R	INL	NO
9	1208+96	CL	MH	NO
10	1210+29	CL	MH	NO
11	1210+63	L	INL	NO
12	1210+63	R	INL	NO
13	1211+59	CL	MH	NO
14	1211+99	L	INL	NO
15	1211+99	R	CB	NO
16	1212+74	CL	MH	YES
17	1212+75	L	CB	YES
18	1212+75	R	CB	NO
19	1212+91	CL	CB	YES
20	1212+99	CL	MH	YES
21	1212+99	L	MH	NO
22	1213+12	L	INL	NO
23	1213+12	R	INL	NO
24	1214+34	CL	MH	NO
25	1215+24	L	INL	NO
26	1215+24	R	INL	NO
27	1215+66	CL	MH	NO
28	1216+99	CL	MH	NO
29	1217+36	L	INL	YES
30	1217+36	R	INL	NO
31	1218+31	CL	MH	NO
32	1218+62	L	INL	NO
33	1218+62	R	INL	NO
34	1219+25	L	MH	NO
35	1219+46	L	INL	NO
36	1219+46	R	INL	NO
37	1219+65	CL	CB	NO
38	1219+69	R	CE	NO
39	1219+80	L	INL	NO
40	1219+80	R	INL	NO
41	1219+98	L	MH	YES
42	1219+99	R	MH	NO
43	1220+08	L	MH	YES
44	1220+94	CL	MH	NO
45	1221+87	L	INL	NO
46	1221+87	R	INL	NO
47	1222+29	CL	MH	NO
48	1223+67	CL	MH	YES
49	1224+01	L	INL	YES
50	1224+01	R	INL	NO
51	1224+99	CL	CB	YES
52	1225+33	L	INL	YES
53	1225+33	L	CB	YES
54	1225+33	R	CB	YES
55	1226+12	R	CB	NO
56	1226+14	L	CB	NO
57	1226+27	CL	MH	YES
58	1226+48	L	CB	NO
59	1226+49	R	CB	NO
60	1226+51	L	CE	NO
61	1227+48	CL	MH	NO
62	1228+44	L	INL	YES
63	1228+44	R	CB	YES
64	1228+62	CL	CB	YES
65	1229+75	CL	MH	YES
66	1230+45	L	INL	NO
67	1230+45	R	CB	YES
68	1230+95	CL	MH	NO
69	1231+13	CL	MH	YES
70	1232+34	R	MH	YES
71	1232+40	L	MH	NO
72	1232+48	R	CB	NO
73	1232+54	L	MH	YES
74	1233+30	CL	CB	YES
75	1233+33	L	MH	YES
76	1233+56	CL	CB	YES
77	1233+68	L	MH	NO

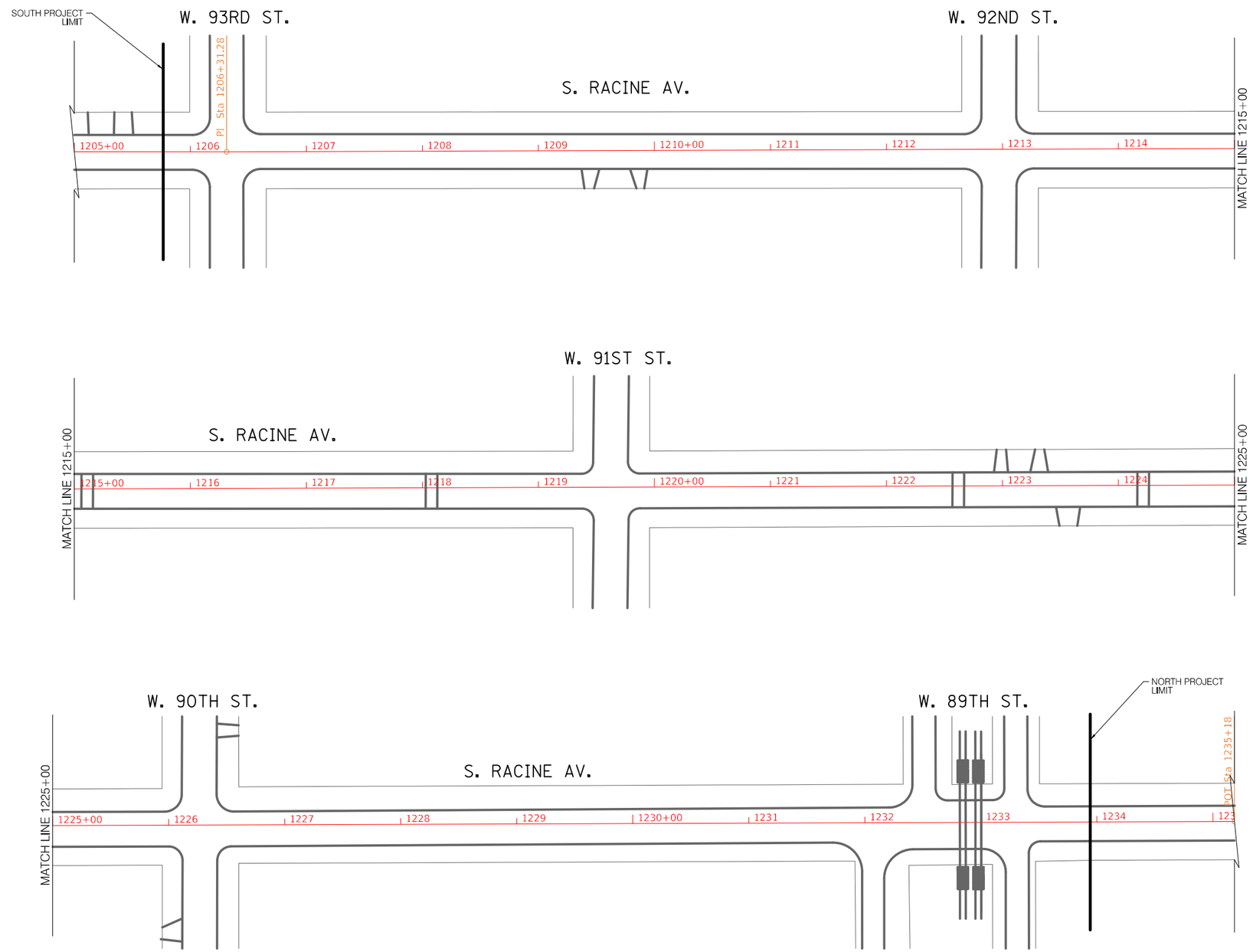

CDOT
CHICAGO DEPARTMENT OF TRANSPORTATION

REVISIONS			
NO.	BY	DATE	DESCRIPTION

CITY OF CHICAGO
DEPARTMENT OF TRANSPORTATION
DIVISION OF ENGINEERING

2021 ARTERIAL STREET RESURFACING
FAR SOUTH AREA B-7-176

ALIGNMENT

S. RACINE AVENUE
W. 93RD ST. TO W. 89TH ST.

SCALE: 1" = 100'

SHEET NO.
149

DATE: 4/16/2021

Stony Island - 95th to 79th NB
Structure Adjustment Table

Structure Number	Station Number	Center Line / Left / Right2	Type of structure 3	Adjustment recommended? (yes or no)
1	1802 + 62	C	CB	Yes
2	1300 + 30	R	CB	No
3	1301 + 30	R	CB	Yes
4	1301 + 82	R	CB	Yes
5	1303 + 0	R	CB	No
6	1303 + 30	R	CB	No
7	1304 + 59	R	CB	Yes
8	1304 + 75	C	CB	No
9	1306 + 43	C	WV	No
10	1306 + 69	C	CB	Yes
11	1306 + 82	R	WV	No
12	1307 + 0	R	MH	Yes
13	1308 + 36	L	CB	No
14	1308 + 36	R	CB	Yes
15	1310 + 0	C	MH	Yes
16	1311 + 0	R	CB	No
17	1311 + 59	C	MH	No
18	1312 + 82	R	CB	No
19	1313 + 30	C	CB	Yes
20	1314 + 66	R	CB	Yes
21	1315 + 0	C	CB	Yes
22	1316 + 13	R	CB	Yes
23	1316 + 66	C	CB	Yes

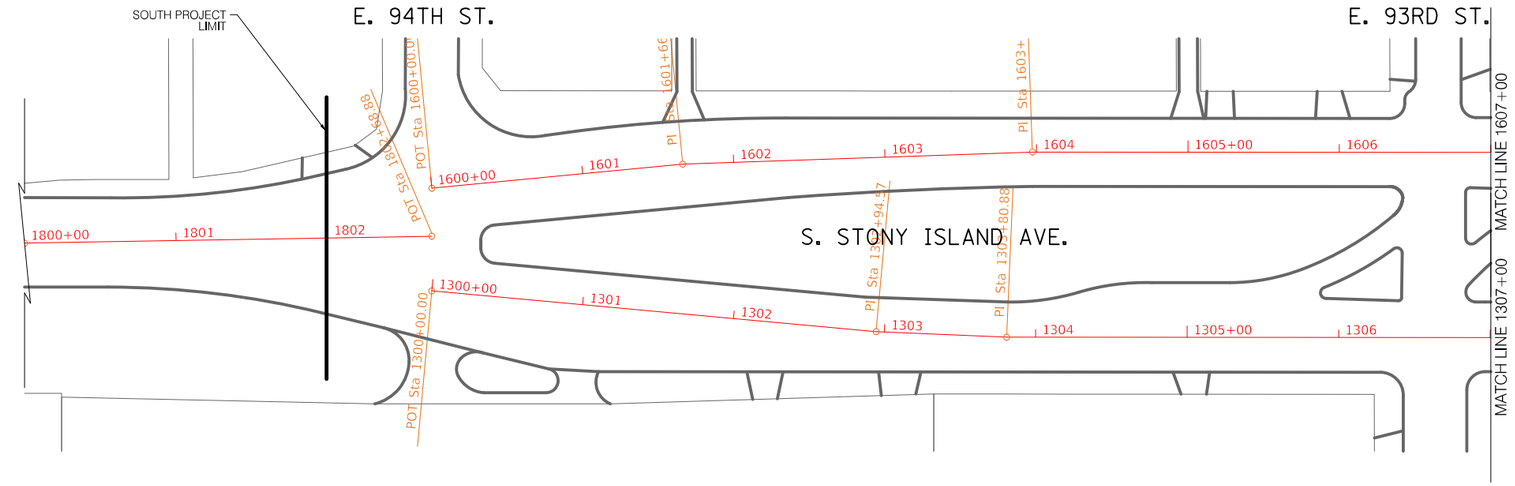

Stony Island - 95th to 79th SB
Structure Adjustment Table

Structure Number	Station Number	Center Line / Left / Right2	Type of structure 3	Adjustment recommended? (yes or no)
1	1600 + 0	L	MH	No
2	1601 + 30	L	CB	No
3	1601 + 92	L	CB	No
4	1602 + 46	C	CB	Yes
5	1603 + 59	L	CB	Yes
6	1603 + 79	C	CB	No
7	1605 + 10	C	CB	Yes
8	1605 + 39	L	CB	No
9	1606 + 13	R	MH	Yes
10	1606 + 43	C	MH	No
11	1606 + 75	C	WV	No
12	1608 + 16	L	CB	No
13	1609 + 85	L	CB	No
14	1609 + 92	L	CB	No
15	1612 + 85	L	CB	No
16	1613 + 39	L	CB	No
17	1615 + 0	L	CB	No
18	1615 + 89	L	CB	Yes
19	1616 + 75	L	CB	No

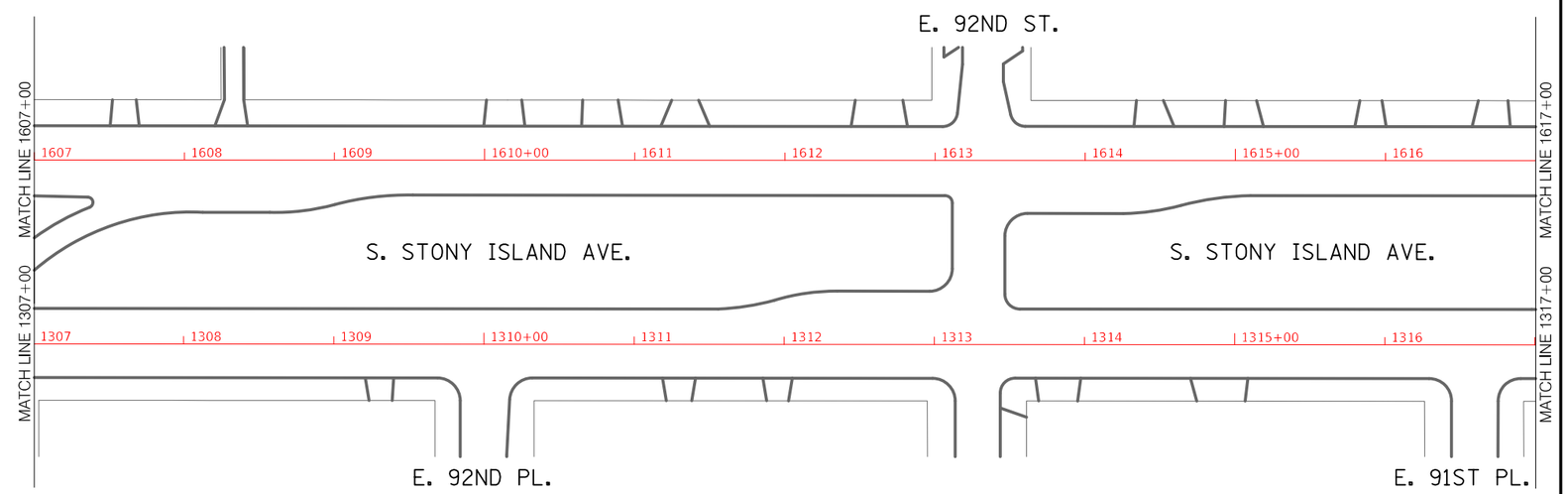

CDOT
CHICAGO DEPARTMENT OF TRANSPORTATION

REVISIONS			
NO.	BY	DATE	DESCRIPTION

CITY OF CHICAGO
DEPARTMENT OF TRANSPORTATION
DIVISION OF ENGINEERING

2021 ARTERIAL STREET RESURFACING
FAR SOUTH AREA B-7-176

ALIGNMENT

S. STONY ISLAND AVENUE
E. 94TH ST. TO E. 79TH ST.

SCALE: 1" = 100'

SHEET NO. 150

DATE: 4/16/2021

Stony Island - 95th to 79th NB
Structure Adjustment Table

Structure Number	Station Number	Center Line / Left / Right2	Type of structure 3	Adjustment recommended? (yes or no)
24	1317+56	R	CB	No
25	1319+0	R	CB	No
26	1320+13	C	CB	Yes
27	1321+33	R	MH	Yes
28	1321+52	R	CB	Yes
29	1322+59	R	CB	No
30	1323+85	R	CB	Yes
31	1324+0	C	MH	Yes
32	1325+33	R	MH	Yes
33	1325+72	R	MH	Yes
34	1326+66	R	CB	Yes
35	1327+82	R	CB	No
36	1328+0	R	MH	Yes
37	1330+0	R	CB	Yes
38	1330+82	R	CB	No
39	1332+20	R	CB	Yes
40	1332+23	R	CB	No
41	1333+33	R	CB	Yes
42	1333+59	R	CB	No
43	1334+46	R	MH	No
44	1334+66	R	CB	No
45	1336+66	R	CB	Yes

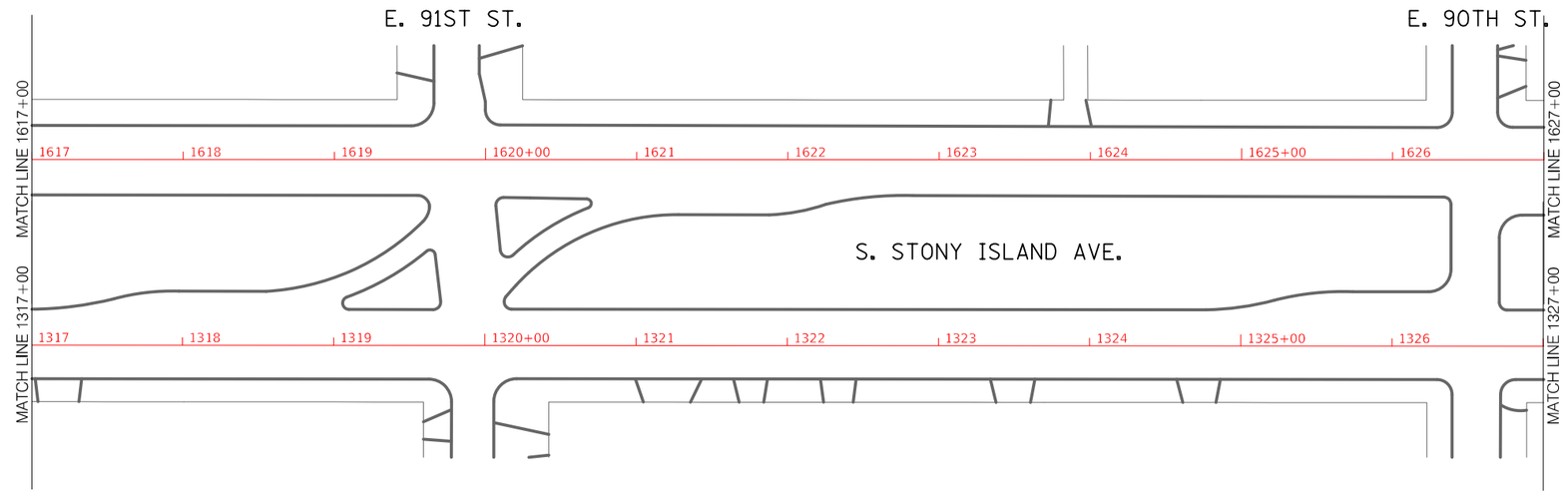

Stony Island - 95th to 79th SB
Structure Adjustment Table

Structure Number	Station Number	Center Line / Left / Right2	Type of structure 3	Adjustment recommended? (yes or no)
20	1617+26	L	CB	Yes
21	1618+56	L	CB	No
22	1618+56	L	CB	Yes
23	1619+89	L	CB	No
24	1621+10	L	CB	No
25	1621+36	L	INL	No
26	1622+46	L	CB	No
27	1623+30	L	CB	No
28	1623+79	L	CB	No
29	1625+13	L	CB	No
30	1625+26	L	CB	No
31	1626+49	C	CB	Yes
32	1627+59	L	CB	Yes
33	1627+72	L	MH	Yes
34	1629+10	L	CB	No
35	1629+79	L	CB	No
36	1630+46	C	CB	Yes
37	1631+79	L	MH	Yes
38	1631+89	L	CB	No
39	1633+13	C	CB	Yes
40	1633+33	L	WV	No
41	1634+43	L	CB	No
42	1634+52	L	MH	No
43	1635+75	L	CB	Yes
44	1636+46	L	CB	No

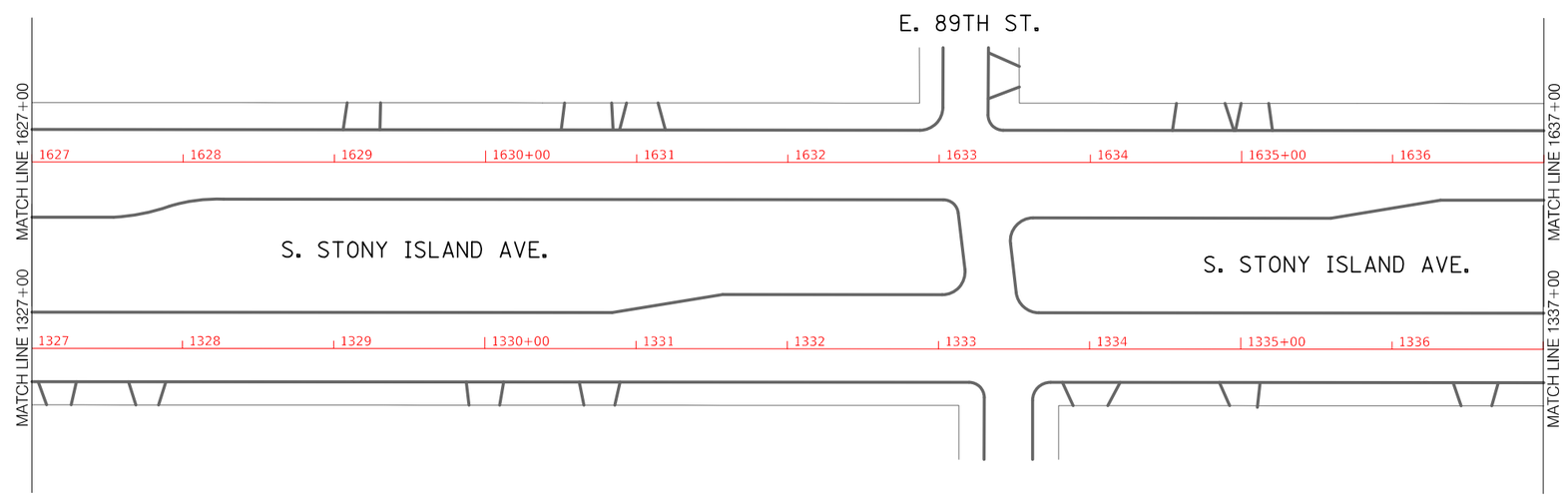

CDOT
CHICAGO DEPARTMENT OF TRANSPORTATION

REVISIONS			
NO.	BY	DATE	DESCRIPTION

CITY OF CHICAGO
DEPARTMENT OF TRANSPORTATION
DIVISION OF ENGINEERING

2021 ARTERIAL STREET RESURFACING
FAR SOUTH AREA B-7-176

ALIGNMENT

S. STONY ISLAND AVENUE
E. 94TH ST. TO E. 79TH ST.

SCALE: 1" = 100'

SHEET NO.
151

DATE: 4/16/2021

Stony Island - 95th to 79th NB
Structure Adjustment Table

Structure Number	Station Number	Center Line / Left / Right2	Type of structure 3	Adjustment recommended? (yes or no)
46	1337 + 3	R	MH	No
47	1338 + 49	R	MH	No
48	1338 + 72	R	CB	No
49	1339 + 85	R	CB	No
50	1341 + 0	R	CB	No
51	1341 + 3	R	MH	No
52	1342 + 20	R	INL	No
53	1342 + 26	R	MH	Yes
54	1344 + 26	R	CB	Yes
55	1344 + 79	R	CB	Yes
56	1346 + 13	R	MH	No
57	1346 + 72	C	MH	No
58	1346 + 79	R	MH	No
59	1347 + 16	R	CB	No
60	1347 + 89	R	CB	No
61	1349 + 20	R	CB	No
62	1349 + 82	R	MH	No
63	1350 + 72	R	CB	No
64	1350 + 92	R	MH	No
65	1351 + 7	R	CB	No
66	1351 + 95	R	CB	No
67	1356 + 52	R	MH	No

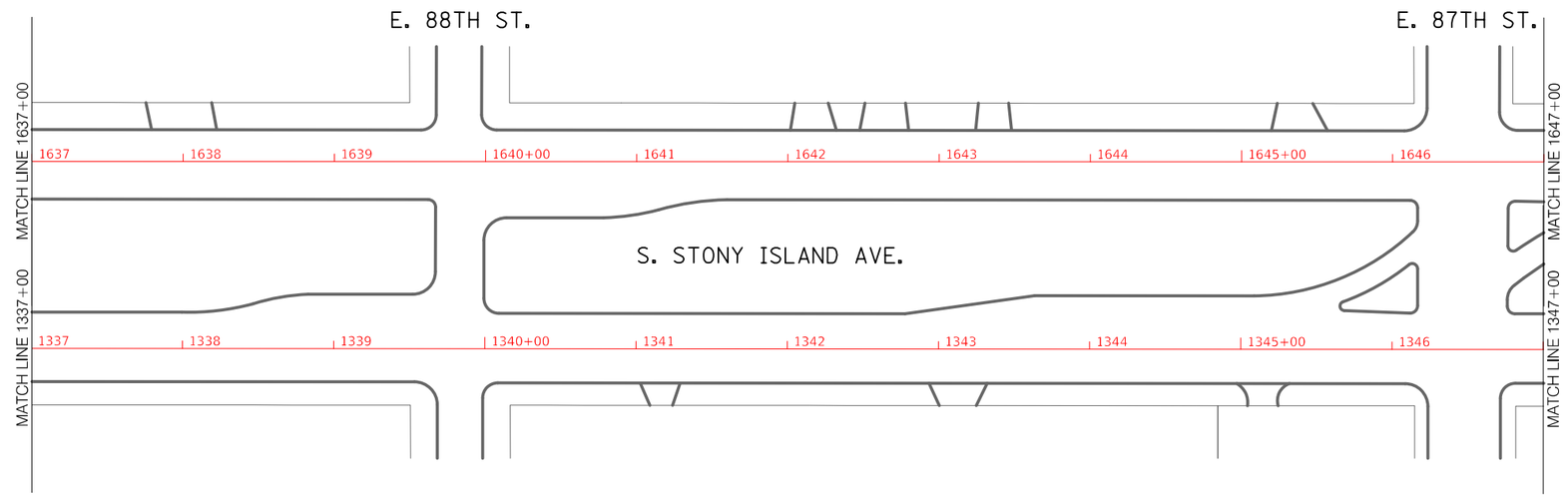

Stony Island - 95th to 79th SB
Structure Adjustment Table

Structure Number	Station Number	Center Line / Left / Right2	Type of structure 3	Adjustment recommended? (yes or no)
45	1637 + 13	L	CB	Yes
46	1638 + 49	C	MH	No
47	1638 + 62	L	CB	No
48	1639 + 79	C	CB	Yes
49	1641 + 0	C	CB	Yes
50	1641 + 0	L	CB	No
51	1642 + 13	C	CB	Yes
52	1642 + 95	L	CB	No
53	1643 + 39	L	CB	Yes
54	1644 + 69	L	CB	Yes
55	1645 + 13	L	CB	No
56	1646 + 0	L	WV	No
57	1646 + 0	C	CB	No
58	1646 + 56	L	CE	No
59	1647 + 30	L	CB	No
60	1647 + 82	L	CB	Yes
61	1649 + 82	C	CB	Yes
62	1650 + 85	L	CB	No
63	1650 + 95	L	CB	No
64	1652 + 10	C	CB	No
65	1652 + 26	L	CB	No
66	1653 + 26	C	MH	No
67	1653 + 62	L	CB	No
68	1653 + 82	C	CB	No
69	1655 + 20	R	CB	No
70	1655 + 26	L	CB	No
71	1656 + 33	L	CB	No

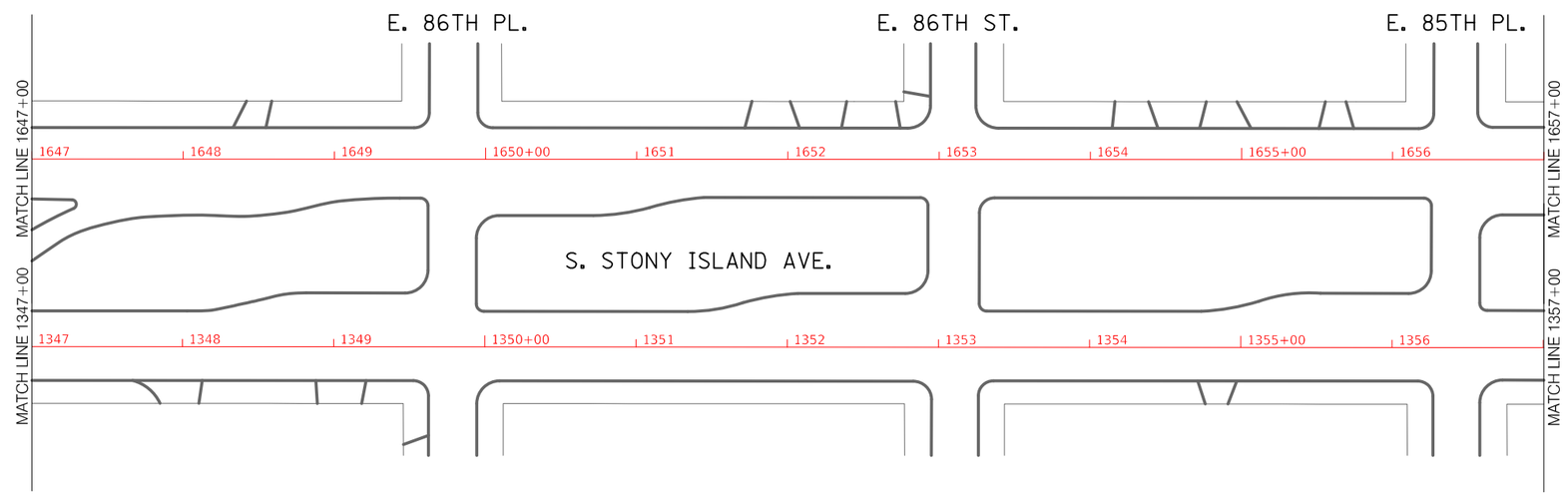

CDOT
CHICAGO DEPARTMENT OF TRANSPORTATION

REVISIONS

NO.	BY	DATE	DESCRIPTION

CITY OF CHICAGO
DEPARTMENT OF TRANSPORTATION
DIVISION OF ENGINEERING

2021 ARTERIAL STREET RESURFACING
FAR SOUTH AREA B-7-176

ALIGNMENT

S. STONY ISLAND AVENUE
E. 94TH ST. TO E. 79TH ST.

SCALE: 1" = 100'

SHEET NO.
152

DATE: 4/16/2021

Stony Island - 95th to 79th NB
Structure Adjustment Table

Structure Number	Station Number	Center Line / Left / Right2	Type of structure 3	Adjustment recommended? (yes or no)
68	1357+66	R	CB	Yes
69	1358+59	R	CB	Yes
70	1359+92	C	MH	No
71	1360+66	R	CB	No
72	1361+79	R	CB	No
73	1363+13	C	MH	No
74	1363+69	R	CB	Yes
75	1365+0	R	CB	No
76	1366+43	C	MH	No
77	1367+39	R	CB	No
78	1368+52	R	CB	No
79	1369+82	R	MH	No
80	1371+16	R	CB	Yes
81	1372+66	C	MH	No
82	1373+0	R	WV	No
83	1373+7	L	MH	Yes
84	1373+43	C	MH	No
85	1373+46	R	WV	No
86	1375+33	R	CB	No
87	1376+39	L	CB	Yes

Stony Island - 95th to 79th SB
Structure Adjustment Table

Structure Number	Station Number	Center Line / Left / Right2	Type of structure 3	Adjustment recommended? (yes or no)
72	1657+20	L	CB	No
73	1657+49	L	CB	No
74	1658+59	L	CB	Yes
75	1658+59	C	CB	No
76	1659+69	C	MH	Yes
77	1659+79	L	WV	Yes
78	1660+7	L	WV	No
79	1660+72	L	CB	Yes
80	1661+0	L	CB	No
81	1661+69	L	CB	No
82	1661+85	L	CB	No
83	1663+0	L	MH	No
84	1663+62	L	CB	No
85	1664+13	L	CB	Yes
86	1665+23	L	CB	No
87	1665+23	C	MH	Yes
88	1666+30	C	CB	No
89	1666+95	L	CB	No
90	1667+43	C	CB	Yes
91	1668+23	L	CB	No
92	1668+56	L	CB	No
93	1669+69	C	CB	No
94	1670+62	L	CB	Yes
95	1671+10	L	CB	No
96	1671+62	C	CB	Yes
97	1672+62	C	CB	Yes
98	1672+82	C	MH	Yes
99	1673+39	C	CB	No
100	1673+49	L	CE	Yes
101	1674+46	L	CB	No
102	1674+52	L	CB	Yes
103	1675+79	L	MH	No
104	1676+10	L	MH	No

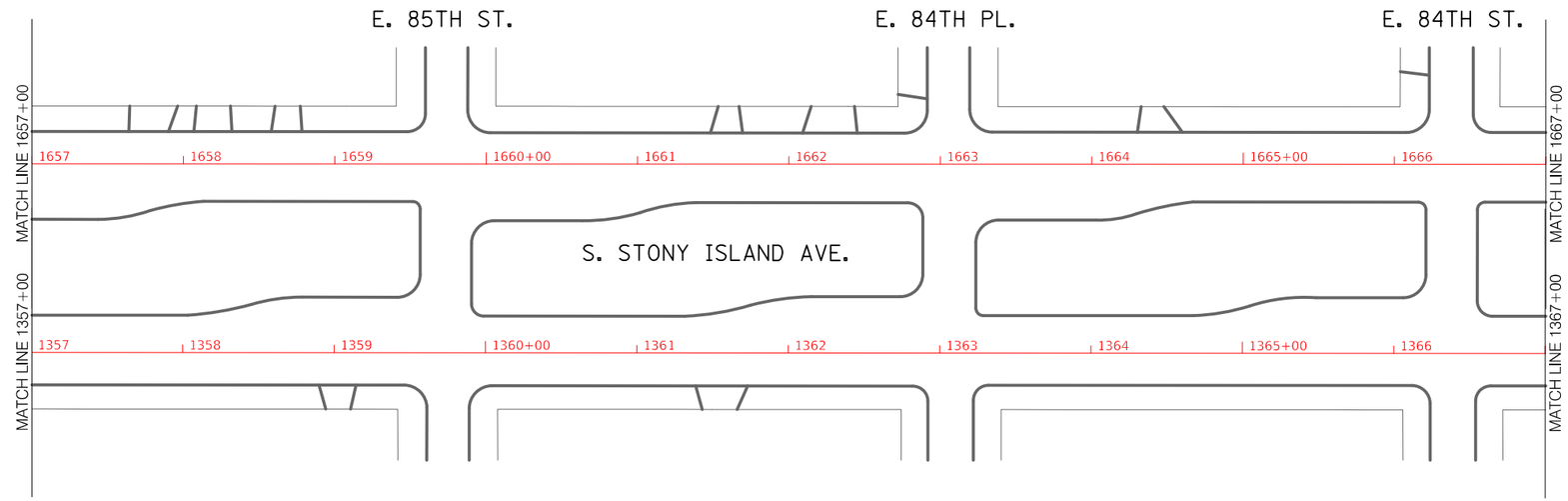

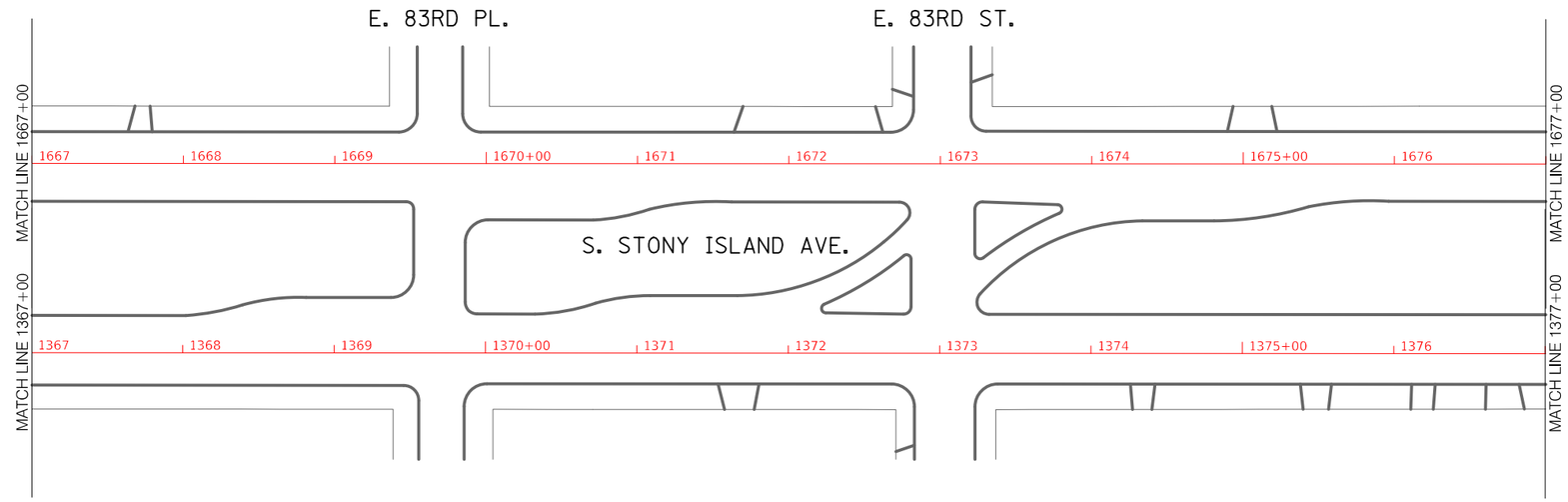

CDOT
CHICAGO DEPARTMENT OF TRANSPORTATION

REVISIONS

NO.	BY	DATE	DESCRIPTION

CITY OF CHICAGO
DEPARTMENT OF TRANSPORTATION
DIVISION OF ENGINEERING

2021 ARTERIAL STREET RESURFACING
FAR SOUTH AREA B-7-176

ALIGNMENT

S. STONY ISLAND AVENUE
E. 94TH ST. TO E. 79TH ST.

SCALE: 1" = 100'

SHEET NO.
153

DATE: 4/16/2021

Stony Island - 95th to 79th NB
Structure Adjustment Table

Structure Number	Station Number	Center Line / Left / Right2	Type of structure 3	Adjustment recommended? (yes or no)
88	1378 + 0	R	CB	No
89	1379 + 62	R	CB	Yes
90	1379 + 69	C	CB	No
91	1381 + 33	R	CB	No
92	1382 + 52	R	CB	Yes
93	1383 + 36	R	CB	No
94	1385 + 33	R	CB	Yes
95	1386 + 36	C	CB	No
96	1386 + 39	R	CB	Yes
97	1387 + 33	R	CB	No
98	1389 + 20	R	CB	No
99	1390 + 92	R	CB	No
100	1390 + 92	R	CB	No
101	1390 + 95	R	CB	Yes
102	1394 + 0	L	CB	No
103	1394 + 49	R	CB	No
104	1394 + 56	R	CB	No
105	1395 + 82	L	CB	No
106	1396 + 7	R	CB	No

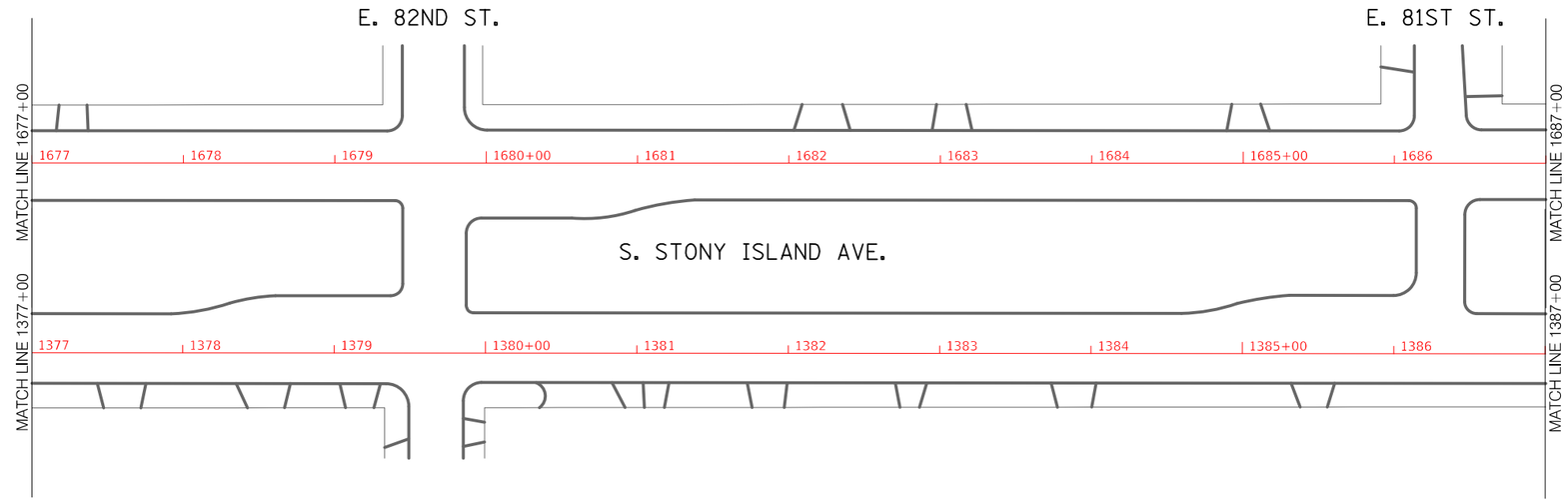

Stony Island - 95th to 79th SB
Structure Adjustment Table

Structure Number	Station Number	Center Line / Left / Right2	Type of structure 3	Adjustment recommended? (yes or no)
105	1678 + 20	L	CB	No
106	1679 + 36	L	MH	No
107	1679 + 62	C	CB	No
108	1681 + 0	L	MH	No
109	1682 + 26	L	WV	No
110	1683 + 46	L	CB	No
111	1683 + 59	L	MH	Yes
112	1685 + 0	L	CB	No
113	1685 + 82	L	WV	No
114	1686 + 30	C	CB	No
115	1686 + 56	L	WV	No
116	1687 + 43	L	CB	No
117	1687 + 59	L	MH	Yes
118	1689 + 10	L	CB	Yes
119	1689 + 75	L	CB	No
120	1690 + 36	L	MH	No
121	1691 + 82	L	CB	No
122	1694 + 36	L	CB	No
123	1696 + 7	L	CB	No

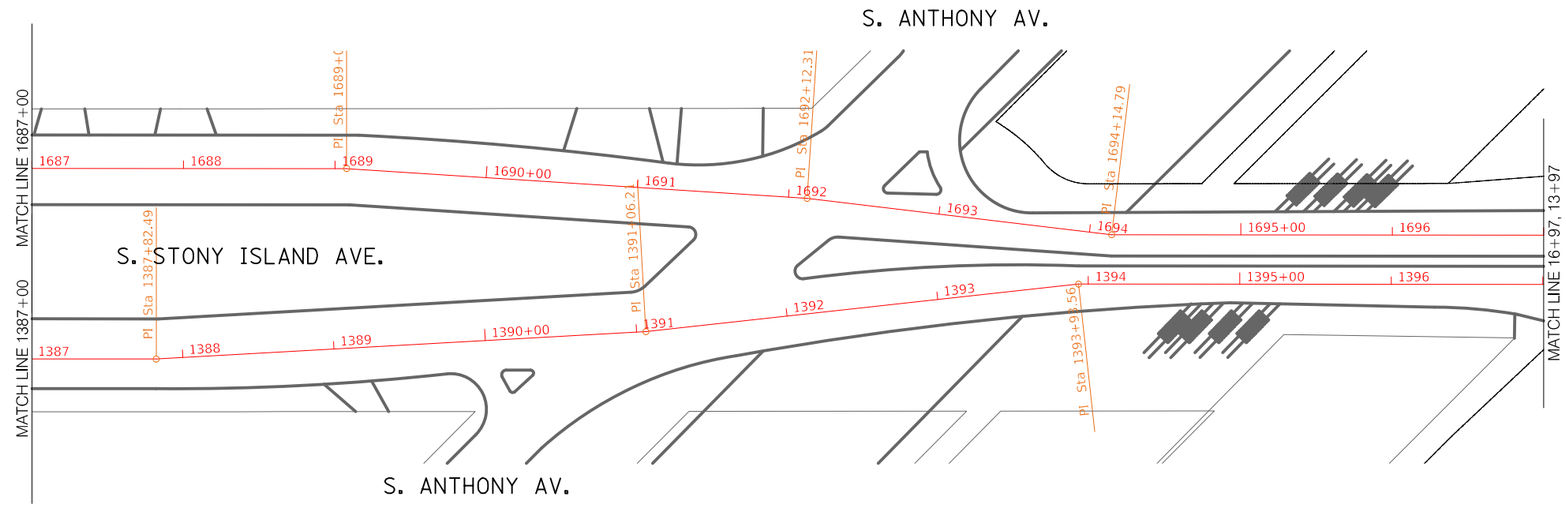

CDOT
CHICAGO DEPARTMENT OF TRANSPORTATION

REVISIONS			
NO.	BY	DATE	DESCRIPTION

CITY OF CHICAGO
DEPARTMENT OF TRANSPORTATION
DIVISION OF ENGINEERING

2021 ARTERIAL STREET RESURFACING
FAR SOUTH AREA B-7-176

ALIGNMENT

S. STONY ISLAND AVENUE
E. 94TH ST. TO E. 79TH ST.

SCALE: 1" = 100'

SHEET NO.
154

DATE: 4/16/2021

Stony Island - 95th to 79th NB
Structure Adjustment Table

Structure Number	Station Number	Center Line / Left / Right2	Type of structure 3	Adjustment recommended? (yes or no)
107	1397 + 23	R	CB	Yes

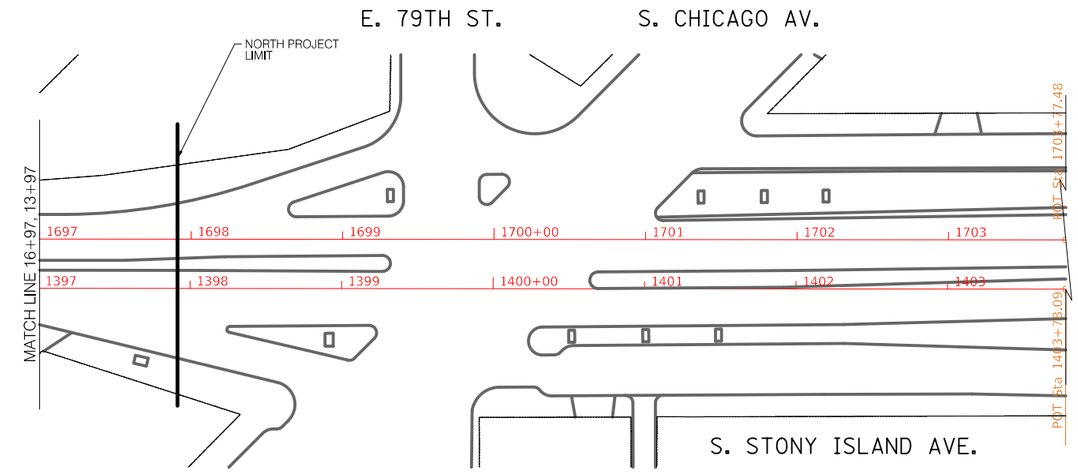

Stony Island - 95th to 79th SB
Structure Adjustment Table

Structure Number	Station Number	Center Line / Left / Right2	Type of structure 3	Adjustment recommended? (yes or no)
124	1697 + 0	L	CB	No

CDOT
CHICAGO DEPARTMENT OF TRANSPORTATION

REVISIONS

NO.	BY	DATE	DESCRIPTION

CITY OF CHICAGO
DEPARTMENT OF TRANSPORTATION
DIVISION OF ENGINEERING

2021 ARTERIAL STREET RESURFACING
FAR SOUTH AREA B-7-176

ALIGNMENT

S. STONY ISLAND AVENUE
E. 94TH ST. TO E. 79TH ST.

SCALE: 1" = 100'

SHEET NO. 155

DATE: 4/16/2021

ADA Ramp Survey and Typical Quantities
W. 71st Street (S. Ashland Ave. to S. Racine Ave.)
Arterial Street Resurfacing Project 90 - Far South Area
CDOT Project No. B-6-193

					CDOT ADA Standards Sheets No. B-1-2 through B-1-21 of the Rules of Regulation for Construction in the Public Way "X" indicates ADA Ramp compliant improvements.																			
Intersection of 71st St. AND	Corner	Signalized?	Existing ADA Ramp	Non-Standard Crossing	B-1-2	B-1-3	B-1-4	B-1-5	B-1-6	B-1-7	B-1-8	B-1-9	B-1-10	B-1-11	B-1-12	B-1-13	B-1-14	B-1-15	B-1-16	B-1-17	B-1-18	B-1-19	B-1-20	B-1-21
Ashland Ave.	NW	Y	X																					
	NE	Y	X																					
	SW	Y	X																					
	SE	Y	X																					
Justine St.	NW		X			X																		
	NE		X			X																		
	SW		X															X						
	SE		X															X						
Laflin St. (S leg)	NW																							
	NE		X																					
	SW		X																					
	SE		X																					
Laflin St. (N leg)	NW						X																	
	NE						X																	
	SW																							
	SE																							
Bishop St. (S leg)	NW																							
	NE																							
	SW		X																					
	SE		X																					

CDOT
CHICAGO DEPARTMENT OF TRANSPORTATION

REVISIONS			
NO.	BY	DATE	DESCRIPTION

CITY OF CHICAGO
DEPARTMENT OF TRANSPORTATION
DIVISION OF ENGINEERING

2021 ARTERIAL STREET RESURFACING
FAR SOUTH AREA B-7-176

ADA RAMP QUANTITIES

W. 71ST STREET
S. ASHLAND AVE. TO S. RACINE AVE.

SCALE: N.T.S.

SHEET NO.
156

DATE: 4/16/2021

ADA Ramp Survey and Typical Quantities
W. 71st Street (S. Ashland Ave. to S. Racine Ave.)
Arterial Street Resurfacing Project 90 - Far South Area
CDOT Project No. B-6-193

					CDOT ADA Standards Sheets No. B-1-2 through B-1-21 of the Rules of Regulation for Construction in the Public Way "X" indicates ADA Ramp compliant improvements.																			
Intersection of 71st St. AND	Corner	Signalized?	Existing ADA Ramp	Non-Standard Crossing	B-1-2	B-1-3	B-1-4	B-1-5	B-1-6	B-1-7	B-1-8	B-1-9	B-1-10	B-1-11	B-1-12	B-1-13	B-1-14	B-1-15	B-1-16	B-1-17	B-1-18	B-1-19	B-1-20	B-1-21
Bishop St. (N leg)	NW		X			X																		
	NE		X			X																		
	SW		X															X						
	SE		X																					
Loomis Blvd.	NW	Y	X																					
	NE	Y	X																					
	SW	Y	X																					
	SE	Y	X																					
Ada St. (N leg)	NW					X																		
	NE						X																	
	SW																	X						
	SE																							
Ada St. (S leg)	NW		X															X						
	NE																							
	SW		X																					
	SE		X																					
Throop St.	NW		X																					
	NE		X																					
	SW																							
	SE																							
Elizabeth St.	NW		X																					
	NE						X																	
	SW																							
	SE																							
Racine Ave.	NW	Y	X																					
	NE	Y	X																					
	SE	Y	X																					
	SW	Y	X																					

CDOT
CHICAGO DEPARTMENT OF TRANSPORTATION

REVISIONS			
NO.	BY	DATE	DESCRIPTION

CITY OF CHICAGO
DEPARTMENT OF TRANSPORTATION
DIVISION OF ENGINEERING

2021 ARTERIAL STREET RESURFACING
FAR SOUTH AREA B-7-176

ADA RAMP QUANTITIES

W. 71ST STREET
S. ASHLAND AVE. TO S. RACINE AVE.

SCALE: N.T.S.

SHEET NO.
157

DATE: 4/16/2021

ADA Ramp Survey and Typical Quantities
W. 74th Street (S. Damen Ave. to S. Hermitage Ave.)
Arterial Street Resurfacing Project 90 - Far South Area
CDOT Project No. B-6-193

					CDOT ADA Standards Sheets No. B-1-2 through B-1-21 of the Rules of Regulation for Construction in the Public Way "X" indicates ADA Ramp compliant improvements.																		
Intersection of 74th St. AND	Corner	Signalized?	Existing ADA Ramp	Non-Standard Crossing	B-1-2	B-1-3	B-1-4	B-1-5	B-1-6	B-1-7	B-1-8	B-1-9	B-1-10	B-1-11	B-1-12	B-1-13	B-1-14	B-1-15	B-1-16	B-1-17	B-1-18	B-1-19	B-1-20	B-1-21
Damen Ave.	NW	Y	X																					
	NE	Y				X																		
	SW	Y	X																					
	SE	Y								X														
Winchester Ave.	NW		X				X																	
	NE		X				X																	
	SW																							
	SE																							
Wolcott Ave.	NW		X			X																		
	NE		X				X																	
	SW																		X					
	SE																							
Honore St.	NW		X			X																		
	NE		X			X																		
	SW		X		X																			
	S median		X																			X		
	SE		X		X																			
Wood St.	NW		X			X																		
	NE		X			X																		
	SW		X		X																			
	S median		X																			X		
	SE		X		X																			
Hermitage	NW		X			X																		
	NE		X			X																		
	SW		X		X																			
	SE		X		X																			

REVISIONS			
NO.	BY	DATE	DESCRIPTION

CDOT CHICAGO DEPARTMENT OF TRANSPORTATION

CITY OF CHICAGO
DEPARTMENT OF TRANSPORTATION
DIVISION OF ENGINEERING

2021 ARTERIAL STREET RESURFACING
FAR SOUTH AREA B-7-176

ADA RAMP QUANTITIES

W. 74TH STREET
S. DAMEN AVE. TO S. HERMITAGE AVE.

SCALE: N.T.S.

SHEET NO.
158

DATE: 4/16/2021

ADA Ramp Survey and Typical Quantities
E. 75th Street (S. Paxton Ave. to S. Exchange Ave.)
Arterial Street Resurfacing Project 90 - Far South Area
CDOT Project No. B-6-193

					CDOT ADA Standards Sheets No. B-1-2 through B-1-21 of the Rules of Regulation for Construction in the Public Way "X" indicates ADA Ramp compliant improvements.																			
Intersection of 75th St. AND	Corner	Signalized?	Existing ADA Ramp	Non-Standard Crossing	B-1-2	B-1-3	B-1-4	B-1-5	B-1-6	B-1-7	B-1-8	B-1-9	B-1-10	B-1-11	B-1-12	B-1-13	B-1-14	B-1-15	B-1-16	B-1-17	B-1-18	B-1-19	B-1-20	B-1-21
Paxton Ave.	NW		X																					
	NE		X																					
	SW		X																					
	SE		X			X																		
Luella Ave.	NW		X																					
	NE		X																					
	SW		X			X																		
	SE		X																					
Crandon Ave.	NW		X																					
	NE		X																					
	SW		X			3B																		
	SE		X			X																		
Oglesby Ave.	NW		X																					
	NE		X																					
	SW		X																					
	SE		X																					
Yates Blvd.	NW	Y	X																					
	NE	Y	X																					
	SW	Y	X																					
	SE	Y	X																					
Phillips Ave. (S leg)	NW		X															X						
	NE		X															X						
	SW		X																					
	SE		X																					

ADA Ramp Survey and Typical Quantities
E. 75th Street (S. Paxton Ave. to S. Exchange Ave.)
Arterial Street Resurfacing Project 90 - Far South Area
CDOT Project No. B-6-193

					CDOT ADA Standards Sheets No. B-1-2 through B-1-21 of the Rules of Regulation for Construction in the Public Way "X" indicates ADA Ramp compliant improvements.																			
Intersection of 75th St. AND	Corner	Signalized?	Existing ADA Ramp	Non-Standard Crossing	B-1-2	B-1-3	B-1-4	B-1-5	B-1-6	B-1-7	B-1-8	B-1-9	B-1-10	B-1-11	B-1-12	B-1-13	B-1-14	B-1-15	B-1-16	B-1-17	B-1-18	B-1-19	B-1-20	B-1-21
Phillips Ave. (N leg)	NW		X																					
	NE		X																					
	SW																							
	SE		X																					
Essex Ave.	NW																							
	NE		X																					
	SW		X																					
	SE		X																					
Kingston Ave. (N leg)	NW		X																					
	NE		X																					
	SW																							
	SE		X																					
Kingston Ave. (S leg)	NW																							
	NE		X															X						
	SW		X																					
	SE		X																					
Colfax Ave.	NW		X																					
	NE		X																					
	SW		X																					
	SE		X																					
Exchange Ave. (SB)	NW																							
	NE																							
	SW																							
	SE																							
				Metra railroad tracks																				
Exchange Ave. (NB)	NW																							
	NE																							
	SW																							
	SE																							

CDOT
CHICAGO DEPARTMENT OF TRANSPORTATION

REVISIONS			
NO.	BY	DATE	DESCRIPTION

CITY OF CHICAGO
DEPARTMENT OF TRANSPORTATION
DIVISION OF ENGINEERING

2021 ARTERIAL STREET RESURFACING
FAR SOUTH AREA B-7-176

ADA RAMP QUANTITIES

E. 75TH STREET
S. PAXTON AVE. TO S. EXCHANGE AVE.

SCALE: N.T.S.

SHEET NO.
160

DATE: 4/16/2021

ADA Ramp Survey and Typical Quantities
W. 103rd Street (S. Maplewood Ave. to S. Western Ave.)
Arterial Street Resurfacing Project 90 - Far South Area
CDOT Project No. B-6-193

					CDOT ADA Standards Sheets No. B-1-2 through B-1-21 of the Rules of Regulation for Construction in the Public Way "X" indicates ADA Ramp compliant improvements.																			
Intersection of 103rd St. AND	Corner	Signalized?	Existing ADA Ramp	Non-Standard Crossing	B-1-2	B-1-3	B-1-4	B-1-5	B-1-6	B-1-7	B-1-8	B-1-9	B-1-10	B-1-11	B-1-12	B-1-13	B-1-14	B-1-15	B-1-16	B-1-17	B-1-18	B-1-19	B-1-20	B-1-21
Maplewood Ave.	NW	Y								X														
	NE	Y				X																		
	SW	Y	X																					
	SE	Y										X												
Campbell Ave.	NW																	X						
	NE																	X						
	SW		X																					
	SE		X																					
Artesian Ave.	NW		X																					
	NE		X																					
	E median																					X		
	SW		X																					
	SE											X												
Western Ave.	NW	Y	X																					
	NE	Y	X																					
	SW	Y	X									X												
	SE	Y										X												

CDOT
CHICAGO DEPARTMENT OF TRANSPORTATION

REVISIONS			
NO.	BY	DATE	DESCRIPTION

CITY OF CHICAGO
DEPARTMENT OF TRANSPORTATION
DIVISION OF ENGINEERING

2021 ARTERIAL STREET RESURFACING
FAR SOUTH AREA B-7-176

ADA RAMP QUANTITIES

W. 103RD STREET
S. MAPLEWOOD AVE. TO S. WESTERN AVE.

SCALE: N.T.S.

SHEET NO.
161

DATE: 4/16/2021

ADA Ramp Survey and Typical Quantities
W. Columbus Avenue (S. Pulaski Rd. to S. 83rd Pl.)
Arterial Street Resurfacing Project 90 - Far South Area
CDOT Project No. B-6-193

					CDOT ADA Standards Sheets No. B-1-2 through B-1-21 of the Rules of Regulation for Construction in the Public Way "X" indicates ADA Ramp compliant improvements.																			
Intersection of Columbus Ave. AND	Corner	Signalized?	Existing ADA Ramp	Non-Standard Crossing	B-1-2	B-1-3	B-1-4	B-1-5	B-1-6	B-1-7	B-1-8	B-1-9	B-1-10	B-1-11	B-1-12	B-1-13	B-1-14	B-1-15	B-1-16	B-1-17	B-1-18	B-1-19	B-1-20	B-1-21
Pulaski Rd.	NW	Y	X																					
	NE	Y	X																					
	SW	Y	X																					
	SE	Y	X																					
86th St.	NW		X																					
	NE																							
	SW		X																					
	SE																							
Springfield Ave./85th Pl.	NW				X																			
	W		X																					
	NE																							
	SW		X																					
	SE																							
85th St.	NW						X																	
	NE																							
	SW																	X						
	SE																							
Hamlin Ave./84th Pl.	NW		X		X																			
	W		X		X																			
	NE																							
	SW		X		X																			
	SE																							
84th St.	NW						X																	
	NE																							
	SW						X																	
	SE																							
Lawndale Ave.	N	Y	X															X						
	E	Y	X													X								
	S	Y	X													X								
Lawndale Ave./83rd Pl.	NW	Y	X			X																		
	NE	Y	X				X																	
	NEE	Y	X				X																	
	E	Y					X																	
	SW	Y	X				X																	
	SEE	Y														X								

REVISIONS			
NO.	BY	DATE	DESCRIPTION

CDOT CHICAGO DEPARTMENT OF TRANSPORTATION

CITY OF CHICAGO
DEPARTMENT OF TRANSPORTATION
DIVISION OF ENGINEERING

2021 ARTERIAL STREET RESURFACING
FAR SOUTH AREA B-7-176

ADA RAMP QUANTITIES

W. COLUMBUS AVENUE
S. PULASKI ROAD TO S. 83RD PL.

SCALE: N.T.S.

SHEET NO. 162

DATE: 4/16/2021

ADA Ramp Survey and Typical Quantities
W. Commercial Avenue (E. 100th St. to E. 94th St.)
Arterial Street Resurfacing Project 90 - Far South Area
CDOT Project No. B-6-193

					CDOT ADA Standards Sheets No. B-1-2 through B-1-21 of the Rules of Regulation for Construction in the Public Way "X" indicates ADA Ramp compliant improvements.																			
Intersection of Commercial Ave. AND	Corner	Signalized?	Existing ADA Ramp	Non-Standard Crossing	B-1-2	B-1-3	B-1-4	B-1-5	B-1-6	B-1-7	B-1-8	B-1-9	B-1-10	B-1-11	B-1-12	B-1-13	B-1-14	B-1-15	B-1-16	B-1-17	B-1-18	B-1-19	B-1-20	B-1-21
100th St.	NW	Y	X																					
	NE	Y	X																					
	SW	Y	X																					
	SE	Y	X			X																		
99th St.	NW		X																					
	NE		X		X																			
	SW		X		X																			
	SE		X		X																			
98th St.	NW		X																					
	NE		X			X																		
	SW		X																					
	SE		X																					
97th St.	NW		X																					
	NE		X																					
	SW		X																					
	SE		X																					
96th St.	NW		X			X																		
	NE		X			X																		
	SW		X			X																		
	SE		X			X																		
95th St.	NW	Y	X																					
	NE	Y	X																					
	SW	Y	X																					
	SE	Y	X																					
9442 S. Commercial Ave.				Railroad tracks																				
94th Pl.	NW																							
	NE						X																	
	SW																							
	SE						X																	
94th St./Anthony Ave.	NWW		X																					
	NE																							
	SW																							
	SWW		X																					
	SE																							

CDOT
CHICAGO DEPARTMENT OF TRANSPORTATION

REVISIONS

NO.	BY	DATE	DESCRIPTION

CITY OF CHICAGO
DEPARTMENT OF TRANSPORTATION
DIVISION OF ENGINEERING

2021 ARTERIAL STREET RESURFACING
FAR SOUTH AREA B-7-176

ADA RAMP QUANTITIES

W. COMMERCIAL AVENUE
E. 100TH ST. TO E. 94TH ST.

SCALE: N.T.S.

SHEET NO.
163

DATE: 4/16/2021

ADA Ramp Survey and Typical Quantities
S. Dr. Martin Luther King Jr. Drive (E. 76th St. to E. Marquette Rd.)
Arterial Street Resurfacing Project 90 - Far South Area
CDOT Project No. B-6-193

					CDOT ADA Standards Sheets No. B-1-2 through B-1-21 of the Rules of Regulation for Construction in the Public Way "X" indicates ADA Ramp compliant improvements.																			
Intersection of Dr. Martin Luther King Jr. Dr. AND	Corner	Signalized?	Existing ADA Ramp	Non-Standard Crossing	B-1-2	B-1-3	B-1-4	B-1-5	B-1-6	B-1-7	B-1-8	B-1-9	B-1-10	B-1-11	B-1-12	B-1-13	B-1-14	B-1-15	B-1-16	B-1-17	B-1-18	B-1-19	B-1-20	B-1-21
76th St.	NW	Y	X																					
	NE	Y	X																					
	SW	Y	X			X																		
	SE	Y	X			X																		
75th St.	NW	Y	X									X												
	NE	Y	X									X												
	SW	Y	X											X										
	SE	Y	X			X																		
74th St.	NW		X																					
	NE		X																					
	SW		X																					
	SE		X																					
73rd St.	NW	Y	X																					
	NE	Y	X																					
	SW	Y	X																					
	SE	Y	X																					
72nd St.	NW		X																					
	NE		X																					
	SW		X																					
	SE		X																					
71st St.	NW	Y	X																					
	NE	Y	X							X														
	SW	Y	X			X																		
	SE	Y	X									X												

REVISIONS			
NO.	BY	DATE	DESCRIPTION

CDOT
CHICAGO DEPARTMENT OF TRANSPORTATION

CITY OF CHICAGO
DEPARTMENT OF TRANSPORTATION
DIVISION OF ENGINEERING

2021 ARTERIAL STREET RESURFACING
FAR SOUTH AREA B-7-176

ADA RAMP QUANTITIES

S. DR. MARTIN LUTHER KING JR. DRIVE
E. 76TH ST. TO E. MARQUETTE RD.

SCALE: N.T.S.

SHEET NO.
164

DATE: 4/16/2021

ADA Ramp Survey and Typical Quantities
S. Dr. Martin Luther King Jr. Drive (E. 76th St. to E. Marquette Rd.)
Arterial Street Resurfacing Project 90 - Far South Area
CDOT Project No. B-6-193

					CDOT ADA Standards Sheets No. B-1-2 through B-1-21 of the Rules of Regulation for Construction in the Public Way "X" indicates ADA Ramp compliant improvements.																			
Intersection of Dr. Martin Luther King Jr. Dr. AND	Corner	Signalized?	Existing ADA Ramp	Non-Standard Crossing	B-1-2	B-1-3	B-1-4	B-1-5	B-1-6	B-1-7	B-1-8	B-1-9	B-1-10	B-1-11	B-1-12	B-1-13	B-1-14	B-1-15	B-1-16	B-1-17	B-1-18	B-1-19	B-1-20	B-1-21
70th Pl.	NW		X																					
	NE																							
	SW		X				X																	
	SE																							
70th St.	NW		X																					
	NE		X																					
	SW		X																					
	SE		X																					
69th St.	NW	Y	X																					
	NE	Y	X																					
	SW	Y	X																					
	SE	Y	X																					
68th St./Anthony Ave.	NW		X																					
	NE		X																					
	SW		X																					
	SE		X																					
6772 S. MLK Drive				Chicago Skyway																				
6734 S. MLK Drive				Railroad tracks x 2																				
Marquette Rd./ South Chicago Ave.	NW	Y	X																					
	NE	Y	X																					
	SW	Y	X							X														
	S	Y	X			X																		
	SE	Y	X			X																		

ADA Ramp Survey and Typical Quantities
S. Halsted Street (W. 79th St. to W. 75th St.)
Arterial Street Resurfacing Project 90 - Far South Area
CDOT Project No. B-6-193

					CDOT ADA Standards Sheets No. B-1-2 through B-1-21 of the Rules of Regulation for Construction in the Public Way "X" indicates ADA Ramp compliant improvements.																			
Intersection of Halsted St. AND	Corner	Signalized?	Existing ADA Ramp	Non-Standard Crossing	B-1-2	B-1-3	B-1-4	B-1-5	B-1-6	B-1-7	B-1-8	B-1-9	B-1-10	B-1-11	B-1-12	B-1-13	B-1-14	B-1-15	B-1-16	B-1-17	B-1-18	B-1-19	B-1-20	B-1-21
79th St.	NW	Y	X																					
	NE	Y	X																					
	SW	Y	X																					
	SE	Y	X																					
78th St.	NW	Y	X																					
	NE	Y	X																					
	SW	Y	X																					
	SE	Y	X																					
77th St.	NW		X																					
	NE		X																					
	SW		X																					
	SE		X																					
76th St.	NW	Y	X																					
	NE	Y	X																					
	SW	Y	X																					
	SE	Y	X																					
75th St.	NW		X				X																	
	NE																							
	SW		X				X																	
	SE																							

CDOT
CHICAGO DEPARTMENT OF TRANSPORTATION

REVISIONS			
NO.	BY	DATE	DESCRIPTION

CITY OF CHICAGO
DEPARTMENT OF TRANSPORTATION
DIVISION OF ENGINEERING

2021 ARTERIAL STREET RESURFACING
FAR SOUTH AREA B-7-176

ADA RAMP QUANTITIES

S. HALSTED STREET
W. 79TH ST. TO W. 75TH ST.

SCALE: N.T.S.

SHEET NO.
166

DATE: 4/16/2021

ADA Ramp Survey and Typical Quantities
S. Halsted Street (W. 93rd St. to W. 115th St.)
Arterial Street Resurfacing Project 90 - Far South Area
CDOT Project No. B-6-193

					CDOT ADA Standards Sheets No. B-1-2 through B-1-21 of the Rules of Regulation for Construction in the Public Way "X" indicates ADA Ramp compliant improvements.																			
Intersection of Halsted St. AND	Corner	Signalized?	Existing ADA Ramp	Non-Standard Crossing	B-1-2	B-1-3	B-1-4	B-1-5	B-1-6	B-1-7	B-1-8	B-1-9	B-1-10	B-1-11	B-1-12	B-1-13	B-1-14	B-1-15	B-1-16	B-1-17	B-1-18	B-1-19	B-1-20	B-1-21
93rd St. (E leg)	NW		X																					
	NE		X																					
	SW																							
	SE		X																					
93rd St. (W leg)	NW		X																					
	NE																							
	SW		X																					
	SE		X																					
94th St. (E leg)	NW		X																					
	NE		X																					
	SW																							
	SE		X																					
94th St. (W leg)	NW		X																					
	NE																							
	SW		X																					
	SE		X																					
95th St.	NW	Y	X																					
	NE	Y	X																					
	SW	Y	X																					
	SE	Y	X																					
96th St. (E leg)	NW																							
	NE		X				X																	
	SW																							
	SE		X				X																	
96th St. (W leg)	NW		X																					
	NE																							
	SW		X				X																	
	SE																							

REVISIONS			
NO.	BY	DATE	DESCRIPTION

CDOT CHICAGO DEPARTMENT OF TRANSPORTATION

CITY OF CHICAGO
DEPARTMENT OF TRANSPORTATION
DIVISION OF ENGINEERING

2021 ARTERIAL STREET RESURFACING
FAR SOUTH AREA B-7-176

ADA RAMP QUANTITIES

S. HALSTED STREET
W. 93RD ST. TO W. 115TH ST.

SCALE: N.T.S.

SHEET NO.
167

DATE: 4/16/2021

ADA Ramp Survey and Typical Quantities
S. Halsted Street (W. 93rd St. to W. 115th St.)
Arterial Street Resurfacing Project 90 - Far South Area
CDOT Project No. B-6-193

					CDOT ADA Standards Sheets No. B-1-2 through B-1-21 of the Rules of Regulation for Construction in the Public Way "X" indicates ADA Ramp compliant improvements.																			
Intersection of Halsted St. AND	Corner	Signalized?	Existing ADA Ramp	Non-Standard Crossing	B-1-2	B-1-3	B-1-4	B-1-5	B-1-6	B-1-7	B-1-8	B-1-9	B-1-10	B-1-11	B-1-12	B-1-13	B-1-14	B-1-15	B-1-16	B-1-17	B-1-18	B-1-19	B-1-20	B-1-21
97th St. (E leg)	NW																							
	NE		X				X																	
	SW																							
	SE		X																					
97th St. (W leg)	NW		X				X																	
	NE																							
	SW		X																					
	SE		X																					
98th St.	NW		X																					
	NE		X																					
	SW		X																					
	SE		X																					
98th Pl.	NW	Y	X																					
	NE	Y	X																					
	SW	Y	X																					
	SE	Y	X																					
9855 S. Halsted St.				Roadway over I-57																				
99th St.	NW	Y	X																					
	NE	Y	X																					
	SW	Y	X							X														
	SE	Y	X																					
100th St.	NW		X																					
	NE		X																					
	SW		X																					
	SE		X																					
101st St.	NW	Y	X			X																		
	NE	Y	X			X																		
	SW	Y	X		X																			
	SE	Y	X			X																		

CDOT
CHICAGO DEPARTMENT OF TRANSPORTATION

REVISIONS			
NO.	BY	DATE	DESCRIPTION

CITY OF CHICAGO
DEPARTMENT OF TRANSPORTATION
DIVISION OF ENGINEERING

2021 ARTERIAL STREET RESURFACING
FAR SOUTH AREA B-7-176

ADA RAMP QUANTITIES

S. HALSTED STREET
W. 93RD ST. TO W. 115TH ST.

SCALE: N.T.S.

SHEET NO.
168

DATE: 4/16/2021

ADA Ramp Survey and Typical Quantities
S. Halsted Street (W. 93rd St. to W. 115th St.)
Arterial Street Resurfacing Project 90 - Far South Area
CDOT Project No. B-6-193

					CDOT ADA Standards Sheets No. B-1-2 through B-1-21 of the Rules of Regulation for Construction in the Public Way "X" indicates ADA Ramp compliant improvements.																			
Intersection of Halsted St. AND	Corner	Signalized?	Existing ADA Ramp	Non-Standard Crossing	B-1-2	B-1-3	B-1-4	B-1-5	B-1-6	B-1-7	B-1-8	B-1-9	B-1-10	B-1-11	B-1-12	B-1-13	B-1-14	B-1-15	B-1-16	B-1-17	B-1-18	B-1-19	B-1-20	B-1-21
102nd St.	NW		X																					
	NE		X																					
	SW		X																					
	SE		X																					
103rd St.	NW	Y	X																					
	NE	Y	X																					
	SW	Y	X																					
	SE	Y	X																					
104th St.	NW		X																					
	NE		X																					
	SW		X																					
	SE		X																					
105th St.	NW		X																					
	NE		X																					
	SW		X																					
	SE		X																					
106th St.	NW		X																					
	NE		X																					
	SW		X																					
	SE		X																					
107th St.	NW	Y	X																					
	NE	Y	X																					
	SW	Y	X																					
	SE	Y	X																					
108th St.	NW		X																					
	NE		X			X																		
	SW		X																					
	SE		X																					
109th St.	NW		X																					
	NE		X																					
	SW		X																					
	SE		X																					

CDOT
CHICAGO DEPARTMENT OF TRANSPORTATION

REVISIONS			
NO.	BY	DATE	DESCRIPTION

CITY OF CHICAGO
DEPARTMENT OF TRANSPORTATION
DIVISION OF ENGINEERING

2021 ARTERIAL STREET RESURFACING
FAR SOUTH AREA B-7-176

ADA RAMP QUANTITIES

S. HALSTED STREET
W. 93RD ST. TO W. 115TH ST.

SCALE: N.T.S.

SHEET NO.
169

DATE: 4/16/2021

ADA Ramp Survey and Typical Quantities
S. Halsted Street (W. 93rd St. to W. 115th St.)
Arterial Street Resurfacing Project 90 - Far South Area
CDOT Project No. B-6-193

					CDOT ADA Standards Sheets No. B-1-2 through B-1-21 of the Rules of Regulation for Construction in the Public Way "X" indicates ADA Ramp compliant improvements.																			
Intersection of Halsted St. AND	Corner	Signalized?	Existing ADA Ramp	Non-Standard Crossing	B-1-2	B-1-3	B-1-4	B-1-5	B-1-6	B-1-7	B-1-8	B-1-9	B-1-10	B-1-11	B-1-12	B-1-13	B-1-14	B-1-15	B-1-16	B-1-17	B-1-18	B-1-19	B-1-20	B-1-21
110th St.	NW		X																					
	NE		X																					
	SW		X																					
	SE		X																					
111th St.	NW	Y	X																					
	NE	Y	X																					
	SW	Y	X																					
	SE	Y	X																					
112th St.	NW		X																					
	NE		X																					
	SW		X																					
	SE		X																					
113th St.	NW		X																					
	NE		X																					
	SW		X																					
	SE		X																					
114th St.	NW	Y	X																					
	NE	Y	X																					
	SW	Y	X																					
	SE	Y	X																					
115th St.	NW	Y	X																					
	NE	Y	X																					
	SW	Y	X																					
	SE	Y	X																					

ADA Ramp Survey and Typical Quantities
S. Halsted Street (W. 90th St. to W. 87th St.)
Arterial Street Resurfacing Project 90 - Far South Area
CDOT Project No. B-6-193

					CDOT ADA Standards Sheets No. B-1-2 through B-1-21 of the Rules of Regulation for Construction in the Public Way "X" indicates ADA Ramp compliant improvements.																			
Intersection of Halsted St. AND	Corner	Signalized?	Existing ADA Ramp	Non-Standard Crossing	B-1-2	B-1-3	B-1-4	B-1-5	B-1-6	B-1-7	B-1-8	B-1-9	B-1-10	B-1-11	B-1-12	B-1-13	B-1-14	B-1-15	B-1-16	B-1-17	B-1-18	B-1-19	B-1-20	B-1-21
87th St. (WB Service Dr.)	NW	Y	X																					
	NE	Y	X																					
	SW	Y	X																					
	SE	Y	X																					
87th St. (Main Dr.)	NW	Y	X																					
	NE	Y	X																					
	SW	Y	X																					
	SE	Y	X																					
87th St. (EB Service Dr.)	NW	Y	X																					
	NE	Y	X				X																	
	SW	Y	X																					
	SE	Y	X																					
88th St.	NW		X																					
	NE		X																					
	SW		X																					
	SE		X																					
89th St.	NW		X																					
	NE		X																					
	SW		X																					
	SE		X			X																		
90th St.	NW		X																					
	NE		X																					
	SW		X																					
	SE		X																					

CDOT
CHICAGO DEPARTMENT OF TRANSPORTATION

REVISIONS			
NO.	BY	DATE	DESCRIPTION

CITY OF CHICAGO
DEPARTMENT OF TRANSPORTATION
DIVISION OF ENGINEERING

2021 ARTERIAL STREET RESURFACING
FAR SOUTH AREA B-7-176

ADA RAMP QUANTITIES

S. HALSTED STREET
W. 90TH ST. TO W. 87TH ST.

SCALE: N.T.S.

SHEET NO. 171

DATE: 4/16/2021

ADA Ramp Survey and Typical Quantities
W.111th Street/ W. Monterey Ave. (S. Longwood Dr. to S. Vincennes Ave.)
Arterial Street Resurfacing Project 90 - Far South Area
CDOT Project No. B-6-193

					CDOT ADA Standards Sheets No. B-1-2 through B-1-21 of the Rules of Regulation for Construction in the Public Way "X" indicates ADA Ramp compliant improvements.																			
Intersection of 111th St./Monterey Ave. AND	Corner	Signalized?	Existing ADA Ramp	Non-Standard Crossing	B-1-2	B-1-3	B-1-4	B-1-5	B-1-6	B-1-7	B-1-8	B-1-9	B-1-10	B-1-11	B-1-12	B-1-13	B-1-14	B-1-15	B-1-16	B-1-17	B-1-18	B-1-19	B-1-20	B-1-21
Longwood Dr.	NW	Y	X												X									
	NE	Y	X			X																		
	SW	Y	X			X																		
	SE	Y	X			X																		
Hale St. (S leg)	NW																							
	NE																							
	SW		X				X																	
	SE		X				X																	
1968 W. 111th St.				At-grade metra tracks																				
Hale St. (N leg, E of tracks)	NW																							
	NE		X				X																	
	SW																							
	SE																							
Homewood Ave.	NW		X			3B																		
	NE		X			3S																		
	SW		X																					
	SE		X																					

REVISIONS			
NO.	BY	DATE	DESCRIPTION

CDOT CHICAGO DEPARTMENT OF TRANSPORTATION

CITY OF CHICAGO
DEPARTMENT OF TRANSPORTATION
DIVISION OF ENGINEERING

2021 ARTERIAL STREET RESURFACING
FAR SOUTH AREA B-7-176

ADA RAMP QUANTITIES

W. 111TH STREET/ W. MONTEREY AVE.
S. LONGWOOD DR. TO S. VINCENNES AVE.

SCALE: N.T.S.

SHEET NO. 172

DATE: 4/16/2021

ADA Ramp Survey and Typical Quantities
W.111th Street/ W. Monterey Ave. (S. Longwood Dr. to S. Vincennes Ave.)
Arterial Street Resurfacing Project 90 - Far South Area
CDOT Project No. B-6-193

					CDOT ADA Standards Sheets No. B-1-2 through B-1-21 of the Rules of Regulation for Construction in the Public Way "X" indicates ADA Ramp compliant improvements.																				
Intersection of 111th St./Monterey Ave. AND	Corner	Signalized?	Existing ADA Ramp	Non-Standard Crossing	B-1-2	B-1-3	B-1-4	B-1-5	B-1-6	B-1-7	B-1-8	B-1-9	B-1-10	B-1-11	B-1-12	B-1-13	B-1-14	B-1-15	B-1-16	B-1-17	B-1-18	B-1-19	B-1-20	B-1-21
Esmond St.	NW	Y	X																					
	NE	Y	X			X																		
	SW	Y	X			X																		
	SE	Y	X			X																		
Hermosa Ave.	NW		X															X						
	NE																							
	SW					X																		
	SE		X				X																	
US Post Office 1746 W. Monterey Ave.	NW						X																	
	NE																							
	S median																					X		
	SW						X																	
	SE																							
Church St.	NW		X				X																	
	NE																							
	SW		X			X																		
	SE		X			X																		
Vincennes Ave.	NW	Y	X																					
	NE	Y	X																					
	SW	Y												X										
	SE	Y								X														

CDOT
CHICAGO DEPARTMENT OF TRANSPORTATION

REVISIONS			
NO.	BY	DATE	DESCRIPTION

CITY OF CHICAGO
DEPARTMENT OF TRANSPORTATION
DIVISION OF ENGINEERING

2021 ARTERIAL STREET RESURFACING
FAR SOUTH AREA B-7-176

ADA RAMP QUANTITIES

W. 111TH STREET/ W. MONTEREY AVE.
S. LONGWOOD DR. TO S. VINCENNES AVE.

SCALE: N.T.S.

SHEET NO.
173

DATE: 4/16/2021

ADA Ramp Survey and Typical Quantities
S. Racine Avenue (W. 89th St. to W. 93rd St.)
Arterial Street Resurfacing Project 90 - Far South Area
CDOT Project No. B-6-193

					CDOT ADA Standards Sheets No. B-1-2 through B-1-21 of the Rules of Regulation for Construction in the Public Way "X" indicates ADA Ramp compliant improvements.																			
Intersection of Racine Ave. AND	Corner	Signalized?	Existing ADA Ramp	Non-Standard Crossing	B-1-2	B-1-3	B-1-4	B-1-5	B-1-6	B-1-7	B-1-8	B-1-9	B-1-10	B-1-11	B-1-12	B-1-13	B-1-14	B-1-15	B-1-16	B-1-17	B-1-18	B-1-19	B-1-20	B-1-21
89th St. (N of tracks)	NW						X																	
	NE						X																	
	SW																							
	SE																							
8905 S. Racine Ave.				At-grade Metra Tracks																				
89th St. (W leg, S of tracks)	NW																							
	NE																							
	SW																							
	SE																							
89th St. (E leg, S of tracks)	NW																							
	NE																							
	SW																							
	SE																							
90th St.	NW		X																					
	NE		X																					
	SW		X																					
	SE		X																					
91st St.	NW				X																			
	NE				X																			
	SW		X																					
	SE		X		X																			
92nd St.	NW		X																					
	NE				X																			
	SW				X																			
	SE				X																			
93rd St.	NW		X																					
	NE		X																					
	SW		X																					
	SE		X																					

CDOT
CHICAGO DEPARTMENT OF TRANSPORTATION

REVISIONS			
NO.	BY	DATE	DESCRIPTION

CITY OF CHICAGO
DEPARTMENT OF TRANSPORTATION
DIVISION OF ENGINEERING

2021 ARTERIAL STREET RESURFACING
FAR SOUTH AREA B-7-176

ADA RAMP QUANTITIES

S. RACINE AVENUE
W. 89TH ST. TO W. 93RD ST.

SCALE: N.T.S.

SHEET NO. 174

DATE: 4/16/2021

ADA Ramp Survey and Typical Quantities
S. Stony Island Avenue (E. 79th St. to E. 94th St.)
Arterial Street Resurfacing Project 90 - Far South Area
CDOT Project No. B-6-193

					CDOT ADA Standards Sheets No. B-1-2 through B-1-21 of the Rules of Regulation for Construction in the Public Way "X" indicates ADA Ramp compliant improvements.																			
Intersection of Stony Island Ave. AND	Corner	Signalized?	Existing ADA Ramp	Non-Standard Crossing	B-1-2	B-1-3	B-1-4	B-1-5	B-1-6	B-1-7	B-1-8	B-1-9	B-1-10	B-1-11	B-1-12	B-1-13	B-1-14	B-1-15	B-1-16	B-1-17	B-1-18	B-1-19	B-1-20	B-1-21
79th St. (NB lanes)	NW	Y																						
	NE	Y																						
	SW	Y																						
	SE	Y																						
8001 S. Stony Island Ave.				Railroad tracks overhead																				
8099 S. Stony Island Ave.				Chicago Skyway (I-90) overhead																				
Anthony Ave. (NB lanes)	NW		X																					
	NE		X																					
	SW																							
	S triangle		X																					
	SE		X																					
81st St. (NB lanes)	NW		X																					
	NE		X																					
	SW		X																					
	SE		X																					
82nd St. (NB lanes)	NW		X																					
	NE		X																					
	SW		X																					
	SE		X																					
83rd St. (NB lanes)	NW median	Y	X																			X		
	NE	Y	X			X																		
	SW triangle	Y	X																					
	SE	Y	X																					
83rd Pl. (NB lanes)	NW		X																					
	NE		X		X																			
	SW		X																					
	SE		X		X																			

CDOT CHICAGO DEPARTMENT OF TRANSPORTATION

REVISIONS			
NO.	BY	DATE	DESCRIPTION

CITY OF CHICAGO
DEPARTMENT OF TRANSPORTATION
DIVISION OF ENGINEERING

2021 ARTERIAL STREET RESURFACING
FAR SOUTH AREA B-7-176

ADA RAMP QUANTITIES

S. STONY ISLAND AVENUE
E. 79TH ST. TO E. 94TH ST.

SCALE: N.T.S.

SHEET NO.
175

DATE: 4/16/2021

ADA Ramp Survey and Typical Quantities
S. Stony Island Avenue (E. 79th St. to E. 94th St.)
Arterial Street Resurfacing Project 90 - Far South Area
CDOT Project No. B-6-193

					CDOT ADA Standards Sheets No. B-1-2 through B-1-21 of the Rules of Regulation for Construction in the Public Way "X" indicates ADA Ramp compliant improvements.																			
Intersection of Stony Island Ave. AND	Corner	Signalized?	Existing ADA Ramp	Non-Standard Crossing	B-1-2	B-1-3	B-1-4	B-1-5	B-1-6	B-1-7	B-1-8	B-1-9	B-1-10	B-1-11	B-1-12	B-1-13	B-1-14	B-1-15	B-1-16	B-1-17	B-1-18	B-1-19	B-1-20	B-1-21
84th St. (NB lanes)	NW		X																					
	NE		X		X																			
	SW		X																					
	SE		X		X																			
84th Pl. (NB lanes)	NW		X				X																	
	NE		X		X																			
	SW		X				X																	
	SE		X		X																			
85th St. (NB lanes)	NW		X																					
	NE		X			X																		
	SW		X																					
	SE		X		X																			
85th Pl. (NB lanes)	NW		X																					
	NE		X			X																		
	SW		X																					
	SE		X			X																		
86th St. (NB lanes)	NW		X				X																	
	NE		X			X																		
	SW		X				X																	
	SE		X			X																		
86th Pl. (NB lanes)	NW		X																					
	NE		X			X																		
	SW		X																					
	SE		X			X																		
87th St. (NB lanes)	NW median	Y	X																					
	NE	Y	X																					
	SW triangle	Y	X																			X		
	SE	Y	X																					

CDOT
CHICAGO DEPARTMENT OF TRANSPORTATION

REVISIONS			
NO.	BY	DATE	DESCRIPTION

CITY OF CHICAGO
DEPARTMENT OF TRANSPORTATION
DIVISION OF ENGINEERING

2021 ARTERIAL STREET RESURFACING
FAR SOUTH AREA B-7-176

ADA RAMP QUANTITIES

S. STONY ISLAND AVENUE
E. 79TH ST. TO E. 94TH ST.

SCALE: N.T.S.

SHEET NO.
176

DATE: 4/16/2021

ADA Ramp Survey and Typical Quantities
S. Stony Island Avenue (E. 79th St. to E. 94th St.)
Arterial Street Resurfacing Project 90 - Far South Area
CDOT Project No. B-6-193

					CDOT ADA Standards Sheets No. B-1-2 through B-1-21 of the Rules of Regulation for Construction in the Public Way "X" indicates ADA Ramp compliant improvements.																			
Intersection of Stony Island Ave. AND	Corner	Signalized?	Existing ADA Ramp	Non-Standard Crossing	B-1-2	B-1-3	B-1-4	B-1-5	B-1-6	B-1-7	B-1-8	B-1-9	B-1-10	B-1-11	B-1-12	B-1-13	B-1-14	B-1-15	B-1-16	B-1-17	B-1-18	B-1-19	B-1-20	B-1-21
88th St. (NB lanes)	NW		X																					
	NE		X																					
	SW		X																					
	SE		X																					
89th St. (NB lanes)	NW	Y	X				X																	
	NE	Y	X			X																		
	SW	Y	X				X																	
	SE	Y	X		X																			
90th St. (NB lanes)	NW		X																					
	NE		X																					
	SW		X																					
	SE		X																					
91st St. (NB lanes)	NW median	Y	X																			X		
	NE	Y	X			X																		
	SW triangle	Y	X																			X		
	SE	Y	X			X																		
91st Pl. (NB lanes)	NW																							
	NE		X																					
	SW																							
	SE		X																					
92nd St. (NB lanes)	NW		X																					
	NE		X		X																			
	SW		X																					
	SE		X		X																			
92nd Pl. (NB lanes)	NW																							
	NE		X																					
	SW																							
	SE		X																					

REVISIONS			
NO.	BY	DATE	DESCRIPTION

CDOT CHICAGO DEPARTMENT OF TRANSPORTATION

CITY OF CHICAGO
DEPARTMENT OF TRANSPORTATION
DIVISION OF ENGINEERING

2021 ARTERIAL STREET RESURFACING
FAR SOUTH AREA B-7-176

ADA RAMP QUANTITIES

S. STONY ISLAND AVENUE
E. 79TH ST. TO E. 94TH ST.

SCALE: N.T.S.

SHEET NO. 177

DATE: 4/16/2021

ADA Ramp Survey and Typical Quantities
S. Stony Island Avenue (E. 79th St. to E. 94th St.)
Arterial Street Resurfacing Project 90 - Far South Area
CDOT Project No. B-6-193

					CDOT ADA Standards Sheets No. B-1-2 through B-1-21 of the Rules of Regulation for Construction in the Public Way "X" indicates ADA Ramp compliant improvements.																			
Intersection of Stony Island Ave. AND	Corner	Signalized?	Existing ADA Ramp	Non-Standard Crossing	B-1-2	B-1-3	B-1-4	B-1-5	B-1-6	B-1-7	B-1-8	B-1-9	B-1-10	B-1-11	B-1-12	B-1-13	B-1-14	B-1-15	B-1-16	B-1-17	B-1-18	B-1-19	B-1-20	B-1-21
93rd St. (NB lanes)	NW median	Y	X																					
	NE	Y	X																					
	SW triangle	Y	X																					
	SE	Y	X																					
94th St. (NB lanes)	NW																							
	NE		X																					
	SW																							
	SE		X																					
79th St. (SB lanes)	NW	Y																						
	NE	Y																						
	SW	Y																						
	SE	Y																						
8001 S. Stony Island Ave.				Railroad tracks overhead																				
8099 S. Stony Island Ave.				Chicago Skyway (I-90) overhead																				
80th St./Anthony Ave. (SB lanes)	NW		X																					
	N triangle																							
	NE median																							
	SW		X																					
	SE		X																					
81st St. (SB lanes)	NW		X			X																		
	NE		X					X																
	SW		X			X																		
	SE		X																					
82nd St. (SB lanes)	NW		X																					
	NE		X																					
	SW		X																					
	SE		X																					
83rd St. (SB lanes)	NW	Y	X																					
	NE triangle	Y	X																					
	SW	Y	X																					
	SE median	Y	X																					

CDOT
CHICAGO DEPARTMENT OF TRANSPORTATION

REVISIONS			
NO.	BY	DATE	DESCRIPTION

CITY OF CHICAGO
DEPARTMENT OF TRANSPORTATION
DIVISION OF ENGINEERING

2021 ARTERIAL STREET RESURFACING
FAR SOUTH AREA B-7-176

ADA RAMP QUANTITIES

S. STONY ISLAND AVENUE
E. 79TH ST. TO E. 94TH ST.

SCALE: N.T.S.

SHEET NO.
178

DATE: 4/16/2021

ADA Ramp Survey and Typical Quantities
S. Stony Island Avenue (E. 79th St. to E. 94th St.)
Arterial Street Resurfacing Project 90 - Far South Area
CDOT Project No. B-6-193

					CDOT ADA Standards Sheets No. B-1-2 through B-1-21 of the Rules of Regulation for Construction in the Public Way "X" indicates ADA Ramp compliant improvements.																			
Intersection of Stony Island Ave. AND	Corner	Signalized?	Existing ADA Ramp	Non-Standard Crossing	B-1-2	B-1-3	B-1-4	B-1-5	B-1-6	B-1-7	B-1-8	B-1-9	B-1-10	B-1-11	B-1-12	B-1-13	B-1-14	B-1-15	B-1-16	B-1-17	B-1-18	B-1-19	B-1-20	B-1-21
83rd Pl. (SB lanes)	NW		X																					
	NE		X																					
	SW		X																					
	SE		X																					
84th St. (SB lanes)	NW		X																					
	NE		X																					
	SW		X																					
	SE		X																					
84th Pl. (SB lanes)	NW		X		X																			
	NE		X				X																	
	SW		X		X																			
	SE		X				X																	
85th St. (SB lanes)	NW		X																					
	NE		X																					
	SW		X																					
	SE		X																					
85th Pl. (SB lanes)	NW		X																					
	NE		X																					
	SW		X																					
	SE		X																					
86th St. (SB lanes)	NW		X			X																		
	NE		X				X																	
	SW		X			X																		
	SE		X				X																	
86th Pl. (SB lanes)	NW		X																					
	NE		X																					
	SW		X																					
	SE		X																					

CDOT
CHICAGO DEPARTMENT OF TRANSPORTATION

REVISIONS			
NO.	BY	DATE	DESCRIPTION

CITY OF CHICAGO
DEPARTMENT OF TRANSPORTATION
DIVISION OF ENGINEERING

2021 ARTERIAL STREET RESURFACING
FAR SOUTH AREA B-7-176

ADA RAMP QUANTITIES

S. STONY ISLAND AVENUE
E. 79TH ST. TO E. 94TH ST.

SCALE: N.T.S.

SHEET NO.
179

DATE: 4/16/2021

ADA Ramp Survey and Typical Quantities
S. Stony Island Avenue (E. 79th St. to E. 94th St.)
Arterial Street Resurfacing Project 90 - Far South Area
CDOT Project No. B-6-193

					CDOT ADA Standards Sheets No. B-1-2 through B-1-21 of the Rules of Regulation for Construction in the Public Way "X" indicates ADA Ramp compliant improvements.																			
Intersection of Stony Island Ave. AND	Corner	Signalized?	Existing ADA Ramp	Non-Standard Crossing	B-1-2	B-1-3	B-1-4	B-1-5	B-1-6	B-1-7	B-1-8	B-1-9	B-1-10	B-1-11	B-1-12	B-1-13	B-1-14	B-1-15	B-1-16	B-1-17	B-1-18	B-1-19	B-1-20	B-1-21
87th St. (SB lanes)	NW	Y	X									X												
	NE triangle	Y	X																			X		
	SW	Y	X																					
	SE median	Y	X																			X		
88th St. (SB lanes)	NW		X																					
	NE		X																					
	SW		X																					
	SE		X																					
89th St. (SB lanes)	NW	Y	X		X																			
	NE	Y	X																					
	SW	Y	X			X																		
	SE	Y	X																					
90th St. (SB lanes)	NW		X		X																			
	NE		X																					
	SW		X																					
	SE		X																					
91st St. (SB lanes)	NW	Y	X			X																		
	NE triangle	Y	X																					
	SW	Y	X			X																		
	SE median	Y	X																					
92nd St. (SB lanes)	NW		X																					
	NE		X																					
	SW		X																					
	SE		X																					
93rd St. (SB lanes)	NW	Y	X			X																		
	NE triangle	Y	X																					
	SW	Y	X			X																		
	SE median	Y	X																					
94th St. (SB lanes)	NW		X																					
	NE																							
	SW		X																					
	SE																							

CDOT
CHICAGO DEPARTMENT OF TRANSPORTATION

REVISIONS			
NO.	BY	DATE	DESCRIPTION

CITY OF CHICAGO
DEPARTMENT OF TRANSPORTATION
DIVISION OF ENGINEERING

2021 ARTERIAL STREET RESURFACING
FAR SOUTH AREA B-7-176

ADA RAMP QUANTITIES

S. STONY ISLAND AVENUE
E. 79TH ST. TO E. 94TH ST.

SCALE: N.T.S.

SHEET NO.
180

DATE: 4/16/2021

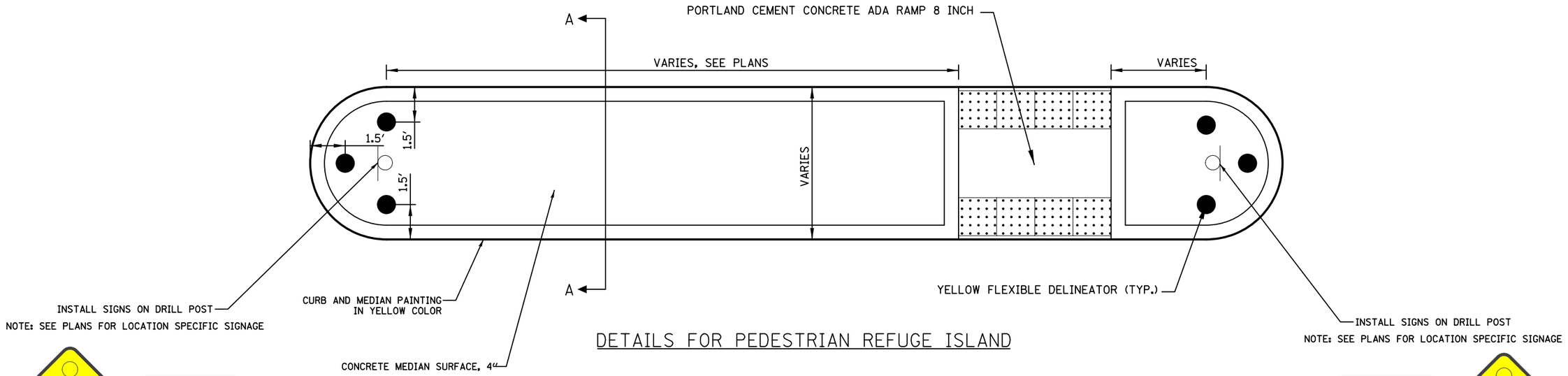

DETAILS FOR PEDESTRIAN REFUGE ISLAND

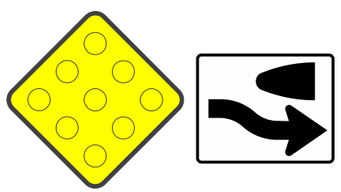

OM1-1 R4-7



R4-7 OM1-1

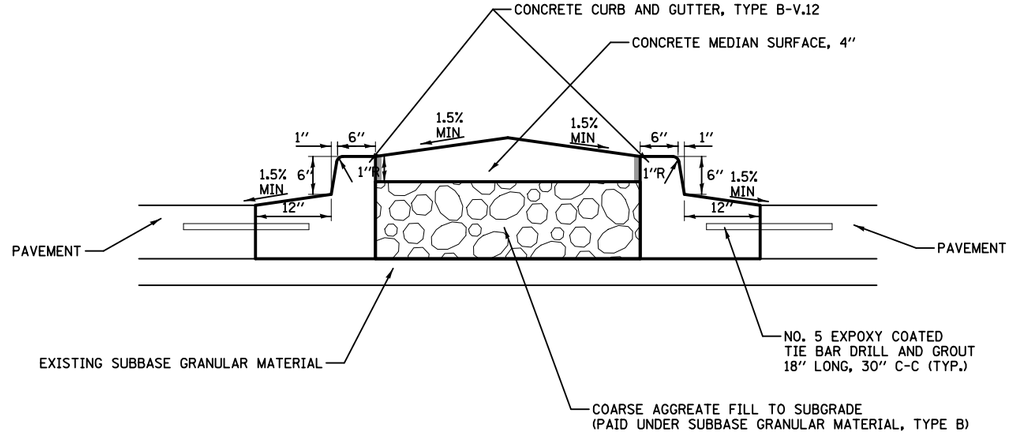

SECTION A-A

CDOT CHICAGO DEPARTMENT OF TRANSPORTATION	REVISIONS NO. BY DATE DESCRIPTION	CITY OF CHICAGO DEPARTMENT OF TRANSPORTATION DIVISION OF ENGINEERING	2021 ARTERIAL STREET RESURFACING FAR SOUTH AREA B-7-176	PEDESTRIAN REFUGE ISLAND	SHEET NO. 181
			DETAILS		DATE: 4/19/2021

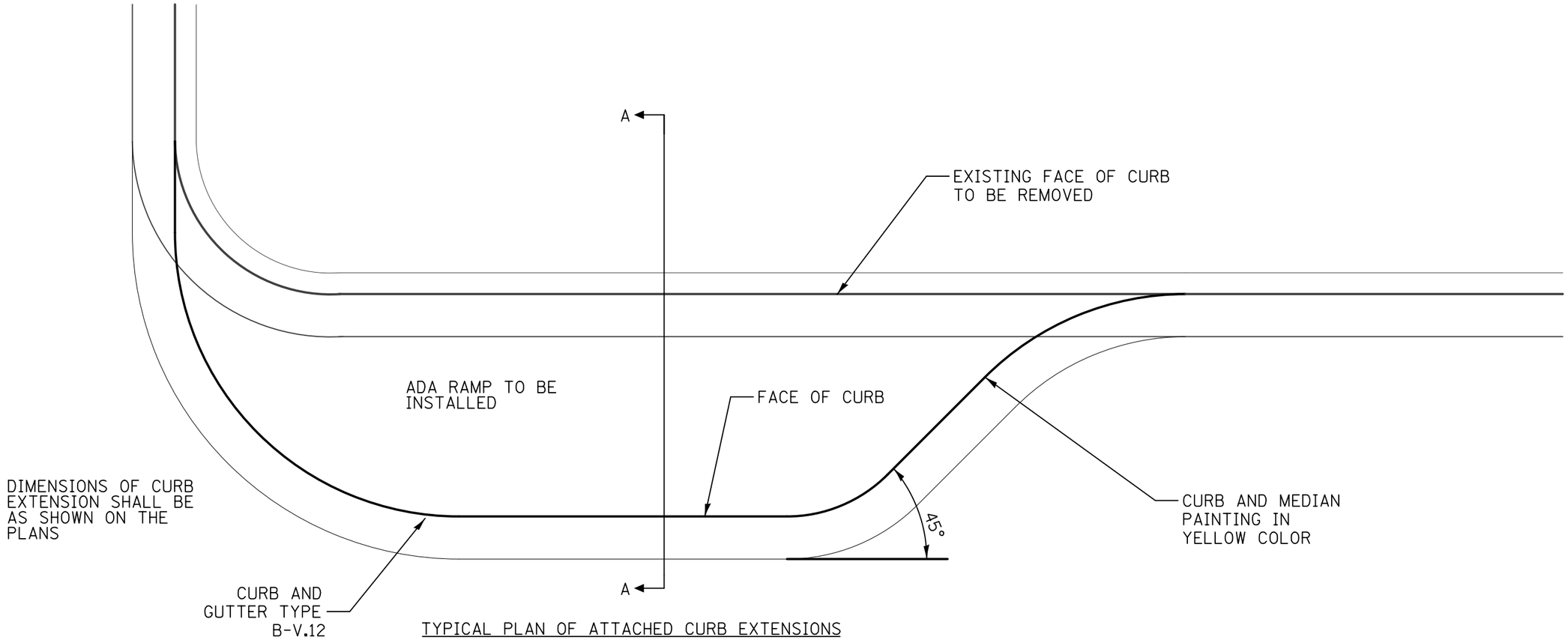

TYPICAL PLAN OF ATTACHED CURB EXTENSIONS

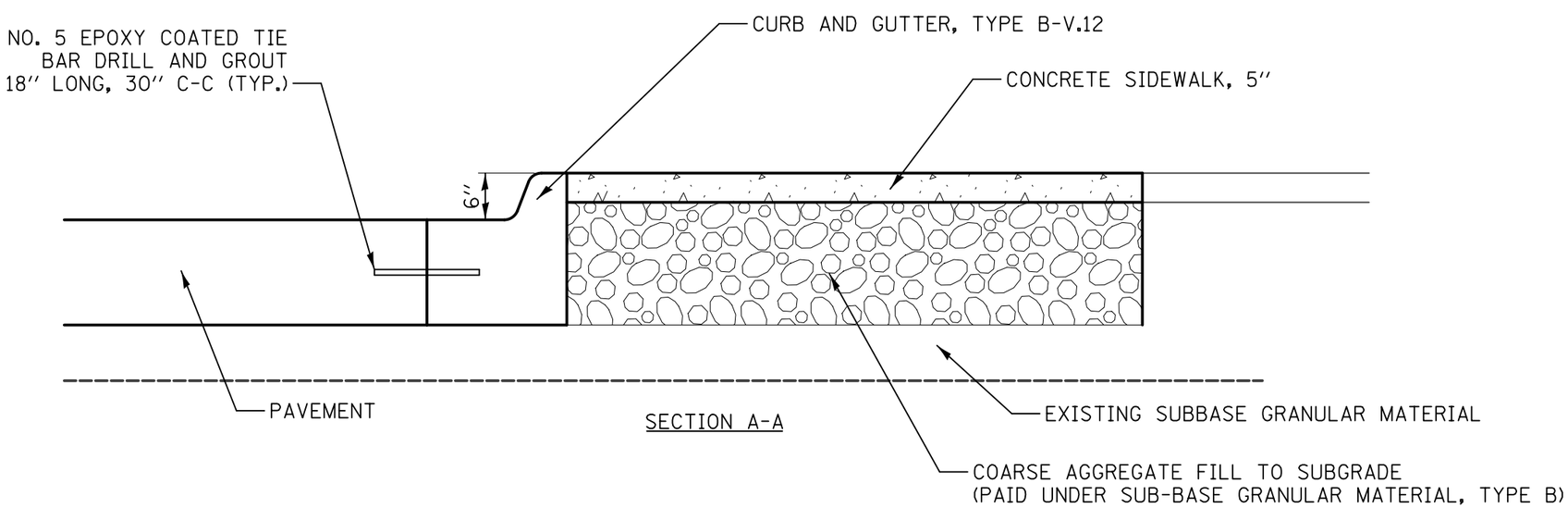

SECTION A-A

CDOT CHICAGO DEPARTMENT OF TRANSPORTATION	REVISIONS NO. / BY / DATE / DESCRIPTION	CITY OF CHICAGO DEPARTMENT OF TRANSPORTATION DIVISION OF ENGINEERING	2021 ARTERIAL STREET RESURFACING FAR SOUTH AREA B-7-176	ATTACHED CURB EXTENSION	SHEET NO. 182
			DETAILS		DATE: 4/19/2021

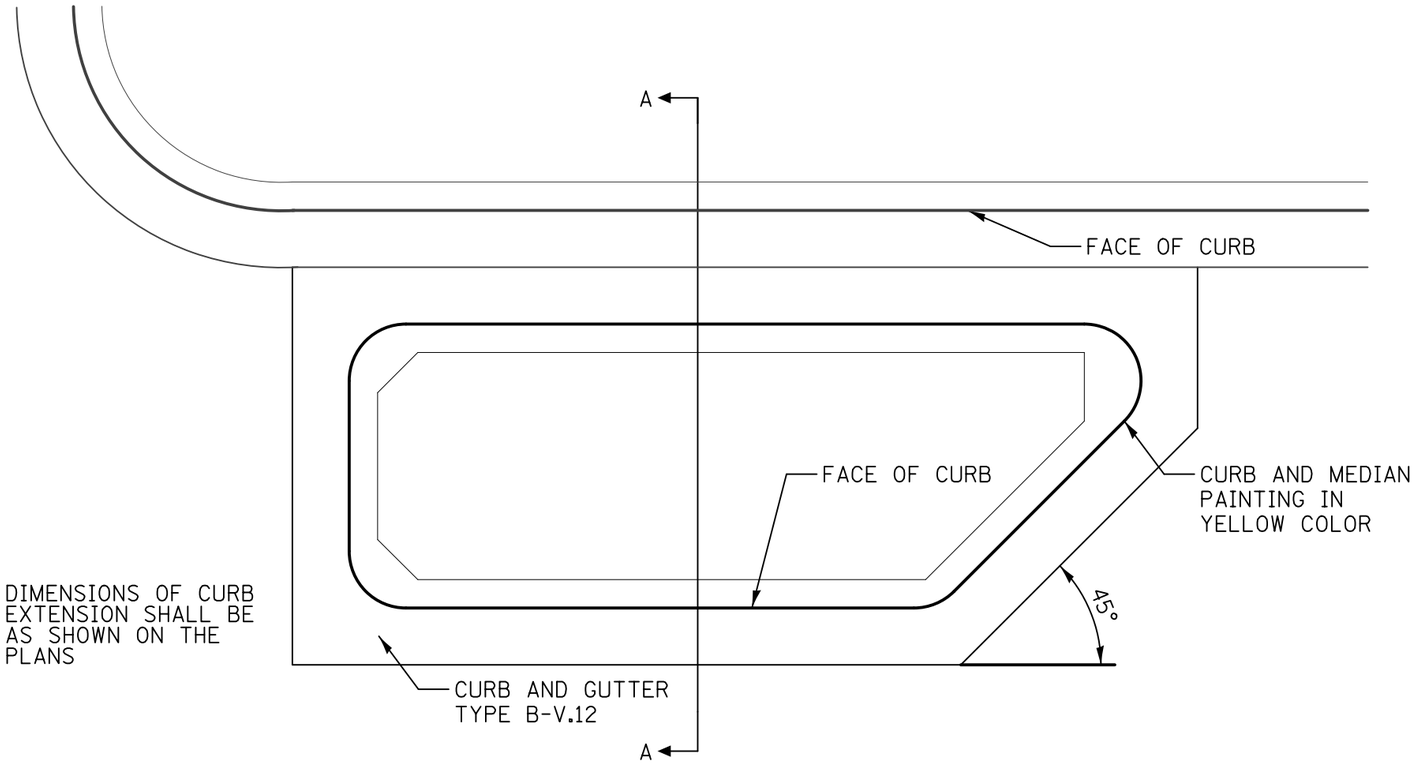

TYPICAL PLAN OF DETACHED CURB EXTENSION FULL DEPTH TYPE

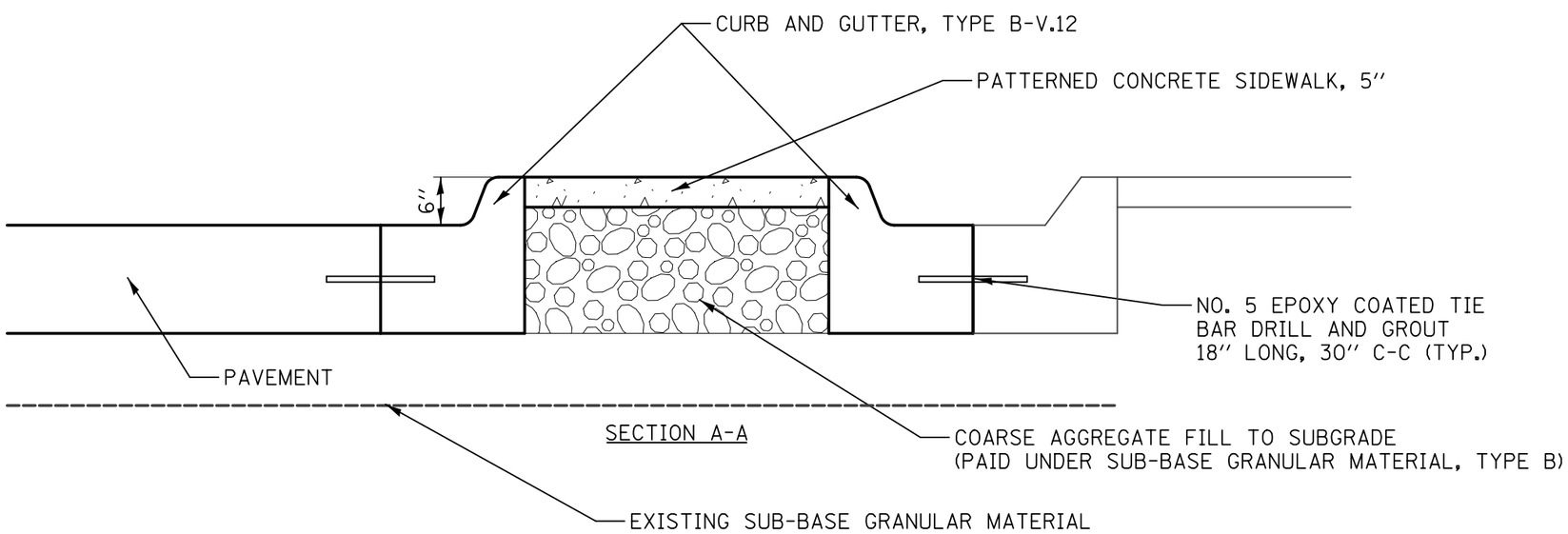

SECTION A-A

CDOT CHICAGO DEPARTMENT OF TRANSPORTATION	REVISIONS NO. / BY / DATE / DESCRIPTION	CITY OF CHICAGO DEPARTMENT OF TRANSPORTATION DIVISION OF ENGINEERING	2021 ARTERIAL STREET RESURFACING FAR SOUTH AREA B-7-176	DETACHED CURB EXTENSION	SHEET NO. 183
			DETAILS		DATE: 4/19/2021

PLAN VIEW

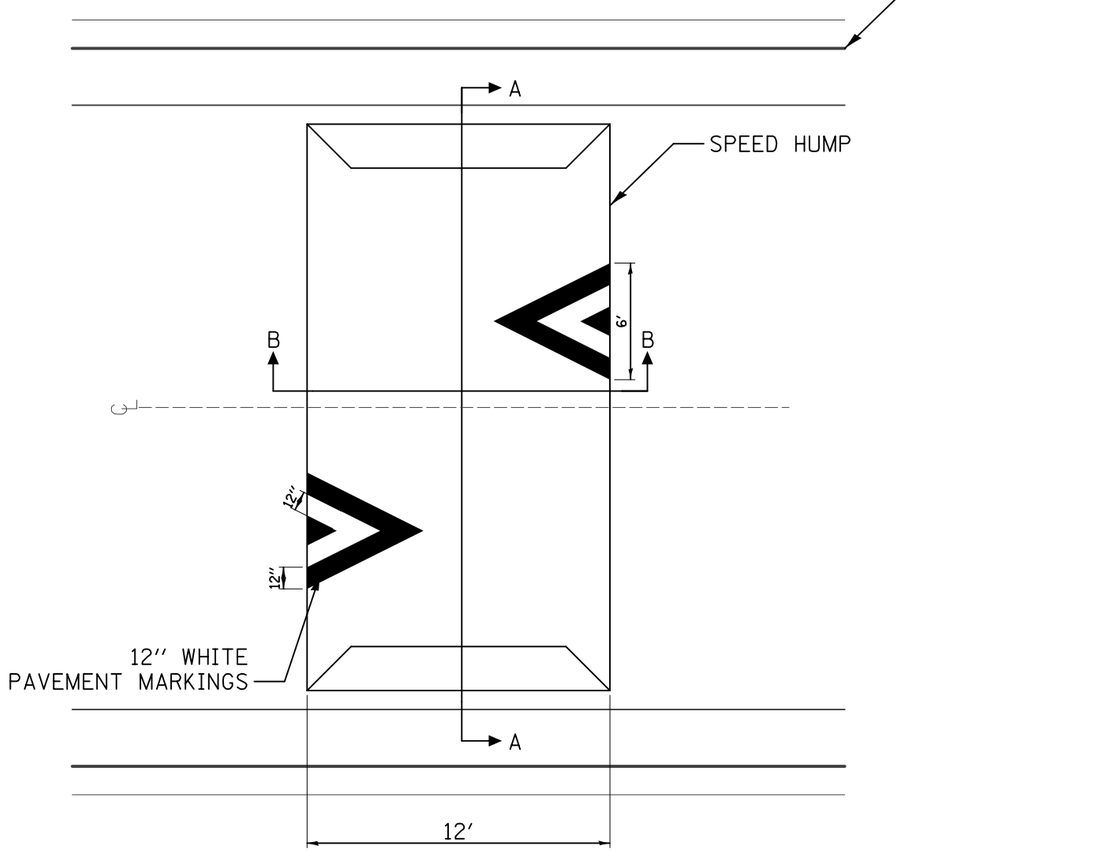

SECTION A-A

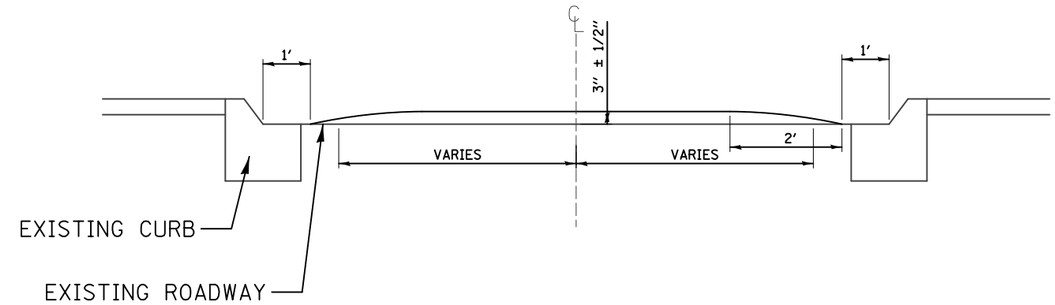

SECTION B-B

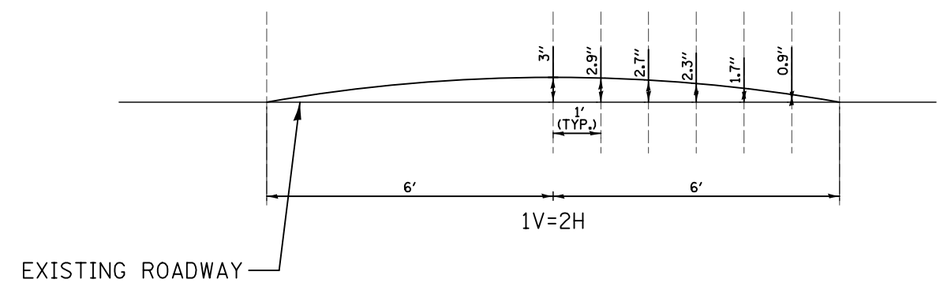

SPACING

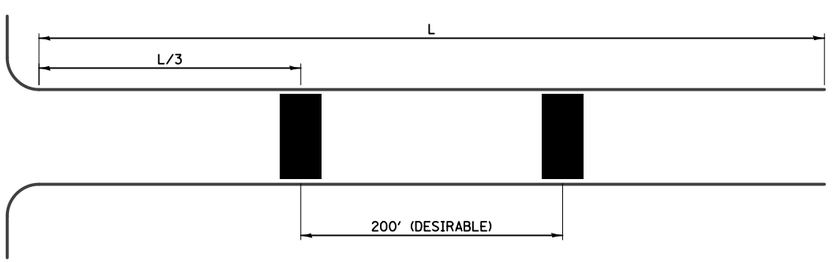

NOTES:

1. CHEVRON SHALL POINT IN THE DIRECTION OF TRAVEL.
2. CENTER LINE OF CHEVRON SHALL BE AT ℄ OF TRAVEL LANE FOR ONE WAY STREETS.
3. CENTER LINE OF CHEVRON SHALL BE AT ℄ OF TRAVEL LANE FOR TWO WAY STREETS WITHOUT PARKING.
4. CHEVRON EDGE SHALL START AT ROADWAY ℄ IF THERE IS ON STREET PARKING.

CDOT CHICAGO DEPARTMENT OF TRANSPORTATION	REVISIONS NO. / BY / DATE / DESCRIPTION	CITY OF CHICAGO DEPARTMENT OF TRANSPORTATION DIVISION OF ENGINEERING	2021 ARTERIAL STREET RESURFACING FAR SOUTH AREA B-7-176	SPEED HUMP	SHEET NO. 184
			DETAILS		DATE: 4/19/2021

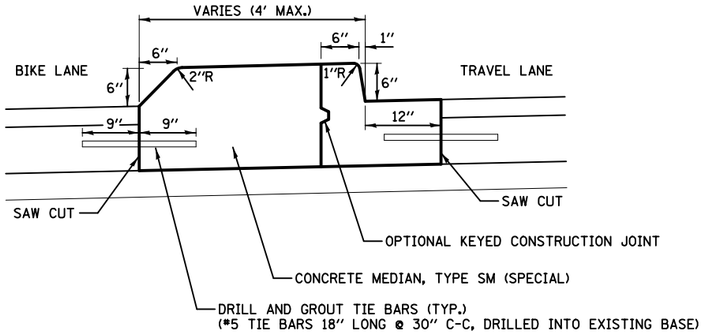

NOTES: 1. CONCRETE MEDIAN TYPE SM (SPECIAL) SHALL BE CONSTRUCTED IN ACCORDANCE WITH THE APPLICABLE PORTIONS OF STATE STANDARD 606301 AND SECTION 606 OF THE STANDARD SPECIFICATIONS.

DETAILS FOR CONCRETE MEDIAN, SPECIAL

THIS WORK WILL BE PAID FOR AT THE CONTRACT UNIT PRICE PER SQUARE FOOT FOR "CONCRETE MEDIAN, SPECIAL".

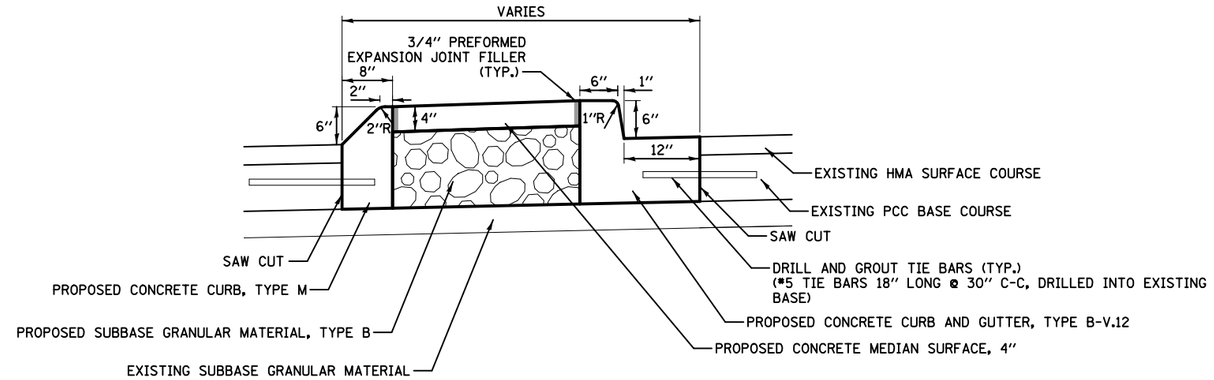

DETAILS FOR FULL-DEPTH MEDIAN INSTALLATION

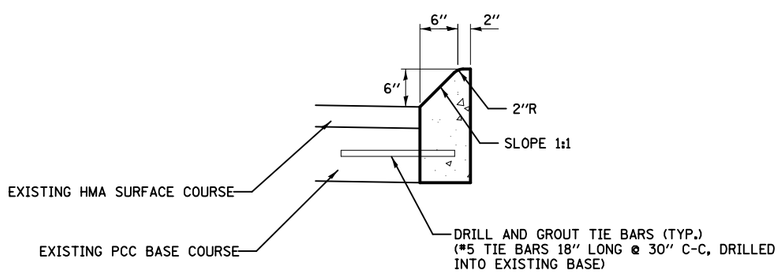

CONCRETE CURB TYPE M

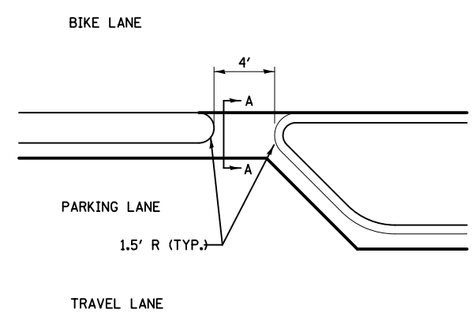

AT END OF PARKING LANE BETWEEN FULL-DEPTH AND TYPE SM/M-2.12 MEDIAN

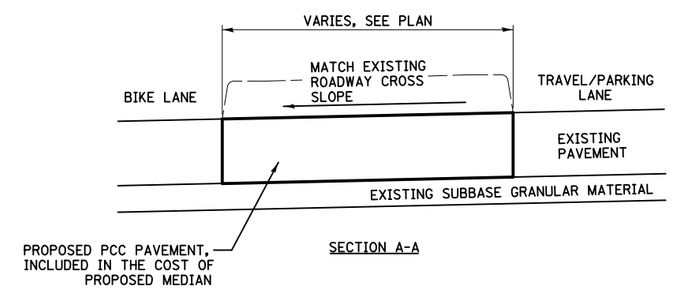

DETAILS FOR CURB OPENING

THIS WORK WILL BE INCLUDED WITH THE COST FOR CONCRETE MEDIAN OF THE TYPE SPECIFIED IN THE PLANS

* TO MAINTAIN EXISTING STORMWATER RUNOFF CONDITIONS, CURB OPENINGS SHALL BE PLACED DIRECTLY IN FRONT OF ALL OPEN GRATE DRAINAGE STRUCTURES IN EXISTING BIKE LANES, OR AS SHOWN ON THE PLANS OR AS DIRECTED BY THE ENGINEER.

CDOT
CHICAGO DEPARTMENT OF TRANSPORTATION

REVISIONS

NO.	BY	DATE	DESCRIPTION

CITY OF CHICAGO
DEPARTMENT OF TRANSPORTATION
DIVISION OF ENGINEERING

2021 ARTERIAL STREET RESURFACING
FAR SOUTH AREA B-7-176

DETAILS

CONCRETE MEDIAN DETAILS

SHEET NO. 185

DATE: 4/19/2021

APPENDIX B: ADA STANDARDS

Provided hereinafter are the latest Department of Transportation ADA Standards which must be followed for infrastructure construction in the Public Way. Please be advised that these may be revised without notice because of new standards and regulations imposed by the Federal, State and Local Governments.

APPENDIX B - ADA STANDARDS
TABLE OF CONTENTS

SECTION 1 - PLAN SHEETS

SHEET#	SHEET NAME
B-1-1	TYPICAL CORNER RAMP LAYOUTS
B-1-2	2 PERPENDICULAR RAMPS AT CORNER
B-1-3	2 PERPENDICULAR RAMPS AT CORNER WITH RAMPS IN CURB RADIUS
B-1-4	PERPENDICULAR RAMP AT CORNER IN CURB RADIUS WITH SINGLE CROSSING
B-1-5	PERPENDICULAR RAMP AT CORNER IN CURB RADIUS WITH DETECTABLE WARNING SETBACK GREATER THAN 5'
B-1-6	COMBINATION RAMP AT CORNER (PARALLEL AND PERPENDICULAR RAMPS)
B-1-7	BLENDED TRANSITION AT CORNER
B-1-8	BLENDED TRANSITION AT CORNER WITH SINGLE CROSSING
B-1-9	FLUSH TRANSITION AT CORNER
B-1-10	SHARED (DIAGONAL) PERPENDICULAR RAMP AT CORNER
B-1-11	RAMPS AT CORNER WITH DIFFERENT SIDEWALK WIDTHS
B-1-12	PERPENDICULAR RAMPS AT CORNER WITH LARGE CURB RADIUS
B-1-13	BLENDED TRANSITION AT CORNER WITH LARGE CURB RADIUS
B-1-14	RAMPS THAT DO NOT ALIGN WITH CROSSWALK
B-1-15	PERPENDICULAR RAMP AT MID-BLOCK LOCATION
B-1-16	PARALLEL RAMP AT MID-BLOCK LOCATION
B-1-17	PARALLEL RAMP (ONE DIRECTION) AT MID-BLOCK LOCATION
B-1-18	COMBINATION RAMP (PARALLEL AND PERPENDICULAR RAMPS) AT MID-BLOCK LOCATION
B-1-19	MEDIAN PASS-THROUGH
B-1-20	MEDIAN PASS-THROUGH WITH RAMPS
B-1-21	ON-GRADE RAMP AT BRIDGE OR OVERPASS

SECTION 2 - ALLEY AND DRIVEWAY SHEETS

SHEET#	SHEET NAME
B-2-1	ALLEY RETURN PLAN VIEW
B-2-2	ALLEY RETURN SECTIONS
B-2-3	DRIVEWAY CONSTRUCTION PLAN VIEWS
B-2-4	DRIVEWAY CONSTRUCTION SECTIONS
B-2-5	ALLEY & DRIVEWAY DETAIL FOR REDUCED WIDTH PEDESTRIAN ACCESS ROUTE

SECTION 3 - NOTES

SHEET#	SHEET NAME
B-3-1	CONVERSION CHARTS
B-3-2	GENERAL NOTES
B-3-3	GENERAL NOTES (CONTINUED)
B-3-4	ADA COMPLIANCE AND TRANSITION GUIDELINES
B-3-5	SEAL

SECTION 4 - DETAILS

SHEET#	SHEET NAME
B-4-1	DETECTABLE WARNING UNIT SIZES
B-4-2	DETECTABLE WARNING DETAILS
B-4-3	CURB & GUTTER DETAILS

City of Chicago
Rahm Emanuel, Mayor
Department of Transportation
Rebecca Hyde, Director
www.cityofchicago.org

DATE	REVISION
02/20/07	REVISION 1
11/15/07	REVISION 2
11/14/08	REVISION 3
11/02/09	REVISION 4
08/10/12	REVISION 5

CITY OF CHICAGO
TABLE OF CONTENTS
SCALE: NOT TO SCALE
DATE: 10/23/2006
DRAWN BY: CDOT
CHECKED BY: LCM

NOTES:

CURB RAMP LAYOUT B-1-2 IS PREFERRED WHEREVER POSSIBLE. WHERE RAMPS ARE LOCATED IN THE CORNER RADIUS, LAYOUT B-1-3 SHALL BE USED.

CURB RAMP PLACEMENT SHALL BE COORDINATED AS REQUIRED TO ALLOW FOR A 4' MINIMUM WIDTH SIDEWALK AROUND EACH CORNER OF INTERSECTION. SIDEWALK NOT TO BE OBSTRUCTED BY CURB RAMPS OR OTHER BARRIERS AND SHALL HAVE A CROSS SLOPE OF 1:64 MAXIMUM.

THE BLENDED TRANSITION LAYOUT B-1-7 (AND SIMILAR) MAY BE USED WHERE TWO RAMPS ARE NOT POSSIBLE DUE TO GEOMETRIC CONSTRAINTS, SUCH AS LIMITED SIDEWALK WIDTH OR GRADE ELEVATIONS. THE BLENDED TRANSITION SHALL NOT BE USED IF ACCESS TO AN EXISTING FACILITY WOULD BE REDUCED.

THE SHARED PERPENDICULAR RAMP AT CORNER LAYOUT B-1-10 IS NOT PREFERRED AND MAY ONLY BE USED WITH PERMISSION FROM THE COMMISSIONER.

SEE SHEET B-3-3 FOR TRANSITION PANEL GUIDELINES.

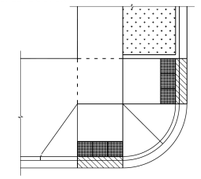

SHEET B-1-2: 2 PERPENDICULAR RAMPS

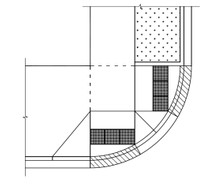

SHEET B-1-3: 2 RAMPS IN RADIUS

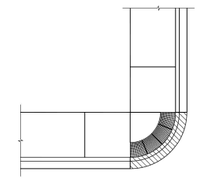

SHEET B-1-7: BLENDED TRANSITION

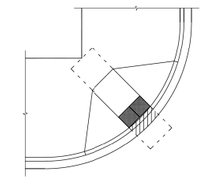

SHEET B-1-10: SHARED PERPENDICULAR RAMP AT CORNER

City of Chicago
Rahm Emanuel, Mayor
Department of Transportation
Rebecca Hyde, Director
www.cityofchicago.org

DATE	REVISION
02/20/07	REVISION 1
11/15/07	REVISION 2
11/14/08	REVISION 3
11/02/09	REVISION 4
08/10/12	REVISION 5

CITY OF CHICAGO
TYPICAL CORNER RAMP LAYOUTS
SHEET B-1-1
SCALE: NOT TO SCALE
DATE: 10/23/2006
DRAWN BY: CDOT
CHECKED BY: LCM

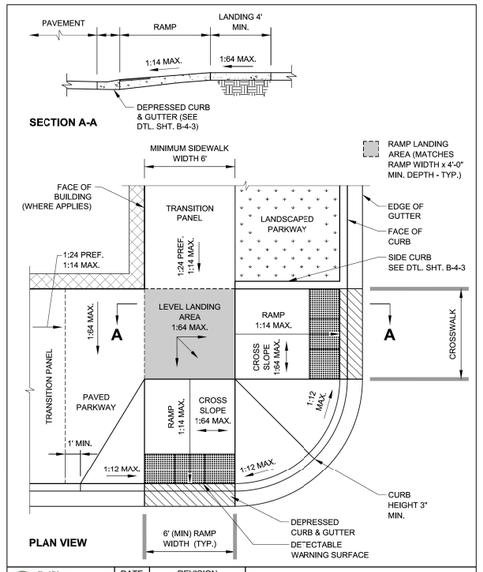

City of Chicago
Rahm Emanuel, Mayor
Department of Transportation
Rebecca Hyde, Director
www.cityofchicago.org

DATE	REVISION
02/20/07	REVISION 1
11/15/07	REVISION 2
11/14/08	REVISION 3
11/02/09	REVISION 4
08/10/12	REVISION 5

CITY OF CHICAGO
2 PERPENDICULAR RAMPS AT CORNER
SHEET B-1-2
SCALE: NOT TO SCALE
DATE: 10/23/2006
DRAWN BY: CDOT
CHECKED BY: LCM

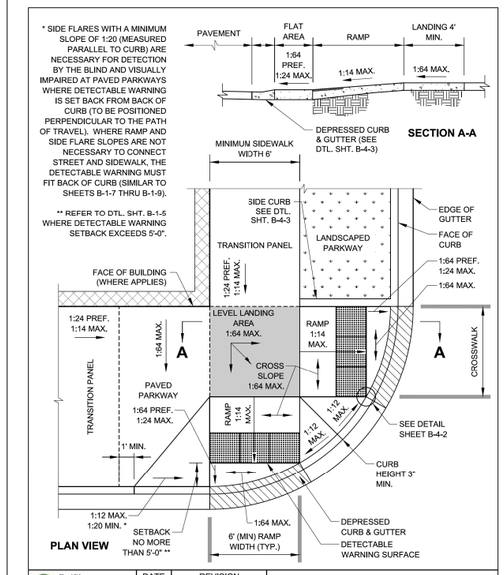

City of Chicago
Rahm Emanuel, Mayor
Department of Transportation
Rebecca Hyde, Director
www.cityofchicago.org

DATE	REVISION
02/20/07	REVISION 1
11/15/07	REVISION 2
11/14/08	REVISION 3
11/02/09	REVISION 4
08/10/12	REVISION 5

CITY OF CHICAGO
2 PERPENDICULAR RAMPS AT CORNER WITH RAMPS IN CURB RADIUS
SHEET B-1-3
SCALE: NOT TO SCALE
DATE: 10/23/2006
DRAWN BY: CDOT
CHECKED BY: LCM

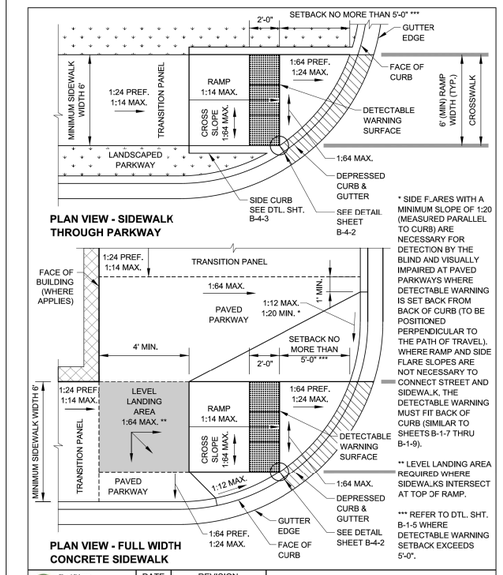

City of Chicago
Rahm Emanuel, Mayor
Department of Transportation
Rebecca Hyde, Director
www.cityofchicago.org

DATE	REVISION
02/20/07	REVISION 1
11/15/07	REVISION 2
11/14/08	REVISION 3
11/02/09	REVISION 4
08/10/12	REVISION 5

CITY OF CHICAGO
PERPENDICULAR RAMP AT CORNER IN CURB RADIUS WITH SINGLE CROSSING
SHEET B-1-4
SCALE: NOT TO SCALE
DATE: 10/23/2006
DRAWN BY: CDOT
CHECKED BY: LCM

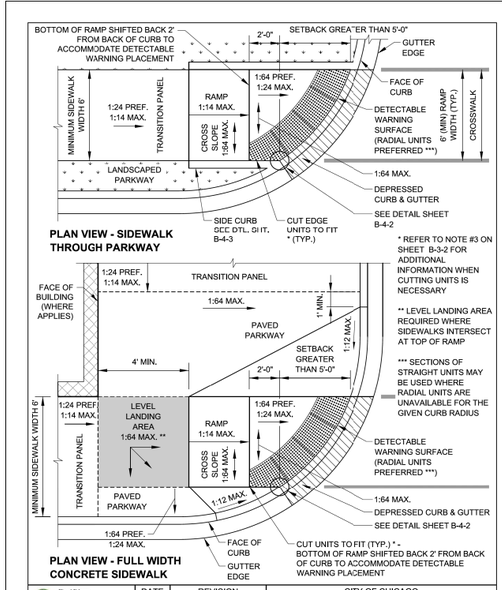

City of Chicago
Rahm Emanuel, Mayor
Department of Transportation
Rebecca Hyde, Director
www.cityofchicago.org

DATE	REVISION
02/20/07	REVISION 1
11/15/07	REVISION 2
11/14/08	REVISION 3
11/02/09	REVISION 4
08/10/12	REVISION 5

CITY OF CHICAGO
PERPENDICULAR RAMP AT CORNER IN CURB RADIUS WITH DETECTABLE WARNING SETBACK GREATER THAN 5'
SHEET B-1-5
SCALE: NOT TO SCALE
DATE: 10/23/2006
DRAWN BY: CDOT
CHECKED BY: LCM

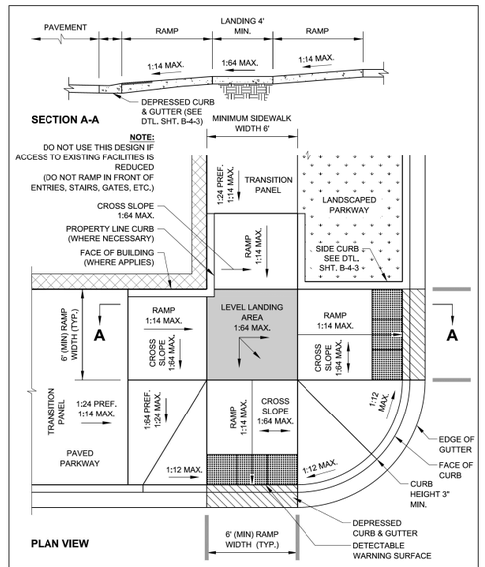

DATE	REVISION
02/20/07	REVISION 1
11/15/07	REVISION 2
11/14/08	REVISION 3
11/02/09	REVISION 4
08/10/12	REVISION 5

City of Chicago Rahm Emanuel, Mayor Department of Transportation Gabe Klein, Commissioner www.cityofchicago.org

CDOT CHICAGO DEPARTMENT OF TRANSPORTATION

CITY OF CHICAGO
COMBINATION RAMP AT CORNER
(PARALLEL AND PERPENDICULAR RAMPS)
SHEET B-1-6

SCALE: NOT TO SCALE
DATE: 10/23/2006
DRAWN BY: CDOT
CHECKED BY: LCM

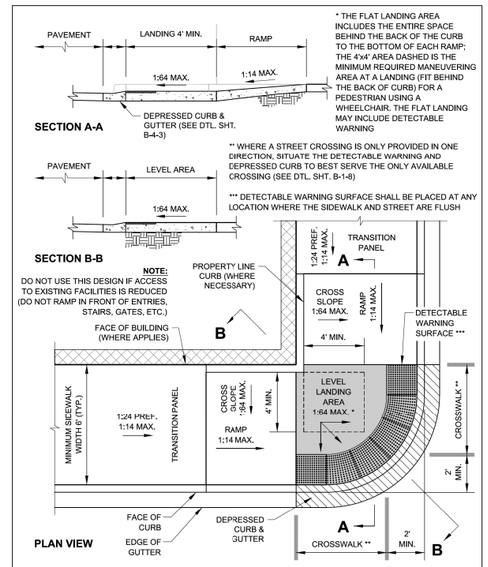

DATE	REVISION
02/20/07	REVISION 1
11/15/07	REVISION 2
11/14/08	REVISION 3
11/02/09	REVISION 4
08/10/12	REVISION 5

City of Chicago Rahm Emanuel, Mayor Department of Transportation Gabe Klein, Commissioner www.cityofchicago.org

CDOT CHICAGO DEPARTMENT OF TRANSPORTATION

CITY OF CHICAGO
BLENDED TRANSITION AT CORNER
SHEET B-1-7

SCALE: NOT TO SCALE
DATE: 10/23/2006
DRAWN BY: CDOT
CHECKED BY: LCM

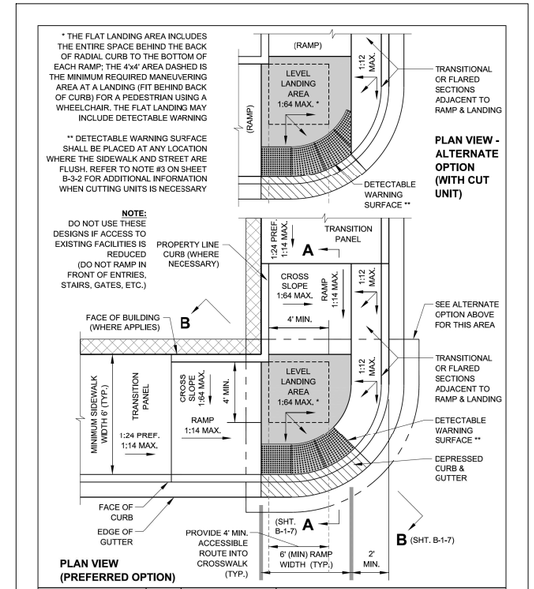

DATE	REVISION
02/20/07	REVISION 1
11/15/07	REVISION 2
11/14/08	REVISION 3
11/02/09	REVISION 4
08/10/12	REVISION 5

City of Chicago Rahm Emanuel, Mayor Department of Transportation Gabe Klein, Commissioner www.cityofchicago.org

CDOT CHICAGO DEPARTMENT OF TRANSPORTATION

CITY OF CHICAGO
BLENDED TRANSITION AT CORNER
WITH SINGLE CROSSING
SHEET B-1-8

SCALE: NOT TO SCALE
DATE: 10/23/2006
DRAWN BY: CDOT
CHECKED BY: LCM

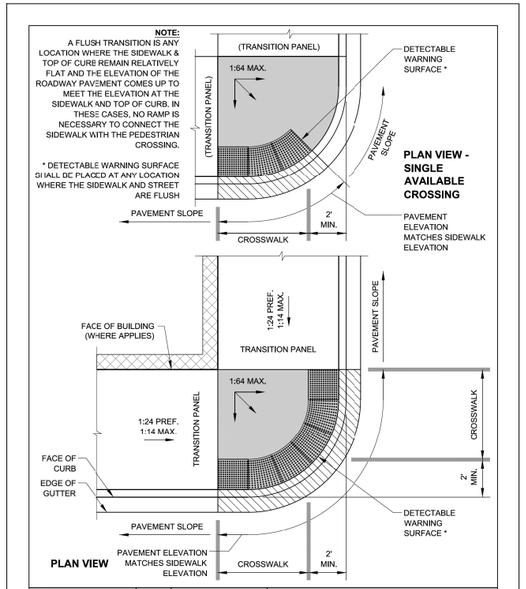

DATE	REVISION
02/20/07	REVISION 1
11/15/07	REVISION 2
11/14/08	REVISION 3
11/02/09	REVISION 4
08/10/12	REVISION 5

City of Chicago Rahm Emanuel, Mayor Department of Transportation Gabe Klein, Commissioner www.cityofchicago.org

CDOT CHICAGO DEPARTMENT OF TRANSPORTATION

CITY OF CHICAGO
FLUSH TRANSITION AT CORNER
SHEET B-1-9

SCALE: NOT TO SCALE
DATE: 10/23/2006
DRAWN BY: CDOT
CHECKED BY: LCM

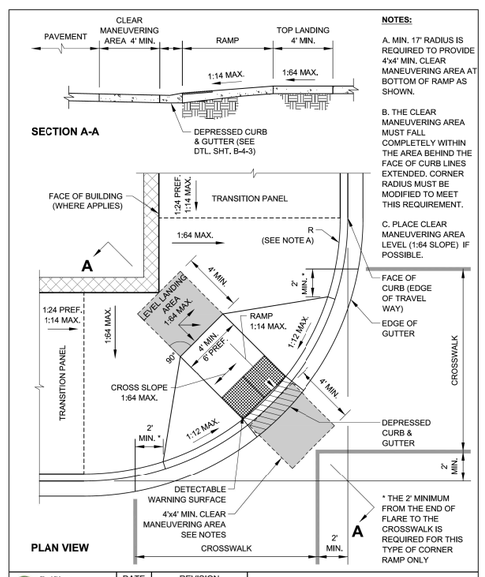

DATE	REVISION
02/20/07	REVISION 1
11/15/07	REVISION 2
11/14/08	REVISION 3
11/02/09	REVISION 4
08/10/12	REVISION 5

City of Chicago Rahm Emanuel, Mayor Department of Transportation Gabe Klein, Commissioner www.cityofchicago.org

CDOT CHICAGO DEPARTMENT OF TRANSPORTATION

CITY OF CHICAGO
SHARED (DIAGONAL) PERPENDICULAR RAMP
AT CORNER
SHEET B-1-10

SCALE: NOT TO SCALE
DATE: 10/23/2006
DRAWN BY: CDOT
CHECKED BY: LCM

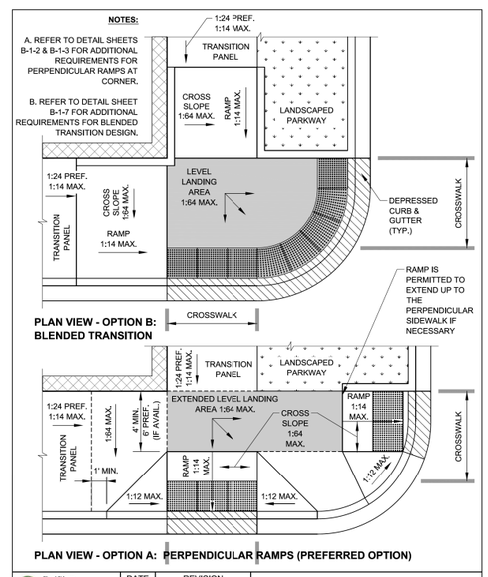

DATE	REVISION
02/20/07	REVISION 1
11/15/07	REVISION 2
11/14/08	REVISION 3
11/02/09	REVISION 4
08/10/12	REVISION 5

City of Chicago Rahm Emanuel, Mayor Department of Transportation Gabe Klein, Commissioner www.cityofchicago.org

CDOT CHICAGO DEPARTMENT OF TRANSPORTATION

CITY OF CHICAGO
RAMPS AT CORNER WITH DIFFERENT
SIDEWALK WIDTHS
SHEET B-1-11

SCALE: NOT TO SCALE
DATE: 10/23/2006
DRAWN BY: CDOT
CHECKED BY: LCM

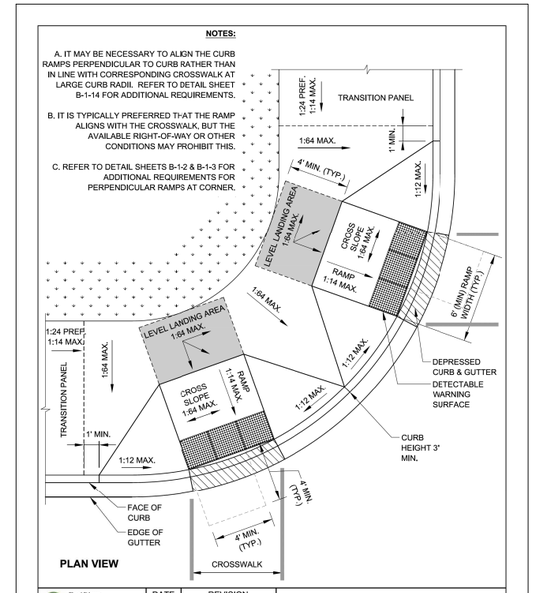

DATE	REVISION
02/20/07	REVISION 1
11/15/07	REVISION 2
11/14/08	REVISION 3
11/02/09	REVISION 4
08/10/12	REVISION 5

City of Chicago Rahm Emanuel, Mayor Department of Transportation Gabe Klein, Commissioner www.cityofchicago.org

CDOT CHICAGO DEPARTMENT OF TRANSPORTATION

CITY OF CHICAGO
PERPENDICULAR RAMPS AT CORNER WITH
LARGE CURB RADIUS
SHEET B-1-12

SCALE: NOT TO SCALE
DATE: 10/23/2006
DRAWN BY: CDOT
CHECKED BY: LCM

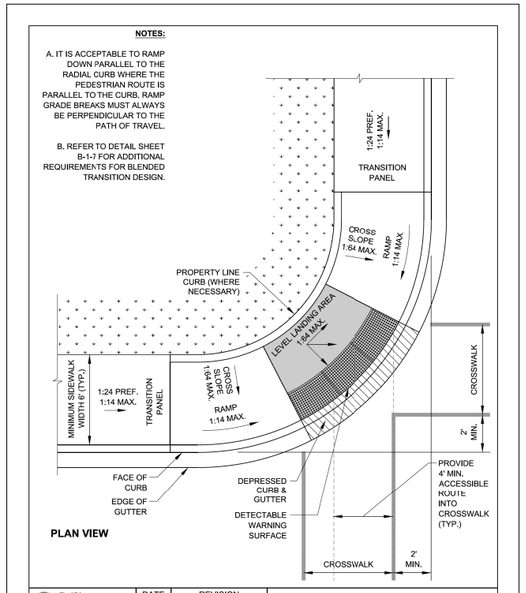

DATE	REVISION
02/20/07	REVISION 1
11/15/07	REVISION 2
11/14/08	REVISION 3
11/02/09	REVISION 4
08/10/12	REVISION 5

City of Chicago Rahm Emanuel, Mayor Department of Transportation Gabe Klein, Commissioner www.cityofchicago.org

CDOT CHICAGO DEPARTMENT OF TRANSPORTATION

CITY OF CHICAGO
BLENDED TRANSITION AT CORNER WITH
LARGE CURB RADIUS
SHEET B-1-13

SCALE: NOT TO SCALE
DATE: 10/23/2006
DRAWN BY: CDOT
CHECKED BY: LCM

CDOT
CHICAGO DEPARTMENT OF TRANSPORTATION

REVISIONS

NO.	BY	DATE	DESCRIPTION

CITY OF CHICAGO
DEPARTMENT OF TRANSPORTATION
DIVISION OF ENGINEERING

2021 ARTERIAL STREET RESURFACING
FAR SOUTH AREA B-7-176

ADA RAMP DETAILS

CITY OF CHICAGO
ADA STANDARDS

SCALE: N.T.S.

SHEET NO.
187

DATE: 4/19/2021

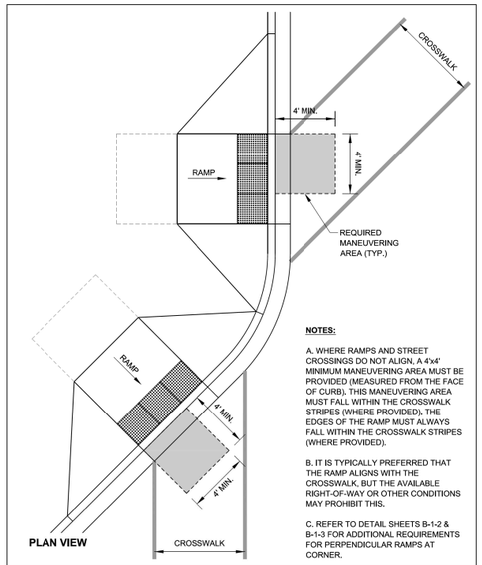

NOTES:

A. WHERE RAMPS AND STREET CROSSINGS DO NOT ALIGN, A 4'x4' MINIMUM MANEUVERING AREA MUST BE PROVIDED (MEASURED FROM THE FACE OF CURB). THIS MANEUVERING AREA MUST FALL WITHIN THE CROSSWALK STRIPES (WHERE PROVIDED). THE EDGES OF THE RAMP MUST ALWAYS FALL WITHIN THE CROSSWALK STRIPES (WHERE PROVIDED).

B. IT IS TYPICALLY PREFERRED THAT THE RAMP ALIGNS WITH THE CROSSWALK, BUT THE AVAILABLE RIGHT-OF-WAY OR OTHER CONDITIONS MAY PROHIBIT THIS.

C. REFER TO DETAIL SHEETS B-1-2 & B-1-3 FOR ADDITIONAL REQUIREMENTS FOR PERPENDICULAR RAMPS AT CORNER.

City of Chicago
Rahm Emanuel, Mayor
Department of Transportation
Gabe Klein, Commissioner
www.cityofchicago.org

CDOT
CHICAGO DEPARTMENT OF TRANSPORTATION

DATE	REVISION
02/20/07	REVISION 1
11/15/07	REVISION 2
11/14/08	REVISION 3
11/02/09	REVISION 4
08/10/12	REVISION 5

CITY OF CHICAGO
RAMPS TH-AT DO NOT ALIGN WITH CROSSWALK
SHEET B-1-14

SCALE: NOT TO SCALE
DATE: 10/23/2006
DRAWN BY: CDOT
CHECKED BY: LCM

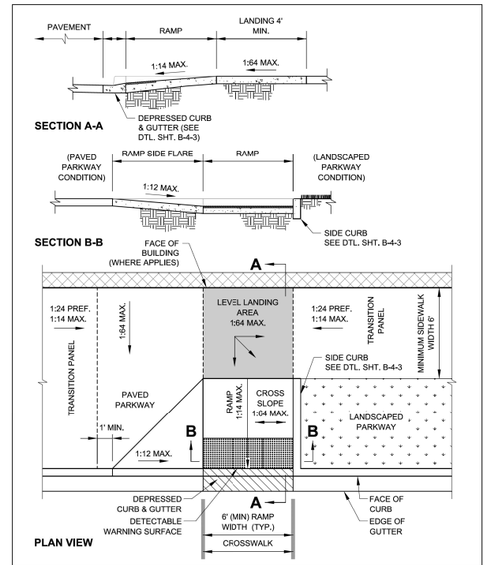

City of Chicago
Rahm Emanuel, Mayor
Department of Transportation
Gabe Klein, Commissioner
www.cityofchicago.org

CDOT
CHICAGO DEPARTMENT OF TRANSPORTATION

DATE	REVISION
02/20/07	REVISION 1
11/15/07	REVISION 2
11/14/08	REVISION 3
11/02/09	REVISION 4
08/10/12	REVISION 5

CITY OF CHICAGO
PERPENDICULAR RAMP AT MID-BLOCK LOCATION
SHEET B-1-15

SCALE: NOT TO SCALE
DATE: 10/23/2006
DRAWN BY: CDOT
CHECKED BY: LCM

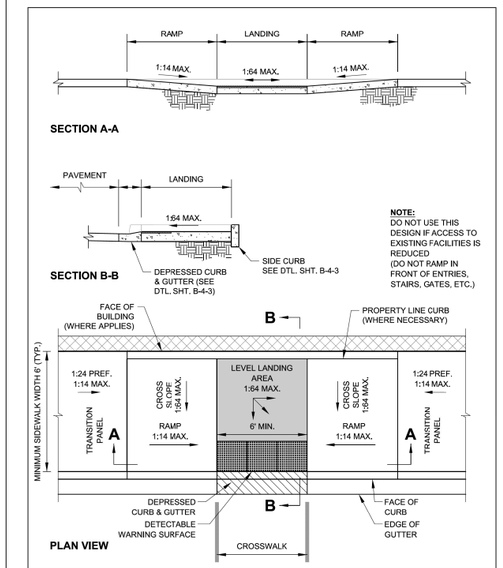

City of Chicago
Rahm Emanuel, Mayor
Department of Transportation
Gabe Klein, Commissioner
www.cityofchicago.org

CDOT
CHICAGO DEPARTMENT OF TRANSPORTATION

DATE	REVISION
02/20/07	REVISION 1
11/15/07	REVISION 2
11/14/08	REVISION 3
11/02/09	REVISION 4
08/10/12	REVISION 5

CITY OF CHICAGO
PARALLEL RAMP AT MID-BLOCK LOCATION
SHEET B-1-16

SCALE: NOT TO SCALE
DATE: 10/23/2006
DRAWN BY: CDOT
CHECKED BY: LCM

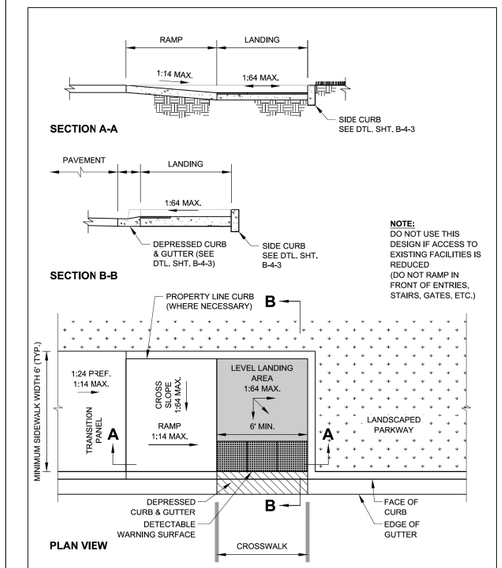

City of Chicago
Rahm Emanuel, Mayor
Department of Transportation
Gabe Klein, Commissioner
www.cityofchicago.org

CDOT
CHICAGO DEPARTMENT OF TRANSPORTATION

DATE	REVISION
02/20/07	REVISION 1
11/15/07	REVISION 2
11/14/08	REVISION 3
11/02/09	REVISION 4
08/10/12	REVISION 5

CITY OF CHICAGO
PARALLEL RAMP (ONE DIRECTION)
AT MID-BLOCK LOCATION
SHEET B-1-17

SCALE: NOT TO SCALE
DATE: 10/23/2006
DRAWN BY: CDOT
CHECKED BY: LCM

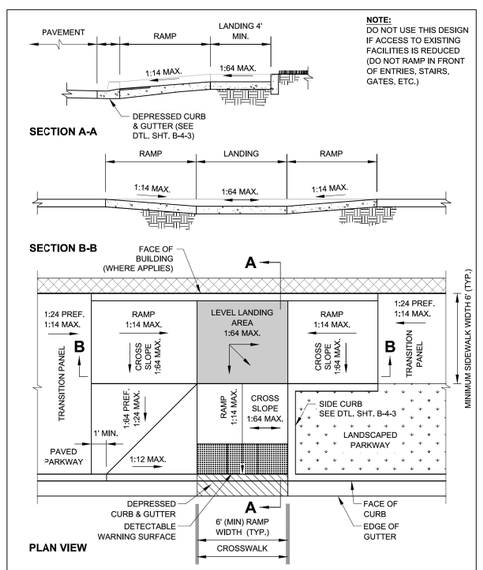

NOTE:
DO NOT USE THIS DESIGN IF ACCESS TO EXISTING FACILITIES IS REDUCED (DO NOT RAMP IN FRONT OF ENTRIES, STAIRS, GATES, ETC.)

City of Chicago
Rahm Emanuel, Mayor
Department of Transportation
Gabe Klein, Commissioner
www.cityofchicago.org

CDOT
CHICAGO DEPARTMENT OF TRANSPORTATION

DATE	REVISION
02/20/07	REVISION 1
11/15/07	REVISION 2
11/14/08	REVISION 3
11/02/09	REVISION 4
08/10/12	REVISION 5

CITY OF CHICAGO
COMBINATION RAMP (PARALLEL AND PERPENDICULAR RAMPS) AT MID-BLOCK LOCATION
SHEET B-1-18

SCALE: NOT TO SCALE
DATE: 10/23/2006
DRAWN BY: CDOT
CHECKED BY: LCM

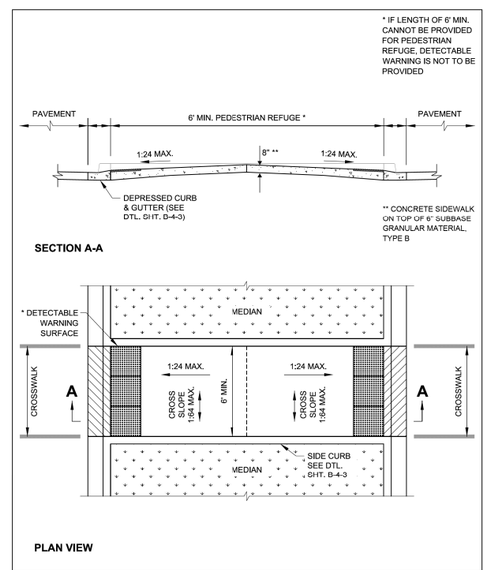

City of Chicago
Rahm Emanuel, Mayor
Department of Transportation
Gabe Klein, Commissioner
www.cityofchicago.org

CDOT
CHICAGO DEPARTMENT OF TRANSPORTATION

DATE	REVISION
02/20/07	REVISION 1
11/15/07	REVISION 2
11/14/08	REVISION 3
11/02/09	REVISION 4
08/10/12	REVISION 5
01/01/14	REVISION 6

CITY OF CHICAGO
MEDIAN PASS-THROUGH
SHEET B-1-19

SCALE: NOT TO SCALE
DATE: 10/23/2006
DRAWN BY: CDOT
CHECKED BY: GK

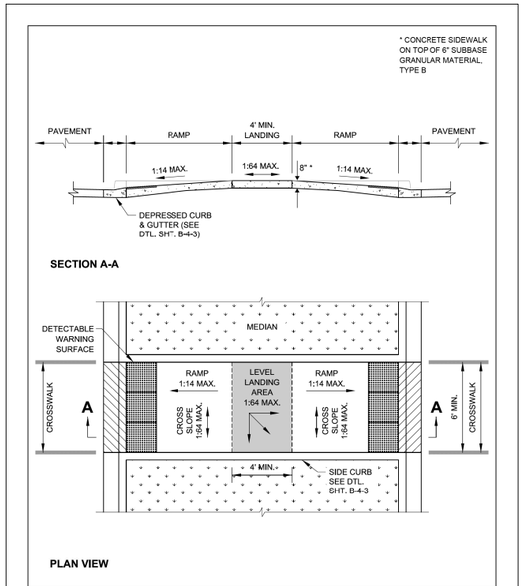

City of Chicago
Rahm Emanuel, Mayor
Department of Transportation
Gabe Klein, Commissioner
www.cityofchicago.org

CDOT
CHICAGO DEPARTMENT OF TRANSPORTATION

DATE	REVISION
02/20/07	REVISION 1
11/15/07	REVISION 2
11/14/08	REVISION 3
11/02/09	REVISION 4
08/10/12	REVISION 5
01/01/14	REVISION 6

CITY OF CHICAGO
MEDIAN PASS-THROUGH WITH RAMPS
SHEET B-1-20

SCALE: NOT TO SCALE
DATE: 10/23/2006
DRAWN BY: CDOT
CHECKED BY: GK

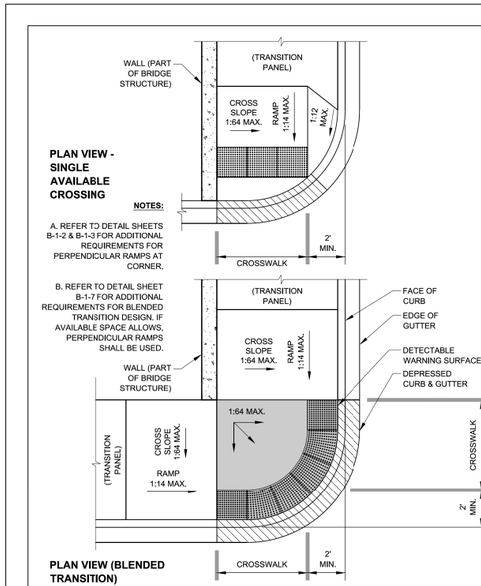

City of Chicago
Rahm Emanuel, Mayor
Department of Transportation
Gabe Klein, Commissioner
www.cityofchicago.org

CDOT
CHICAGO DEPARTMENT OF TRANSPORTATION

DATE	REVISION
02/20/07	REVISION 1
11/15/07	REVISION 2
11/14/08	REVISION 3
11/02/09	REVISION 4
08/10/12	REVISION 5

CITY OF CHICAGO
ON-GRADE RAMP AT BRIDGE OR OVERPASS
SHEET B-1-21

SCALE: NOT TO SCALE
DATE: 10/23/2006
DRAWN BY: CDOT
CHECKED BY: LCM

CDOT
CHICAGO DEPARTMENT OF TRANSPORTATION

REVISIONS

NO.	BY	DATE	DESCRIPTION

CITY OF CHICAGO
DEPARTMENT OF TRANSPORTATION
DIVISION OF ENGINEERING

2021 ARTERIAL STREET RESURFACING
FAR SOUTH AREA B-7-176

ADA RAMP DETAILS

CITY OF CHICAGO
ADA STANDARDS

SCALE: N.T.S.

SHEET NO.
188

DATE: 4/19/2021

NOTES:

A. DETECTABLE WARNING IS NOT REQUIRED AT ALLEY RETURNS.

B. RAMP DETAILS ARE DEPENDENT UPON SITE SPECIFIC CONDITIONS (WHERE RAMPS ARE NECESSARY). SEE APPROPRIATE RAMP SHEET AS REQUIRED (TYP.).

C. SEE DETAIL B-2-5 FOR REDUCED WIDTH (4' MIN.) PEDESTRIAN ACCESSIBLE ROUTE ACROSS ALLEY / DRIVEWAY (TO ALLOW FOR ADDITIONAL SLOPE AT ALLEY / DRIVEWAY).

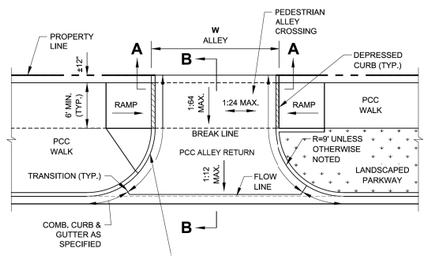

PLAN VIEW

NOTE:
WORK THIS SHEET WITH SHEET B-2-2.

City of Chicago
Rahm Emanuel, Mayor
Department of Transportation
Gabe Klein, Commissioner
www.cityofchicago.org
CDOT
CHICAGO DEPARTMENT OF TRANSPORTATION

DATE	REVISION
02/20/07	REVISION 1
11/15/07	REVISION 2
11/14/08	REVISION 3
11/02/09	REVISION 4
08/10/12	REVISION 5
01/01/14	REVISION 6

CITY OF CHICAGO
ALLEY RETURN PLAN VIEW
SHEET B-2-1

SCALE: NOT TO SCALE
DATE: 10/23/2006
DRAWN BY: CDOT
CHECKED BY: GK

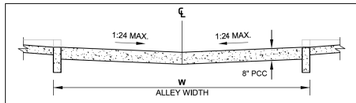

SECTION A-A: CROSS SECTION AT PROPERTY LINE

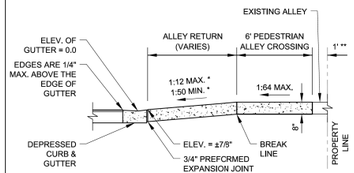

SECTION B-B: LONGITUDINAL SECTION SHOWING DEPRESSED CURB & GUTTER

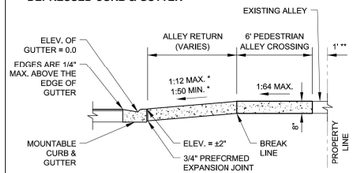

SECTION B-B: LONGITUDINAL SECTION SHOWING MOUNTABLE CURB & GUTTER

ALLEY RETURN NOTES:

A. WHEN A PORTION OF AN EXISTING PAVED ALLEY IS REMOVED TO ADJUST THE ALLEY PAVEMENT TO THE NEW GRADE, 3/4" PREFORMED EXPANSION JOINT MATERIAL SHALL BE PLACED ON THE PROPERTY LINE OTHERWISE THE JOINT IS OMITTED. THE COST OF FURNISHING AND PLACING THE 3/4" PREFORMED EXPANSION JOINT MATERIAL SHALL BE INCLUDED IN THE COST OF THE PORTLAND CEMENT CONCRETE ALLEY RETURN.

B. SAWED JOINTS SHALL BE SEALED WITH A POURED MATERIAL MEETING THE REQUIREMENTS OF SECTION 1050 OF THE SSRBC.

* SLOPE VARIES AND IS NOT GOVERNED BY ADA

** THE SLOPE OF THE ALLEY IN THE 1' SPACE ADJACENT TO THE PROPERTY LINE MAY BE ALTERED UP TO 10% TO MEET EXISTING CONDITIONS

NOTE:
WORK THIS SHEET WITH SHEET B-2-1.

City of Chicago
Rahm Emanuel, Mayor
Department of Transportation
Gabe Klein, Commissioner
www.cityofchicago.org
CDOT
CHICAGO DEPARTMENT OF TRANSPORTATION

DATE	REVISION
02/20/07	REVISION 1
11/15/07	REVISION 2
11/14/08	REVISION 3
11/02/09	REVISION 4
08/10/12	REVISION 5
01/01/14	REVISION 6

CITY OF CHICAGO
ALLEY RETURN SECTIONS
SHEET B-2-2

SCALE: NOT TO SCALE
DATE: 10/23/2006
DRAWN BY: CDOT
CHECKED BY: GK

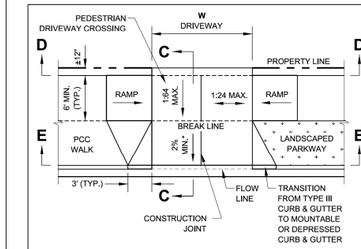

OPTION A - DRIVEWAY WITH FLARES

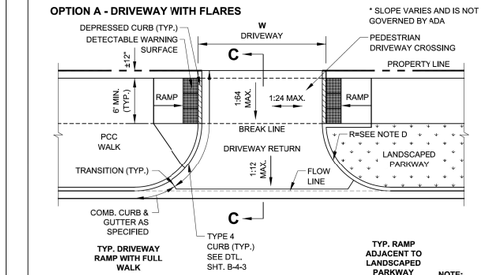

OPTION B - COMMERCIAL AND RESIDENTIAL DRIVEWAY WITH CURB
FOR USE WITH TRAFFIC SIGNALIZATION APPROVED BY CITY ORDINANCE

ALLEY NOTES:

A. DETECTABLE WARNING IS NOT REQUIRED AT NON-SIGNALIZED DRIVEWAYS.

B. RAMP DETAILS ARE DEPENDENT UPON SITE SPECIFIC CONDITIONS (WHERE RAMPS ARE NECESSARY). SEE APPROPRIATE RAMP SHEET AS REQUIRED (TYP.).

C. SEE DETAIL B-2-5 FOR REDUCED WIDTH (4' MIN.) PEDESTRIAN ACCESSIBLE ROUTE ACROSS ALLEY / DRIVEWAY (TO ALLOW FOR ADDITIONAL SLOPE AT ALLEY / DRIVEWAY).

D. DEPENDENT UPON TYPE & VOLUME OF TRAFFIC.

* SLOPE VARIES AND IS NOT GOVERNED BY ADA

NOTE:
WORK THIS SHEET WITH SHEET B-2-4.

City of Chicago
Rahm Emanuel, Mayor
Department of Transportation
Gabe Klein, Commissioner
www.cityofchicago.org
CDOT
CHICAGO DEPARTMENT OF TRANSPORTATION

DATE	REVISION
02/20/07	REVISION 1
11/15/07	REVISION 2
11/14/08	REVISION 3
11/02/09	REVISION 4
08/10/12	REVISION 5

CITY OF CHICAGO
DRIVEWAY CONSTRUCTION PLAN VIEWS
SHEET B-2-3

SCALE: NOT TO SCALE
DATE: 10/23/2006
DRAWN BY: CDOT
CHECKED BY: LCM

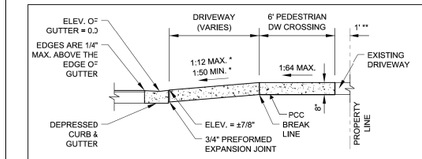

SECTION C-C: SECTION SHOWING DEPRESSED CURB & GUTTER

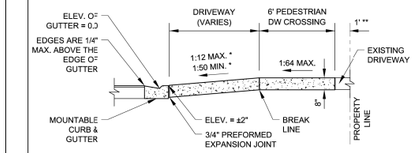

SECTION C-C: SECTION SHOWING MOUNTABLE CURB & GUTTER

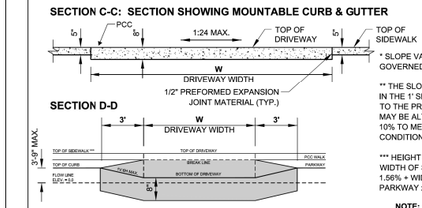

SECTION D-D

SECTION E-E

* SLOPE VARIES AND IS NOT GOVERNED BY ADA

** THE SLOPE OF THE ALLEY IN THE 1' SPACE ADJACENT TO THE PROPERTY LINE MAY BE ALTERED UP TO 10% TO MEET EXISTING CONDITIONS

*** HEIGHT OF FLARE + WIDTH OF SIDEWALK x 1.56% + WIDTH OF PARKWAY x 1.56% TO 4%

NOTE:
WORK THIS SHEET WITH SHEET B-2-3.

City of Chicago
Rahm Emanuel, Mayor
Department of Transportation
Gabe Klein, Commissioner
www.cityofchicago.org
CDOT
CHICAGO DEPARTMENT OF TRANSPORTATION

DATE	REVISION
02/20/07	REVISION 1
11/15/07	REVISION 2
11/14/08	REVISION 3
11/02/09	REVISION 4
08/10/12	REVISION 5
01/01/14	REVISION 6

CITY OF CHICAGO
DRIVEWAY CONSTRUCTION SECTIONS
SHEET B-2-4

SCALE: NOT TO SCALE
DATE: 10/23/2006
DRAWN BY: CDOT
CHECKED BY: GK

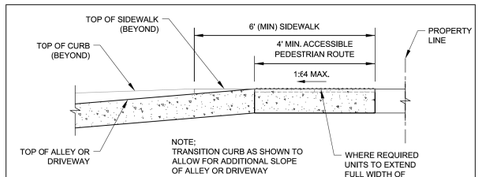

SECTION A-A

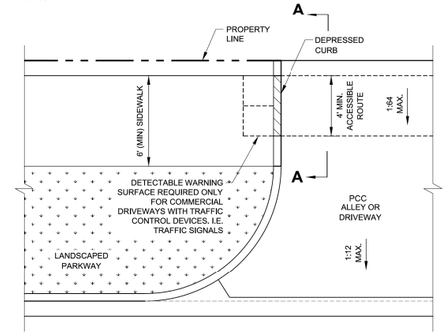

PLAN VIEW

City of Chicago
Rahm Emanuel, Mayor
Department of Transportation
Gabe Klein, Commissioner
www.cityofchicago.org
CDOT
CHICAGO DEPARTMENT OF TRANSPORTATION

DATE	REVISION
02/20/07	REVISION 1
11/15/07	REVISION 2
11/14/08	REVISION 3
11/02/09	REVISION 4
08/10/12	REVISION 5
01/01/14	REVISION 6

CITY OF CHICAGO
ALLEY & DRIVEWAY DETAIL FOR REDUCED WIDTH PEDESTRIAN ACCESS ROUTE
SHEET B-2-5

SCALE: NOT TO SCALE
DATE: 10/23/2006
DRAWN BY: CDOT
CHECKED BY: GK

SLOPE CONVERSION CHART

% SLOPE	SLOPE RATIO	INCHES PER FOOT	DECIMAL FEET PER FOOT
16.67%	1:6	2"	0.167'
10%	1:10	1 1/4"	0.104'
8.33%	1:12	1"	0.083'
7.14%	1:14	7/8"	0.073'
5%	1:20	5/8"	0.052'
4.17%	1:24	1/2"	0.042'
2%	1:50	1/4"	0.021'
1.56%	1:64	3/16"	0.016'

City of Chicago
Rahm Emanuel, Mayor
Department of Transportation
Gabe Klein, Commissioner
www.cityofchicago.org
CDOT
CHICAGO DEPARTMENT OF TRANSPORTATION

DATE	REVISION
02/20/07	REVISION 1
11/15/07	REVISION 2
11/14/08	REVISION 3
11/02/09	REVISION 4
08/10/12	REVISION 5

CITY OF CHICAGO
CONVERSION CHARTS
SHEET B-3-1

SCALE: NOT TO SCALE
DATE: 10/23/2006
DRAWN BY: CDOT
CHECKED BY: LCM

GENERAL NOTES:

1. THE DETECTABLE WARNING USED SHALL BE CHOSEN FROM THE CHICAGO DEPARTMENT OF TRANSPORTATION LIST OF APPROVED DETECTABLE WARNING PRODUCTS (AVAILABLE ON THE CITY OF CHICAGO WEBSITE). IT IS NOT ACCEPTABLE TO INSTALL TWO DIFFERENT DETECTABLE WARNING PRODUCTS ADJACENT TO ONE ANOTHER AT ANY LOCATION. IN THE CENTRAL BUSINESS DISTRICT, GRANITE OR OTHER SPECIALTY PAVING MATERIALS MAY BE SUBMITTED TO THE COMMISSIONER FOR APPROVAL.

2. THE DETECTABLE WARNING MUST BE INSTALLED A MAXIMUM OF 8" OR LESS FROM FACE OF CURB (SEE DETAIL SHEET B-4-2).

3. THE DETECTABLE WARNING MUST COVER FULL WIDTH OF RAMP EXCLUDING SIDE FLARES FOR A MINIMUM UNOBSTRUCTED DEPTH OF 24". THE DETECTABLE WARNING LOCATED ON THE SURFACES OF RAMPS IS TYPICALLY ORIENTED PERPENDICULAR TO THE RUN OF THE RAMP UNLESS SPECIAL CIRCUMSTANCES OCCUR (SEE DETAIL SHEET B-1-5). THE DETECTABLE WARNING MUST BE PROVIDED FOR A MINIMUM DEPTH OF 24" FOR THE ENTIRE LENGTH OF THE SIDEWALK WHERE THE SIDEWALK IS FLUSH WITH THE STREET (DEPRESSED CURB OR FLUSH TRANSITION). IF IT IS NECESSARY TO CUT A UNIT(S) IN THE PROVISION OF A COMPLIANT RAMP OR SIDEWALK WITH 24" MINIMUM DEPTH OF DETECTABLE WARNING, THE UNITS SHALL BE CUT IN A NEAT AND WORKMANLIKE MANNER PER MANUFACTURER'S REQUIREMENTS WITH A MINIMUM OF THREE PINS OR ANCHOR POINTS (WHERE APPLICABLE). THE UNITS SHALL BE ARRANGED SO THAT THE CUT UNITS ARE LARGE ENOUGH TO BE PROPERLY AND ADEQUATELY SECURED. CUT UNITS SHALL NOT BE USED UNLESS ALL OTHER DESIGN OPTIONS HAVE BEEN EXHAUSTED. THE USE OF SALVAGE PIECES FROM UNITS THAT ARE CUT WILL NOT BE PERMITTED WITHOUT WRITTEN APPROVAL OF THE COMMISSIONER. CUT UNIT SALVAGE PIECES NOT APPROVED FOR USE MUST BE REMOVED FROM THE SITE AND DISPOSED OF PROPERLY.

4. WHERE APPLICABLE, A COMBINATION OF STRAIGHT AND RADIAL DETECTABLE WARNING UNITS MAY BE USED ON COMPOUND AND LARGE RADII. CONTRACTOR MUST MAKE THIS DETERMINATION AND VERIFY IN FIELD.

5. THE DETECTABLE WARNING MUST CONTRAST WITH ADJACENT PAVEMENT. IF LIGHT COLORED PAVEMENT IS USED THE DETECTABLE WARNING COLOR SHALL BE RED. IF A DARK COLORED PAVEMENT IS USED THE DETECTABLE WARNING COLOR SHALL BE YELLOW. CONTRACTOR TO VERIFY THAT PROPER CONTRAST IS OBTAINED.

6. PRIOR TO PLACING CONCRETE FOR DEPRESSED CURBS, RAMPS, OR SIDEWALKS THE CONTRACTOR SHALL VERIFY THAT LAYOUT OR DESIGN COMPLIES WITH THE REQUIREMENTS OF THE CDOT ADA STANDARDS.

7. RAMP WIDTH MUST BE A MINIMUM OF 6'-0" AND IN INCREMENTS OF 1'-0", EXCEPT WHEN USING THE PERPENDICULAR RAMP AT CORNER (OR OTHER SPECIAL CDOT APPROVED CONDITIONS), WHICH HAS A MINIMUM WIDTH OF 4'-0".

8. THE MAXIMUM ALLOWABLE RAMP RUNNING SLOPE IS 1:14, MEASURED AT ANY PORTION OF THE RAMP. IF POSSIBLE, A MORE GRADUAL SLOPE SHALL BE USED. GRADE BREAKS AT THE TOP AND BOTTOM OF RAMPS SHALL BE PERPENDICULAR TO THE DIRECTION OF RAMP RUN.

9. THE MAXIMUM ALLOWABLE RAMP CROSS SLOPE IS 1:64, MEASURED AT ANY PORTION OF THE RAMP. IF POSSIBLE, A MORE GRADUAL SLOPE SHALL BE USED.

10. THE MAXIMUM ALLOWABLE RAMP LANDING SLOPE IS 1:64, MEASURED AT ANY LOCATION AND IN ANY DIRECTION ON THE LANDING. THE RAMP LANDING WIDTH SHALL MATCH THE FULL WIDTH OF THE RAMP FOR A MINIMUM UNOBSTRUCTED DEPTH OF 4'-0". RAMP LANDINGS SHALL BE PROVIDED AT THE TOP AND/OR BOTTOM OF RAMPS WHERE TURNING IS REQUIRED.

11. RAMP SIDE FLARES SHALL BE INSTALLED AT ANY LOCATION WHERE THE SURFACE ADJACENT TO THE RAMP SURFACE IS INTENDED FOR PEDESTRIAN USE. TRIPPING HAZARDS, INCLUDING STEPS, DROP-OFFS, OR CURBS SHALL NOT BE LOCATED WITHIN THE LIMITS OF THE SIDEWALK. RAMP SIDE FLARES ARE NOT REQUIRED WHERE THE SURFACE ADJACENT TO THE RAMP SURFACE IS LANDSCAPED OR IS OCCUPIED BY A BARRIER THAT BLOCKS PEDESTRIAN ACCESS. EXCEPTIONS TO THIS RULE MAY BE SUBMITTED TO THE COMMISSIONER FOR APPROVAL.

City of Chicago
Rahm Emanuel, Mayor
Department of Transportation
Gabe Klein, Commissioner
www.cityofchicago.org
CDOT
CHICAGO DEPARTMENT OF TRANSPORTATION

DATE	REVISION
02/20/07	REVISION 1
11/15/07	REVISION 2
11/14/08	REVISION 3
11/02/09	REVISION 4
08/10/12	REVISION 5

CITY OF CHICAGO
GENERAL NOTES
SHEET B-3-2

SCALE: NOT TO SCALE
DATE: 10/23/2006
DRAWN BY: CDOT
CHECKED BY: LCM

GENERAL NOTES (CONTINUED):

12. UTILITIES, SUCH AS LIGHT POLES, TRAFFIC POLES AND HYDRANTS, MAY BE LOCATED IN THE FLARE OF THE RAMP BUT ARE NOT ALLOWED ON THE RAMP SURFACE OR LANDING AREAS. EXISTING UTILITY STRUCTURE LIDS MAY REMAIN WITHIN THE FLARE OR ON THE SURFACE OF THE RAMP IF THE REQUIREMENTS OF GENERAL NOTE #19 ARE MET.

13. ALL LOCATIONS WITH TYPE 4 OR TYPE B CURB (EXCEPT ALLEY APRONS) SHALL BE CONSTRUCTED AS CURB AND GUTTER TYPE B.12 THROUGH THE LIMITS OF THE CORNER AND THE CURB RAMPS.

14. ALTERATIONS SHALL NOT DECREASE THE ACCESSIBILITY TO EXISTING FACILITIES, SIDEWALKS LEADING TO EXISTING FACILITIES, OR DOOR OR GATE ACCESS POINTS TO FACILITIES. THE ELEVATION AT THE EXISTING PROPERTY LINE OR FACILITY ACCESS POINT SHALL BE MAINTAINED AT A MINIMUM. ANY ALTERATIONS ADJACENT TO OR AFFECTING A FACILITY ACCESS POINT SHALL RESULT IN IMPROVED ACCESS OR AT A MINIMUM A REPLICATION OF EXISTING CONDITIONS, INCLUDING SIDEWALK SLOPES AND SURFACE CONDITIONS. FACILITIES INCLUDE, BUT ARE NOT LIMITED TO PRIVATE BUSINESSES, PUBLIC BUILDINGS, RESIDENCES, BUS STOPS, PUBLIC BENCHES, PAY PHONES, AND PARKING METERS.

15. THE MINIMUM CROSSWALK WIDTH IS 6'-0". CROSSWALKS SHALL BE LOCATED AS SHOWN IN THE PLAN SHEETS DEPENDING ON THE TYPE OF CURB RAMP USED, BEYOND THE CURB FACE AT THE BASE OF CURB RAMPS, A CLEAR SPACE OF 4'-0" BY 4'-0" MINIMUM SHALL BE PROVIDED WITHIN THE STRIPES OF THE CROSSWALK (WHERE PROVIDED).

16. IF SIDEWALK AND ALLEY ARE AT THE SAME GRADE, A RAMP IS NOT REQUIRED. IF SIDEWALK AND DRIVEWAY ARE AT THE SAME GRADE, A RAMP IS NOT REQUIRED BUT DETECTABLE WARNING UNITS ARE STILL REQUIRED IF THE DRIVEWAY HAS TRAFFIC CONTROL DEVICES (I.E. TRAFFIC SIGNALS).

17. MAIN LINE SIDEWALK SHALL HAVE A MAXIMUM CROSS SLOPE NOT TO EXCEED 1:64 FOR THE FULL WIDTH OF WALK UNLESS OTHERWISE APPROVED BY THE COMMISSIONER. WHERE TURNING IS REQUIRED AND WHERE SIDEWALKS INTERSECT, THE SLOPE OF THE SIDEWALK SHALL NOT EXCEED 1:64 IN ANY DIRECTION.

18. MAIN LINE SIDEWALK RUNNING SLOPES SHALL NOT EXCEED 1:24 OR THE GENERAL GRADE ESTABLISHED FOR THE ADJACENT STREET, WHICH EVER IS HIGHER.

19. THERE SHALL BE NO VERTICAL LEVEL DIFFERENCES BETWEEN SURFACES GREATER THAN 1/4" ON THE MAIN LINE SIDEWALK. THERE SHALL BE NO HORIZONTAL GAPS OR OPENINGS GREATER THAN 1/2" ON THE MAIN LINE SIDEWALK.

20. WHERE OBSTRUCTIONS EXIST ON THE MAINLINE SIDEWALK, THE CLEAR WIDTH OF USEABLE SIDEWALK SHALL NOT BE LESS THAN 4'-0". OBSTRUCTIONS INCLUDE, BUT ARE NOT LIMITED TO SIDEWALK BENCHES, FIRE HYDRANTS, SIGNAL OR LIGHT POLES, NEWSPAPER DISPENSERS, TRASH RECEPTACLES, AND UTILITY PEDESTALS.

21. CURB RAMPS AND LANDING (KEYSTONE) TO BE CONSTRUCTED WITH 8" THICK CONCRETE AT ALL TRAFFIC SIGNALIZED INTERSECTIONS AND INDUSTRIAL STREET INTERSECTIONS. AT ALL OTHER LOCATIONS, 5" THICK CONCRETE TO BE USED.

22. DEPRESSED CURB, RAMP, OR SIDEWALK DESIGNS OR LAYOUTS SHALL MAINTAIN OR IMPROVE EXISTING DRAINAGE AND THE EXISTING INTERSECTION GEOMETRY SHALL NOT BE MODIFIED WITHOUT CDOT APPROVAL.

23. ALL CONSTRUCTION DOCUMENTS MUST BE STAMPED BY A LICENSED ARCHITECT/LANDSCAPE ARCHITECT/ ENGINEER TO CERTIFY THAT THEY ARE IN ACCORDANCE WITH THE AMERICANS WITH DISABILITIES ACT (ADA) AND ALL CODES AND BUILDING ORDINANCES OF THE CITY OF CHICAGO AND THE STATE OF ILLINOIS.

24. NO DEVIATIONS FROM THESE STANDARDS ARE ALLOWED WITHOUT WRITTEN APPROVAL FROM THE COMMISSIONER

City of Chicago
Rahm Emanuel, Mayor
Department of Transportation
Gabe Klein, Commissioner
www.cityofchicago.org
CDOT
CHICAGO DEPARTMENT OF TRANSPORTATION

DATE	REVISION
02/20/07	REVISION 1
11/15/07	REVISION 2
11/14/08	REVISION 3
11/02/09	REVISION 4
08/10/12	REVISION 5
01/01/14	REVISION 6

CITY OF CHICAGO
GENERAL NOTES (CONTINUED)
SHEET B-3-3

SCALE: NOT TO SCALE
DATE: 10/23/2006
DRAWN BY: CDOT
CHECKED BY: GK

CDOT
CHICAGO DEPARTMENT OF TRANSPORTATION

REVISIONS

NO.	BY	DATE	DESCRIPTION

CITY OF CHICAGO
DEPARTMENT OF TRANSPORTATION
DIVISION OF ENGINEERING

2021 ARTERIAL STREET RESURFACING
FAR SOUTH AREA B-7-176

ADA RAMP DETAILS

CITY OF CHICAGO
ADA STANDARDS

SCALE: N.T.S.

SHEET NO.
189

DATE: 4/19/2021

ADA COMPLIANCE AND TRANSITION GUIDELINES
POLICY STATEMENT: ANY ALTERATION OF THE PUBLIC WAY MUST BE RESTORED N AN ADA COMPLIANT MANNER

I. STREET/ALLEY RESTORATION

FOR ANY PROJECT WHERE, WITHIN THE PROJECT LIMITS, A CROSSWALK IS ENCOUNTERED OR WHERE THE PROJECT LIMITS TERMINATE WITHIN 4' OR LESS OF A CROSSWALK, THOSE CROSSWALKS AND THE ASSOCIATED CURB RAMPS MUST BE IMPROVED TO CURRENT ADA STANDARDS IF THEY ARE NOT COMPLIANT (SEE APPENDIX A.)

WHEN A PROJECT CALLS FOR ONLY AN INTERSECTION TO BE REPAVED, THE INTERSECTION LIMITS AS DEFINED BY THE AREA OUTLINED BY OUTERMOST CROSSWALK LINES AND ADJACENT CURB FACES AND ALL ADJOINING CROSSWALKS AND CURB RAMPS MUST BE IMPROVED TO CURRENT ADA STANDARDS IF THEY ARE NOT COMPLIANT (SEE APPENDIX A).

WHEN WORK IS LIMITED TO A SINGLE CORNER OF AN INTERSECTION, THE CURB RAMP MUST BE IMPROVED TO CURRENT ADA STANDARDS AND THE ADJACENT PAVEMENT MUST BE RESURFACED, AS NECESSARY TO PROVIDE FOR A FLUSH TRANSITION (SEE APPENDIX A).

WHEN ADA WORK IS LIMITED TO A SINGLE CORNER OF AN INTERSECTION, THE ADJACENT PAVEMENT MUST BE RESTORED TO THE 1/4-POINT OF THE ROADWAY.

FOR ANY CONSTRUCTION WHERE, WITHIN THE PROJECT LIMITS, AN ALLEY APRON IS ENCOUNTERED, THE ASSOCIATED CURB RAMPS, ALLEY APRON, AND SIDEWALKS MUST BE IMPROVED TO CURRENT ADA STANDARDS IF THEY ARE NOT COMPLIANT (SEE APPENDIX A).

II. SIDEWALK INSTALLATION / REPAIRS / RECONSTRUCTION

THE LIMITS OF ANY MAINLINE SIDEWALK REPLACEMENT, GREATER THAN TEN FEET (10') IN LENGTH, THAT ABUT AN EXISTING RAMP, KEYSTONE, TRANSITION PANEL, AND/OR LANDING AREA ("HIS TOTAL LENGTH INCLUDES THE PRIOR ELEMENTS), SHALL BE EXTENDED TO INCLUDE THE AFFECTED RAMPS AND THESE RAMPS SHALL BE RECONSTRUCTED TO CURRENT ADA STANDARDS. IN ADDITION, ALL NEWLY PLACED SIDEWALK TEN FEET (10') OR MORE IN LENGTH SHALL BE CONSTRUCTED IN ACCORDANCE WITH ALL CURRENT APPLICABLE STANDARDS WHICH INCLUDE PROVIDING A MINIMUM FOUR FEET (4') WIDTH ACCESSIBLE PATHWAY WITH A CROSS SLOPE NOT TO EXCEED 1:64 (SEE APPENDIX A).

III. GUIDELINES FOR TRANSITIONING TO EXISTING NON-COMPLIANT CONDITION

NEW SIDEWALK PLACEMENTS GREATER THAN TEN FEET IN CONTIGUOUS LENGTH:

THE LIMITS OF ANY MAINLINE SIDEWALK REPLACEMENT, GREATER THAN TEN FEET (10') IN LENGTH, MUST BE EXTENDED FOR A MINIMUM FIVE ADDITIONAL FEET (5') EITHER SIDE IN ORDER TO PROVIDE A TRANSITION TO MATCH THE EXISTING SIDEWALK. THE LENGTH OF TRANSITION SHALL BE LENGTHENED AS NECESSARY TO ENSURE THAT THE RUNNING SLOPE OF THE TRANSITION DOES NOT EXCEED A SLOPE OF 1:24 (PREFERRED) OR 1:14 (MAXIMUM) AT ANY POINT.

NEW SIDEWALK REPLACEMENTS TEN FEET OR LESS IN CONTIGUOUS LENGTH (REPAIRS):
IT IS ACCEPTABLE PRACTICE TO MATCH ADJACENT SIDEWALKS AT THE EXISTING SLOPE.

CURB RAMP REPLACEMENTS

WHEN REPLACING AN ADA RAMP, THE SIDEWALK REPLACEMENT MUST EXTEND BEYOND THE LIMITS OF THE LANDING AREA AND/OR THE "KEYSTONE" A MINIMUM OF AN ADDITIONAL FIVE FEET (5') ON EITHER SIDE IN ORDER TO PROVIDE A TRANSITION TO MATCH THE EXISTING SIDEWALK. THE TRANSITION PANEL SHALL BE LENGTHENED AS NECESSARY TO ENSURE THAT THE RUNNING SLOPE OF THE TRANSITION PANEL DOES NOT EXCEED A SLOPE OF 1:24 (PREFERRED) OR 1:14 (MAXIMUM) AT ANY POINT.

NO EXCEPTIONS TO THE ABOVE WILL BE ALLOWED WITHOUT WRITTEN APPROVAL FROM THE COMMISSIONER.

City of Chicago
Rahm Emanuel, Mayor
Department of Transportation
Division of Engineering
www.cityofchicago.org
CDOT
CHICAGO DEPARTMENT OF TRANSPORTATION

DATE	REVISION
02/20/07	REVISION 1
11/15/07	REVISION 2
11/14/08	REVISION 3
11/02/09	REVISION 4
08/10/12	REVISION 5
01/01/14	REVISION 6

CITY OF CHICAGO
ADA COMPLIANCE AND TRANSITION GUIDELINES
SHEET B-3-4
SCALE: NOT TO SCALE
DATE: 10/23/2006
DRAWN BY: CDOT
CHECKED BY: OK

ALL DRAWINGS FOR WORK IN THE PUBLIC WAY MUST BE STAMPED AND SIGNED BY A LICENSED ARCHITECT, LANDSCAPE ARCHITECT OR LICENSED ENGINEER FOR CERTIFICATION

CERTIFICATION:

THIS CERTIFIED THAT THESE DRAWINGS HAVE BEEN REVIEWED TO THE BEST OF MY KNOWLEDGE AND THAT I BELIEVE THEY ARE IN ACCORDANCE WITH THE AMERICANS WITH DISABILITIES ACT (ADA), AND ALL CODES AND BUILDING ORDINANCES OF THE CITY OF CHICAGO, STATE OF ILLINOIS.

LICENSED ARCHITECT / LANDSCAPE ARCHITECT / LICENSED ENGINEER

City of Chicago
Rahm Emanuel, Mayor
Department of Transportation
Division of Engineering
www.cityofchicago.org
CDOT
CHICAGO DEPARTMENT OF TRANSPORTATION

DATE	REVISION
02/20/07	REVISION 1
11/15/07	REVISION 2
11/14/08	REVISION 3
11/02/09	REVISION 4
08/10/12	REVISION 5

CITY OF CHICAGO
SEAL
SHEET B-3-5
SCALE: NOT TO SCALE
DATE: 10/23/2006
DRAWN BY: CDOT
CHECKED BY: LOM

STRAIGHT DETECTABLE WARNING UNITS

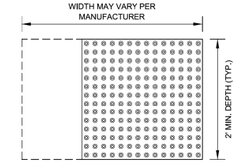

RADIAL DETECTABLE WARNING UNITS

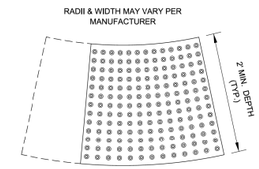

DETECTABLE WARNING UNIT SIZES

- VERIFY ALL DIMENSIONS WITH THE PRODUCT MANUFACTURER.
- IF USING RADIAL UNITS, VERIFY THAT THE CURB RADIUS MATCHES AVAILABLE UNIT RADII WITH THE PRODUCT MANUFACTURER.
- APPROVED LIST OF DETECTABLE WARNING PRODUCTS CAN BE FOUND ON CDOT'S WEBSITE (www.cityofchicago.org).

City of Chicago
Rahm Emanuel, Mayor
Department of Transportation
Division of Engineering
www.cityofchicago.org
CDOT
CHICAGO DEPARTMENT OF TRANSPORTATION

DATE	REVISION
02/20/07	REVISION 1
11/15/07	REVISION 2
11/14/08	REVISION 3
11/02/09	REVISION 4
08/10/12	REVISION 5

CITY OF CHICAGO
DETECTABLE WARNING UNIT SIZES
SHEET B-4-1
SCALE: NOT TO SCALE
DATE: 10/23/2006
DRAWN BY: CDOT
CHECKED BY: LOM

GENERAL NOTE:
THE ROWS OF DOMES IN THE DETECTABLE WARNING MATERIAL MUST BE ALIGNED WITH THE PATH OF WHEELCHAIR TRAVEL WHICH IS REQUIRED TO BE PERPENDICULAR TO THE GRADE BREAK AT THE BOTTOM OF THE RAMP TO PERMIT TRACKING BETWEEN DOME ROWS. ON BLENDED TRANSITIONS OR FLUSH TRANSITIONS, WHERE RADIAL UNITS ARE SITUATED ABOUT THE CURB RADIUS, DOME ORIENTATION IS NOT SIGNIFICANT.

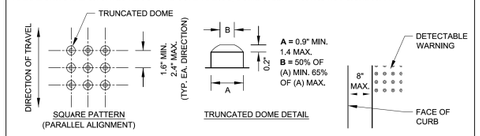

UNIT PATTERN & DOME DETAIL

TYPICAL DETECTABLE WARNING PLACEMENT

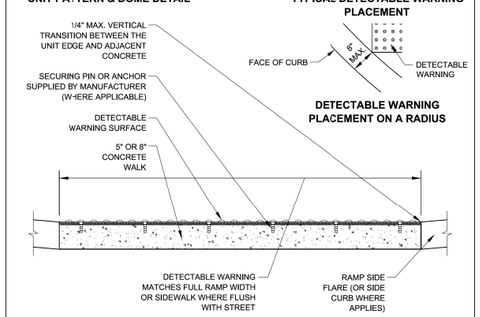

DETECTABLE WARNING UNIT SECTION

City of Chicago
Rahm Emanuel, Mayor
Department of Transportation
Division of Engineering
www.cityofchicago.org
CDOT
CHICAGO DEPARTMENT OF TRANSPORTATION

DATE	REVISION
02/20/07	REVISION 1
11/15/07	REVISION 2
11/14/08	REVISION 3
11/02/09	REVISION 4
08/10/12	REVISION 5

CITY OF CHICAGO
DETECTABLE WARNING UNIT DETAILS
SHEET B-4-2
SCALE: NOT TO SCALE
DATE: 10/23/2006
DRAWN BY: CDOT
CHECKED BY: LOM

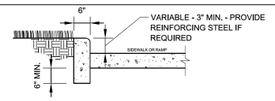

SIDE CURB - SECTION

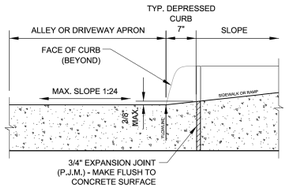

DEPRESSED CURB & GUTTER
AT ALLEY/DRIVEWAY APRON (TYPE 4 OR B CURB)

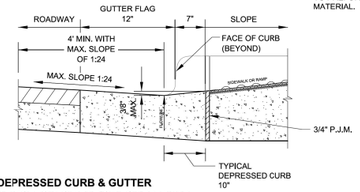

DEPRESSED CURB & GUTTER
AT BOTTOM OF TYPICAL CURB RAMP

NOTES FOR CURB & GUTTER DETAILS THIS SHEET:

A. CROSS SLOPE AT DEPRESSED CURB & GUTTER NOT TO EXCEED 1:64.

B. DETECTABLE WARNING SURFACE AT DRIVEWAYS REQUIRED ONLY FOR COMMERCIAL DRIVEWAYS WITH TRAFFIC CONTROL DEVICES, I.E. SIGNALS.

C. REFER TO *REGULATIONS FOR OPENINGS, CONSTRUCTION AND REPAIR IN THE PUBLIC WAY (CDOT)* FOR ADDITIONAL REQUIREMENTS FOR CURB AND GUTTER INSTALLATION.

D. RAMP SIDE FLARES SHALL BE INSTALLED AT ANY LOCATION WHERE THE SURFACE ADJACENT TO THE RAMP SURFACE IS INTENDED FOR PEDESTRIAN USE, TRIPPING HAZARDS, INCLUDING STEPS, DROP-OFFS, OR SIDE CURBS SHALL NOT BE LOCATED WITHIN THE LIMITS OF THE SIDEWALK.

E. "P.J.M." THIS SHEET REFERS TO PREFORMED JOINT MATERIAL.

City of Chicago
Rahm Emanuel, Mayor
Department of Transportation
Division of Engineering
www.cityofchicago.org
CDOT
CHICAGO DEPARTMENT OF TRANSPORTATION

DATE	REVISION
02/20/07	REVISION 1
11/15/07	REVISION 2
11/14/08	REVISION 3
11/02/09	REVISION 4
08/10/12	REVISION 5

CITY OF CHICAGO
CURB & GUTTER DETAILS
SHEET B-4-3
SCALE: NOT TO SCALE
DATE: 10/23/2006
DRAWN BY: CDOT
CHECKED BY: LOM

CDOT
CHICAGO DEPARTMENT OF TRANSPORTATION

REVISIONS

NO.	BY	DATE	DESCRIPTION

CITY OF CHICAGO
DEPARTMENT OF TRANSPORTATION
DIVISION OF ENGINEERING

2021 ARTERIAL STREET RESURFACING
FAR SOUTH AREA B-7-176

ADA RAMP DETAILS

CITY OF CHICAGO
ADA STANDARDS

SCALE: N.T.S.

SHEET NO.
190

DATE: 4/19/2021

PAVEMENT MARKINGS - PATTERNS & WIDTHS

LONGITUDINAL LINES - YELLOW		LONGITUDINAL LINES - WHITE		TRAVERSE LINES - WHITE	
TYPE LINE	PATTERNS & WIDTHS	TYPE LINE	PATTERNS & WIDTHS	TYPE LINE	
DOUBLE CENTER LINE	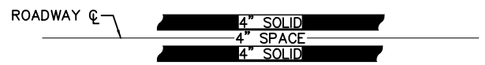	SKIP-DASH LANE LINE	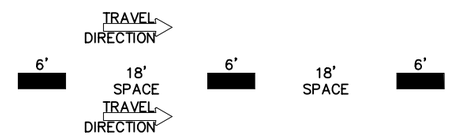	INTERNATIONAL	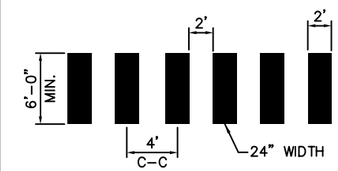
SKIP-DASH CENTER LINE		SOLID LANE LINE			
DOTTED CENTER LINE	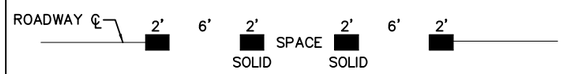	DOTTED PATH GUIDE LINE		STOP BAR	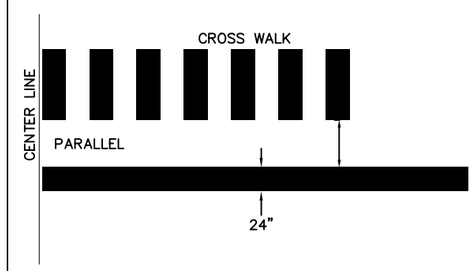
EDGE LINE	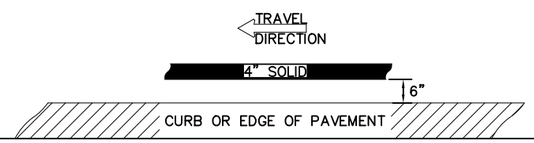	EDGE LINE	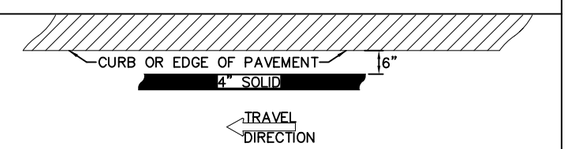		
NO PASSING ZONE ONE DIRECTION	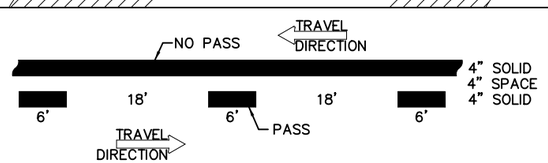	TURN BAY LINE (RIGHT OR LEFT)	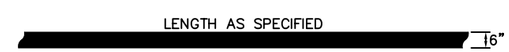		
		CONTINUITY LANE THRU INTERSECTION	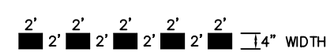		

CDOT
CHICAGO DEPARTMENT OF TRANSPORTATION

REVISIONS

NO.	BY	DATE	DESCRIPTION

CITY OF CHICAGO
DEPARTMENT OF TRANSPORTATION
DIVISION OF ENGINEERING

2021 ARTERIAL STREET RESURFACING
FAR SOUTH AREA B-7-176

STANDARD DETAILS

PAVEMENT MARKING DETAILS

SCALE: N.T.S.

SHEET NO. 191

DATE: 4/19/2021

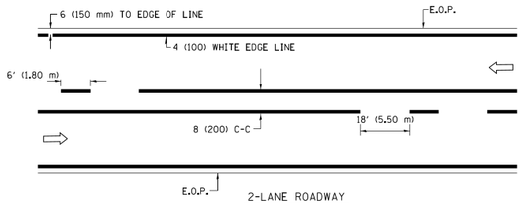

2-LANE ROADWAY

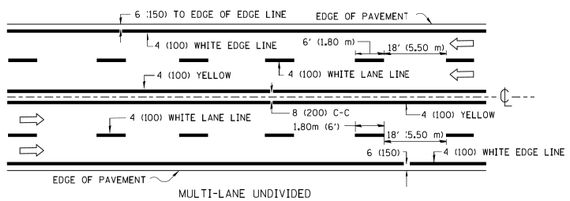

MULTI-LANE UNDIVIDED

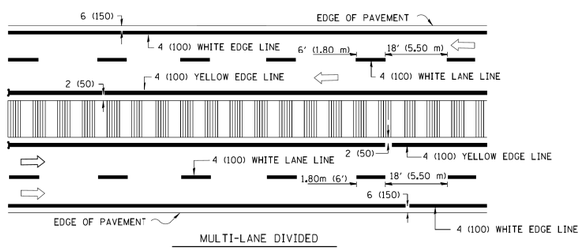

MULTI-LANE DIVIDED
WITH MOUNTABLE MEDIAN

NOTE: MEDIANS WITH BARRIER CURB DO NOT REQUIRE AN EDGE LINE

TYPICAL LANE AND EDGE LINE MARKING

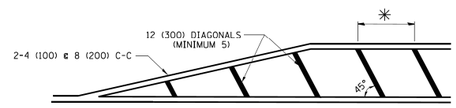

✳ FOR MEDIAN LENGTHS WHERE DIAGONAL SPACING CANNOT BE ATTAINED, USE 5 (FIVE) EQUALLY SPACED DIAGONAL LINES.

✳ DIAGONAL LINE SPACING: 20' (6.1 m) C-C

PAINTED MEDIANS

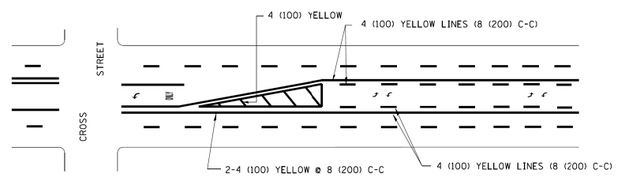

A MINIMUM OF TWO PAIRS OF TURN ARROWS SHALL BE USED, WHITE IN COLOR. ADDITIONAL PAIRS SHALL BE PLACED AT 200' (60 m) TO 300' (90 m) INTERVALS.

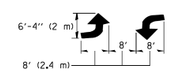

MEDIAN WITH TWO-WAY LEFT TURN LANE

TYPICAL PAINTED MEDIAN MARKING

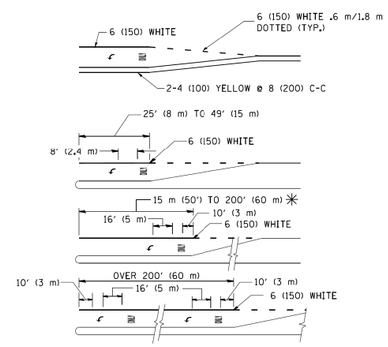

FULL SIZE LETTERS 8' (2.4 m) AND ARROWS SHALL BE USED.
↰ AREA = 15.8 SQ. FT. (1.47 m^2) **ONLY** AREA = 22.9 SQ. FT. (2.13 m^2)

✳ TURN LANES IN EXCESS OF 400' (120 m) IN LENGTH MAY HAVE AN ADDITIONAL SET OF ARROW - "ONLY" INSTALLED MIDWAY BETWEEN THE OTHER TWO SETS OF ARROW - "ONLY".

TYPICAL LEFT (OR RIGHT) TURN LANE

TYPICAL TURN LANE MARKING

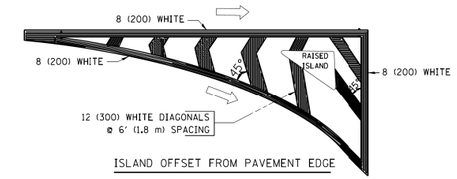

ISLAND OFFSET FROM PAVEMENT EDGE

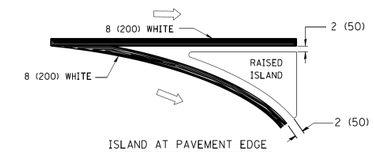

ISLAND AT PAVEMENT EDGE

TYPICAL ISLAND MARKING

TYPE OF MARKING	WIDTH OF LINE	PATTERN	COLOR	SPACING / REMARKS
CENTERLINE ON 2 LANE PAVEMENT	4 (100)	SKIP-DASH	YELLOW	6' (1.80 m) LINE WITH 18' (5.50 m) SPACE
CENTERLINE ON MULTI-LANE UNDIVIDED PAVEMENT	2 @ 4 (100)	SOLID	YELLOW	8 (200) C-C
NO PASSING ZONE LINES: FOR ONE DIRECTION FOR BOTH DIRECTIONS	4 (100) 2 @ 4 (100)	SOLID SOLID	YELLOW YELLOW	8 (200) C-C
LANE LINES	4 (100) 5 (125) ON FREEWAYS	SKIP-DASH SKIP-DASH	WHITE WHITE	6' (1.80 m) LINE WITH 18' (5.50 m) SPACE
DOTTED LINES (EXTENSIONS OF CENTER, LANE OR TURN LANE MARKINGS)	SAME AS LINE BEING EXTENDED	SKIP-DASH	SAME AS LINE BEING EXTENDED	2' (600) LINE WITH 6' (1.8) SPACE
EDGE LINES	4 (100)	SOLID	YELLOW-LEFT WHITE-RIGHT	OUTLINE MOUNTABLE MEDIANS IN YELLOW; EDGE LINES ARE NOT USED NEXT TO BARRIER CURB
TURN LANE MARKINGS	6 (150) LINE; FULL SIZE LETTERS & SYMBOLS (8' (2.4 m))	SOLID	WHITE	SEE TYPICAL TURN LANE MARKING DETAIL
TWO WAY LEFT TURN MARKING	2 @ 4 (100) EACH DIRECTION 8' (2.4 m) LEFT ARROW	SKIP-DASH AND SOLID IN PAIRS	YELLOW WHITE	6' (1.8 m) LINE WITH 18' (5.50 m) SPACE FOR SKIP-DASH; 8 (200) C-C BETWEEN SOLID LINE AND SKIP-DASH LINE SEE TYPICAL TWO-WAY LEFT TURN MARKING DETAIL
CROSSWALK LINES A. DIAGONALS (BIKE & EQUESTRIAN) B. LONGITUDINAL BARS (SCHOOL & PEDESTRIAN)	12 (300) @ 45° 24 (600) @ 90°	SOLID SOLID	WHITE WHITE	2' (600) APART 2' (600) APART SEE TYPICAL CROSSWALK MARKING DETAILS.
STOP LINES	24 (600)	SOLID	WHITE	PLACE 4' (1.2 m) IN ADVANCE OF AND PARALLEL TO CROSSWALK, IF PRESENT. OTHERWISE, PLACE AT DESIRED STOPPING POINT. PARALLEL TO CROSSROAD CENTERLINE, WHERE POSSIBLE
PAINTED MEDIANS	2 @ 4 (100) WITH 12 (300) DIAGONALS @ 45°	SOLID	YELLOW: TWO WAY TRAFFIC WHITE: ONE WAY TRAFFIC	8 (200) C-C FOR THE DOUBLE LINE SEE TYPICAL PAINTED MEDIAN MARKING.
GORE MARKING AND CHANNELIZING LINES	8 (200) WITH 12 (300) DIAGONALS @ 45°	SOLID	WHITE	DIAGONALS: 20' (6.1 m) (LESS THAN 30 MPH (50 km/h))
RAILROAD CROSSING	24 (600) TRANSVERSE LINES; "RR" IS 6' (1.8 m) LETTERS; 16 (400) LINE FOR "X"	SOLID	WHITE	SEE STATE STANDARD 780001 AREA OF: "R"=3.6 SQ. FT. (0.33m^2) EACH "X"=54.0 SQ. FT. (5.0 m^2)

FOR FURTHER DETAILS ON PAVEMENT MARKING REFER TO STREET MARKING STANDARDS, PRINTED BY CITY OF CHICAGO, DEPARTMENT OF TRANSPORTATION, BUREAU OF TRAFFIC.

ALL DIMENSIONS ARE IN INCHES (MILLIMETERS) UNLESS OTHERWISE SHOWN.

CDOT
CHICAGO DEPARTMENT OF TRANSPORTATION

REVISIONS

NO.	BY	DATE	DESCRIPTION

CITY OF CHICAGO
DEPARTMENT OF TRANSPORTATION
DIVISION OF ENGINEERING

2021 ARTERIAL STREET RESURFACING
FAR SOUTH AREA B-7-176

STANDARD DETAILS

PAVEMENT MARKING DETAILS

SCALE: N.T.S.

SHEET NO. 192

DATE: 4/19/2021

DRAWING #29

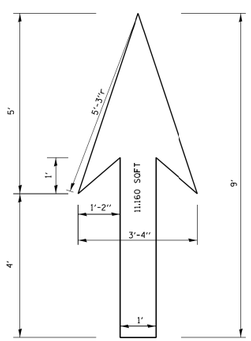

DRAWING #30

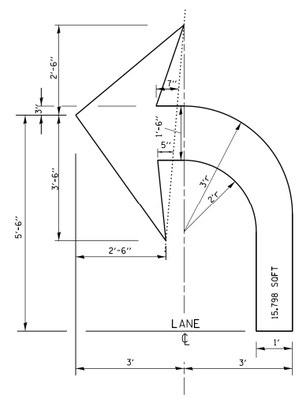

DRAWING #31

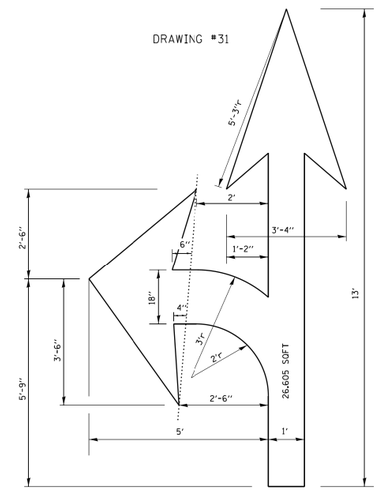

DRAWING #32

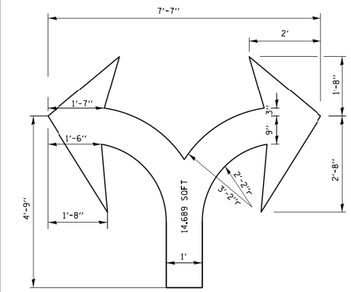

DRAWING #33

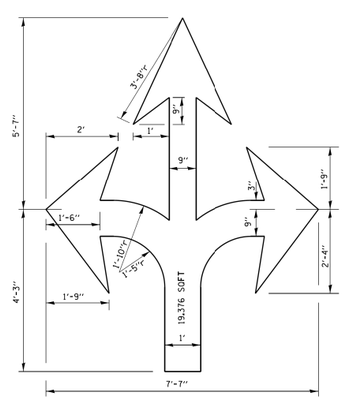

DRAWING #34

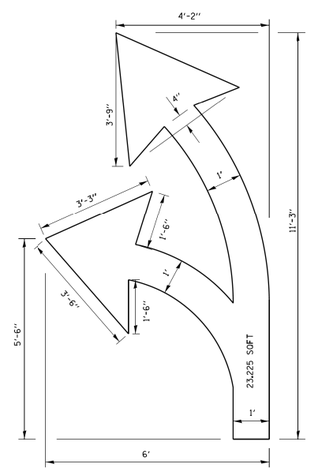

DRAWING #35

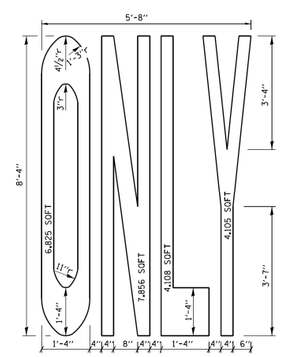

NOTE:

ALL MARKINGS SHALL BE SOLID WHITE UNLESS OTHERWISE NOTED IN THE PLANS

CDOT
CHICAGO DEPARTMENT OF TRANSPORTATION

REVISIONS			
NO.	BY	DATE	DESCRIPTION

CITY OF CHICAGO
DEPARTMENT OF TRANSPORTATION
DIVISION OF ENGINEERING

2021 ARTERIAL STREET RESURFACING
FAR SOUTH AREA B-7-176

STANDARD DETAILS

PAVEMENT MARKING DETAILS

SCALE: N.T.S.

SHEET NO. 193

DATE: 4/19/2021

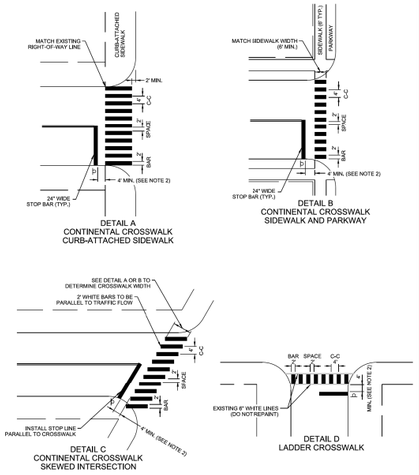

PAGE 1 OF 2

CDOT CHICAGO DEPARTMENT OF TRANSPORTATION	DATE	REVISION	CITY OF CHICAGO		
	1/1/2014	REVISION 1	CROSSWALK MARKING DETAIL		
			DATE	SHEET	DRAWN BY
			06/25/12	A-7-1A	CDOT

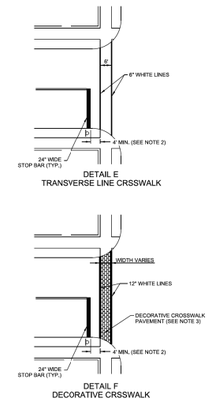

GENERAL NOTES:

1. DO NOT INSTALL NEW CROSSWALKS ACROSS ARTERIAL OR COLLECTOR STREETS WITHOUT COORDINATING WITH CDOT TRAFFIC ENGINEERS.
2. STOP LINE SHOULD BE PLACED A MINIMUM OF 4' IN ADVANCE OF A CROSSWALK. AT THE ENGINEER'S DESCRETION, THE STOP BAR MAY BE MORE THAN 4' FROM THE CROSSWALK TO AVOID ENCROACHMENT BY TURNING VEHICLES.
3. ALL RESTORATION OF DECORATIVE CROSSWALK PAVEMENT SHALL BE COORDINATED WITH CDOT PROJECT DEVELOPMENT
4. STRIPING SHOULD BE PLACED TO AVOID WHEEL PATHS FOR LONGEVITY.

PAGE 2 OF 2

CDOT CHICAGO DEPARTMENT OF TRANSPORTATION	DATE	REVISION	CITY OF CHICAGO		
	1/1/2014	REVISION 1	CROSSWALK MARKING DETAIL		
			DATE	SHEET	DRAWN BY
			06/25/12	A-7-1B	CDOT

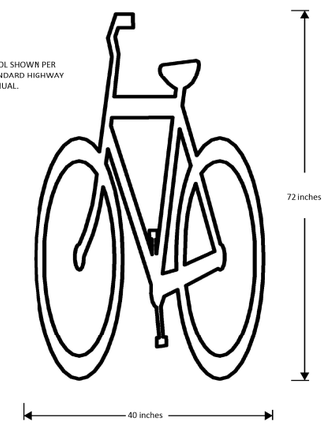

CDOT CHICAGO DEPARTMENT OF TRANSPORTATION	DATE	REVISION	CITY OF CHICAGO		
	1/1/2014	REVISION 1	6' BIKE SYMBOL		
			DATE	SHEET	DRAWN BY
			06/25/12	A-7-2	CDOT

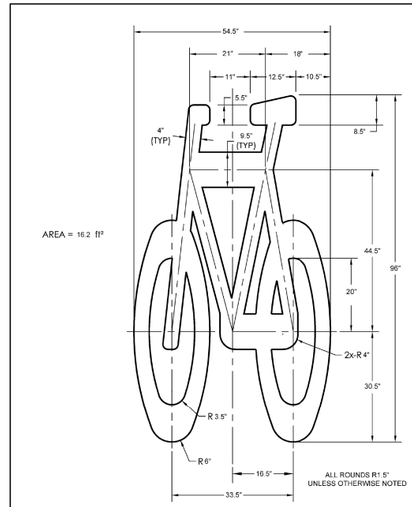

CDOT CHICAGO DEPARTMENT OF TRANSPORTATION	DATE	REVISION	CITY OF CHICAGO		
	1/1/2014	REVISION 1	8' BIKE SYMBOL		
			DATE	SHEET	DRAWN BY
			06/25/12	A-7-3	CDOT

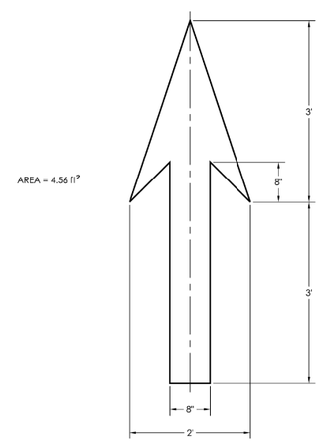

CDOT CHICAGO DEPARTMENT OF TRANSPORTATION	DATE	REVISION	CITY OF CHICAGO		
	1/1/2014	REVISION 1	BIKE ARROW		
			DATE	SHEET	DRAWN BY
			06/25/12	A-7-4	CDOT

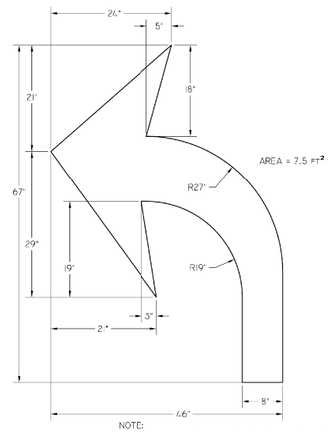

NOTE:
THIS SPECIFICATION REPRESENTS THE BIKE LEFT TURN ARROW. FOR A BIKE RIGHT TURN ARROW, USE A MIRROR IMAGE.

CDOT CHICAGO DEPARTMENT OF TRANSPORTATION	DATE	REVISION	CITY OF CHICAGO		
	1/1/2014	REVISION 1	BIKE TURN ARROW		
			DATE	SHEET	DRAWN BY
			06/25/12	A-7-5	CDOT

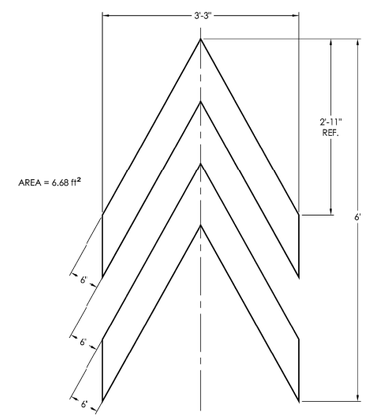

CDOT CHICAGO DEPARTMENT OF TRANSPORTATION	DATE	REVISION	CITY OF CHICAGO		
	1/1/2014	REVISION 1	BIKE CHEVRON		
			DATE	SHEET	DRAWN BY
			06/25/12	A-7-6	CDOT

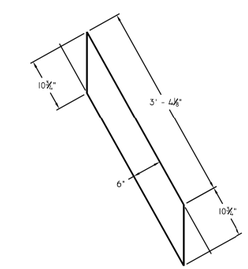

NOTE:
1. THESE DIMENSIONS SHOULD BE CONSIDERED AN APPROXIMATION, TO BE USED WHEN THE CHEVRON IS CUT, IN THE FIELD, FROM 6" PREFORMED THERMOPLASTIC MARKING.
2. THIS DRAWING REPRESENTS THE RIGHT LEG OF THE CHEVRON. MIRROR THIS DRAWING FOR THE CHEVRON'S LEFT LEG.

CDOT CHICAGO DEPARTMENT OF TRANSPORTATION	DATE	REVISION	CITY OF CHICAGO		
	1/1/2014	REVISION 1	SHARED LANE MARKING CHEVRON RIGHT LEG DETAIL		
			DATE	SHEET	DRAWN BY
			10/24/05	A-7-7	CDOT

CDOT CHICAGO DEPARTMENT OF TRANSPORTATION

REVISIONS

NO.	BY	DATE	DESCRIPTION

CITY OF CHICAGO
DEPARTMENT OF TRANSPORTATION
DIVISION OF ENGINEERING

2021 ARTERIAL STREET RESURFACING
FAR SOUTH AREA B-7-176

STANDARD DETAILS

PAVEMENT MARKING DETAILS

SCALE: N.T.S.

SHEET NO. 194

DATE: 4/19/2021

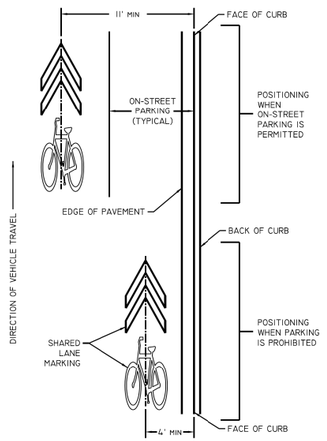

CDOT CHICAGO DEPARTMENT OF TRANSPORTATION	DATE	REVISION	CITY OF CHICAGO		
	1/1/2014	REVISION 1	SHARED LANE MARKING LATERAL POSITIONING		
			DATE	SHEET	DRAWN BY
			09/15/05	A-7-8	CDOT

* FHWA Series 2000 Standard Alphabets

Refer to FHWA Standard Highway Signs manual for symbol detail.

Colors: Legend -Black
Background -Orange

CDOT CHICAGO DEPARTMENT OF TRANSPORTATION	DATE	REVISION	CITY OF CHICAGO		
			SHARED LANE YIELD TO BIKES SIGN		
			DATE	SHEET	DRAWN BY
			1/1/14	A-7-9	CDOT

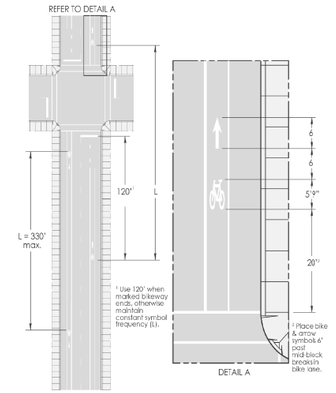

CDOT CHICAGO DEPARTMENT OF TRANSPORTATION	DATE	REVISION	CITY OF CHICAGO		
	1/1/2014	REVISION 1	BIKE AND ARROW SYMBOL SPACING		
			DATE	SHEET	DRAWN BY
			09/02/05	A-7-10	CDOT

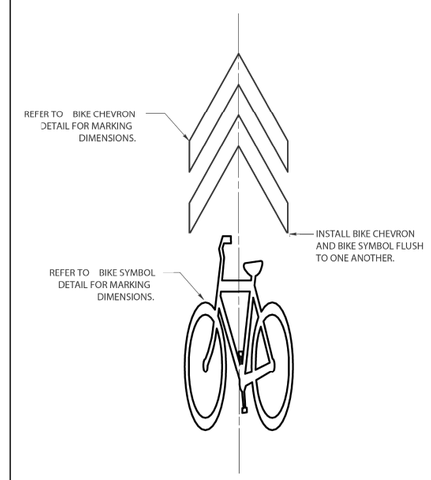

CDOT CHICAGO DEPARTMENT OF TRANSPORTATION	DATE	REVISION	CITY OF CHICAGO		
	1/1/2014	REVISION 1	SHARED LANE MARKING		
			DATE	SHEET	DRAWN BY
			10/02/07	A-7-11	CDOT

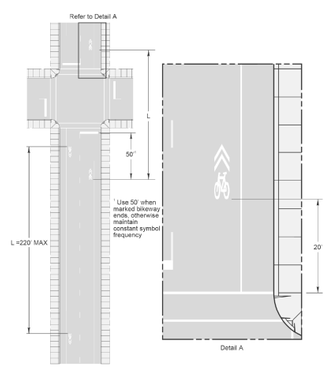

CDOT CHICAGO DEPARTMENT OF TRANSPORTATION	DATE	REVISION	CITY OF CHICAGO		
	1/1/2014	REVISION 1	SHARED LANE MARKING - LONGITUDINAL SPACING		
			DATE	SHEET	DRAWN BY
			12/12/07	A-7-12	CDOT

CDOT CHICAGO DEPARTMENT OF TRANSPORTATION	REVISIONS				CITY OF CHICAGO DEPARTMENT OF TRANSPORTATION DIVISION OF ENGINEERING	2021 ARTERIAL STREET RESURFACING FAR SOUTH AREA B-7-176	PAVEMENT MARKING DETAILS	SHEET NO. 195
	NO.	BY	DATE	DESCRIPTION				
						STANDARD DETAILS	SCALE: N.T.S.	DATE: 4/19/2021

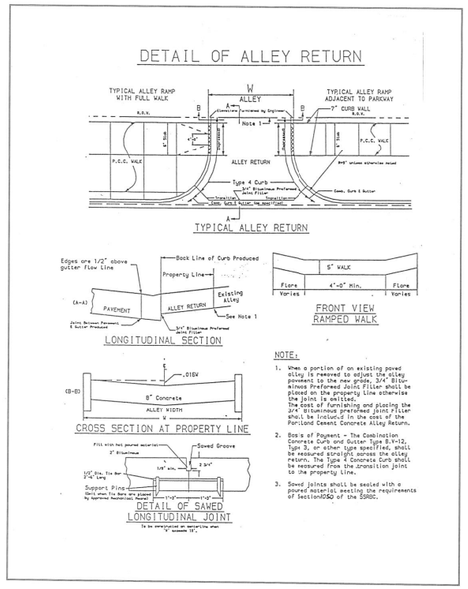

STANDARD DETAILS (TERM) Page 20 of 68

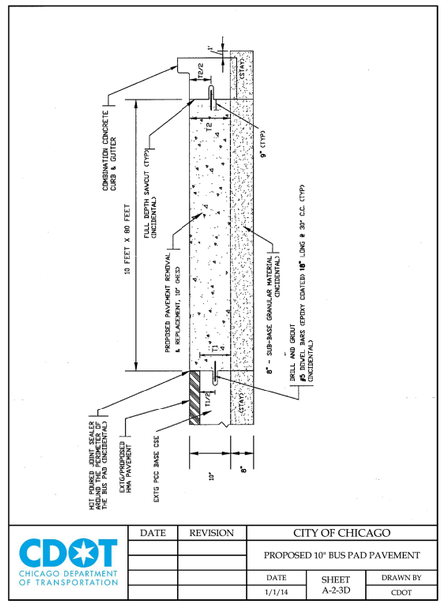

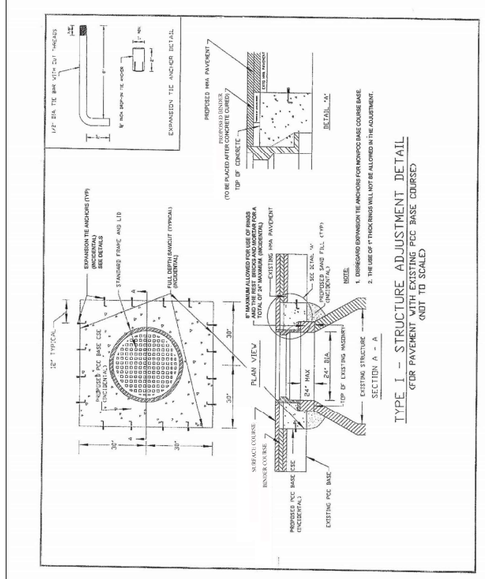

STANDARD DETAILS (TERM) Page 21 of 68

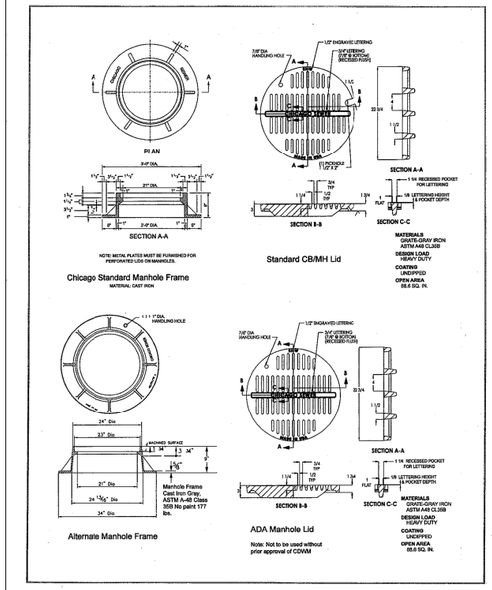

STANDARD DETAILS (TERM) Page 22 of 68

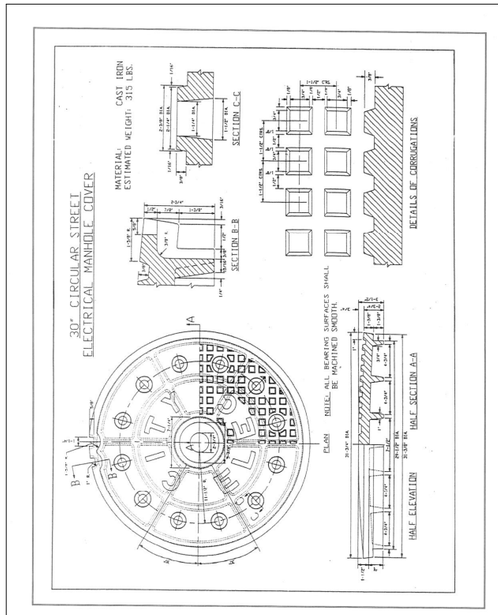

STANDARD DETAILS (TERM) Page 26 of 68

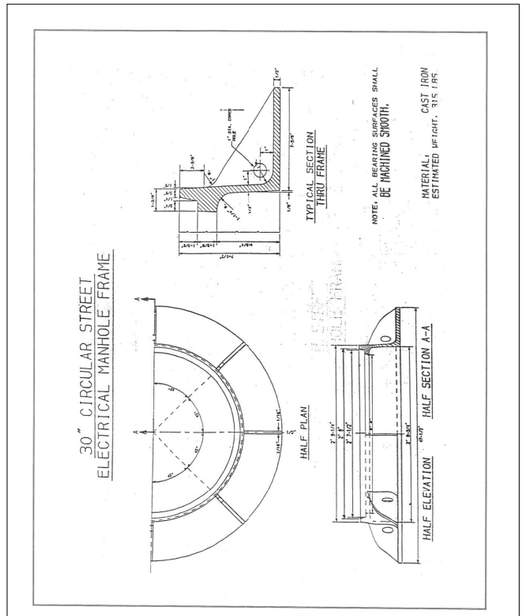

STANDARD DETAILS (TERM) Page 25 of 68

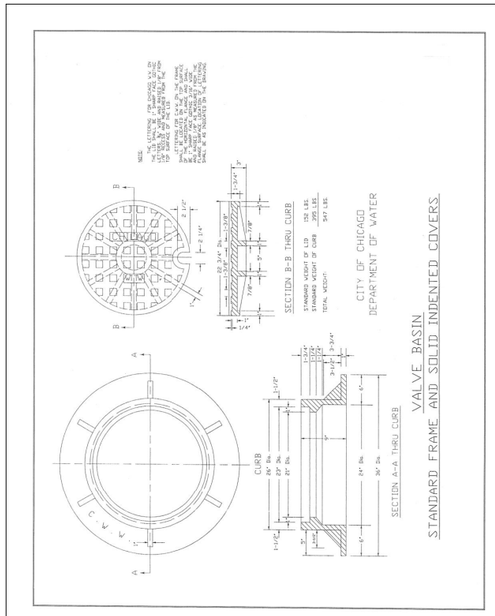

STANDARD DETAILS (TERM) Page 24 of 68

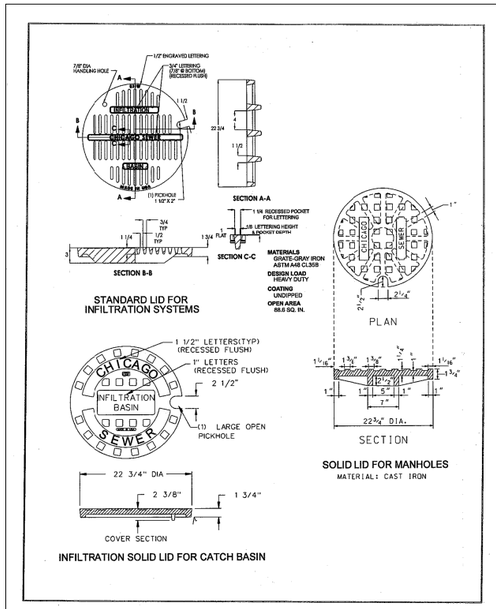

STANDARD DETAILS (TERM) Page 23 of 68

CDOT CHICAGO DEPARTMENT OF TRANSPORTATION	REVISIONS NO.	BY	DATE	DESCRIPTION	CITY OF CHICAGO DEPARTMENT OF TRANSPORTATION DIVISION OF ENGINEERING	2021 ARTERIAL STREET RESURFACING FAR SOUTH AREA B-7-176	CITY OF CHICAGO TYPICAL DETAILS	SHEET NO. 196
						STANDARD DETAILS	SCALE: N.T.S.	DATE: 4/19/2021

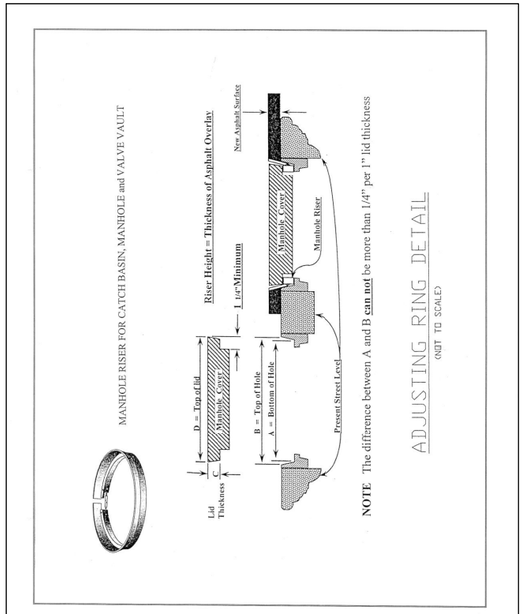

ADJUSTING RING DETAIL
(NOT TO SCALE)

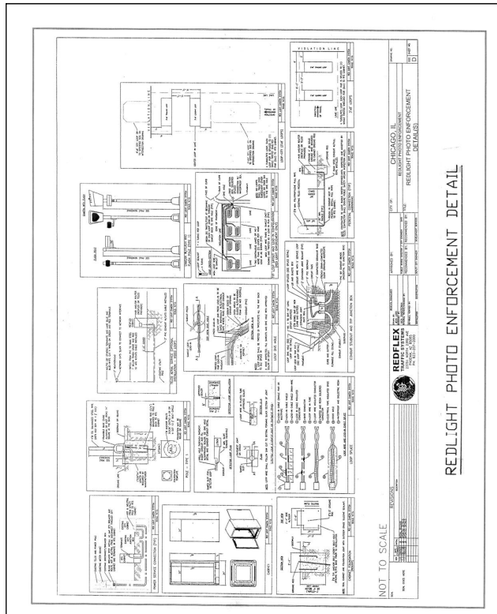

REDLIGHT PHOTO ENFORCEMENT DETAIL

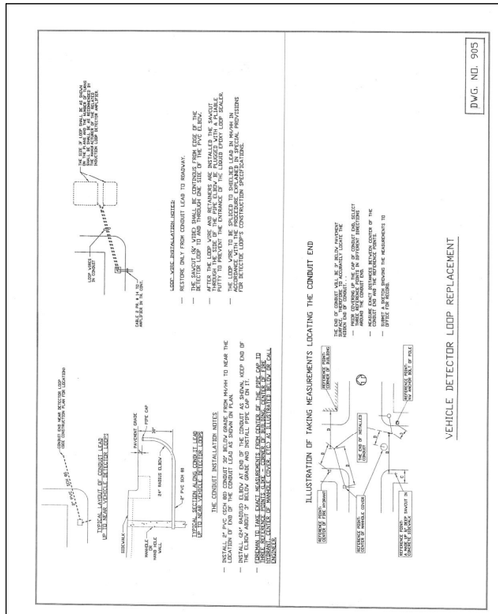

VEHICLE DETECTOR LOOP REPLACEMENT

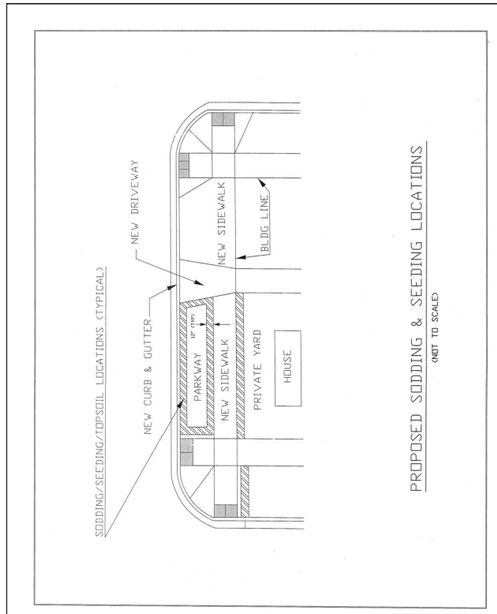

PROPOSED SODDING & SEEDING LOCATIONS
(NOT TO SCALED)

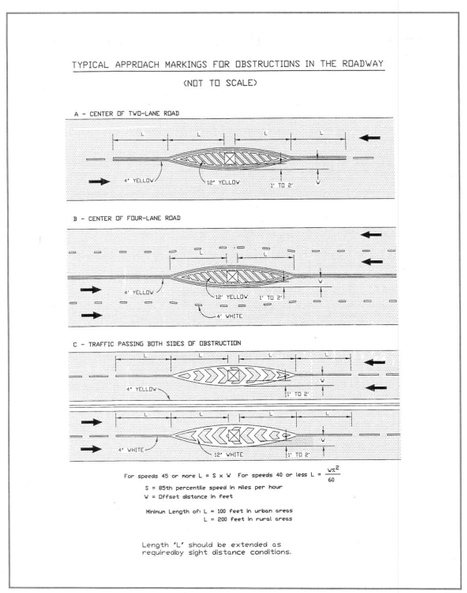

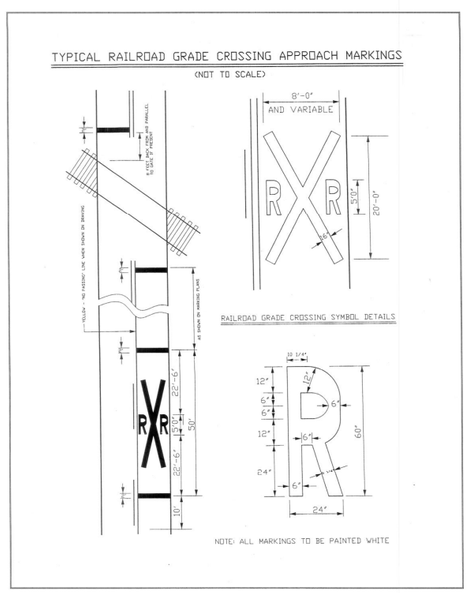

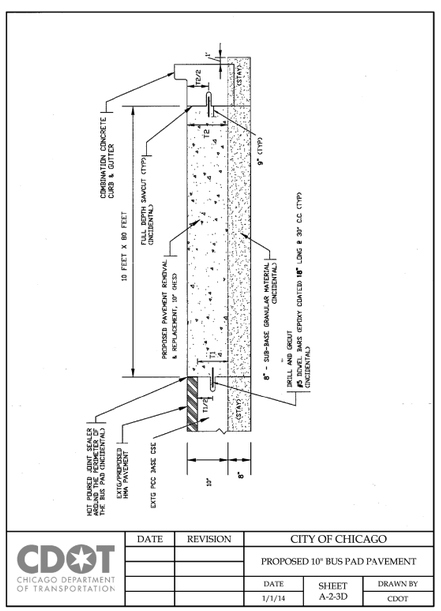

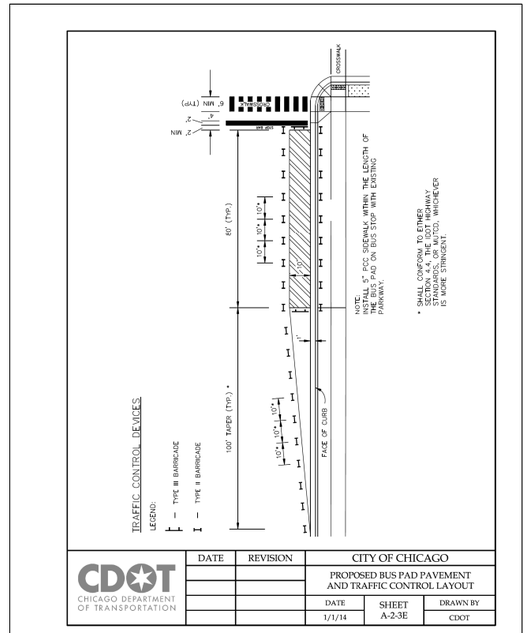

CDOT CHICAGO DEPARTMENT OF TRANSPORTATION	REVISIONS NO. / BY / DATE / DESCRIPTION	CITY OF CHICAGO DEPARTMENT OF TRANSPORTATION DIVISION OF ENGINEERING	2021 ARTERIAL STREET RESURFACING FAR SOUTH AREA B-7-176	CITY OF CHICAGO TYPICAL DETAILS	SHEET NO. 197
			STANDARD DETAILS	SCALE: N.T.S.	DATE: 4/19/2021

NOTE:
1. MINIMUM WIRE SIZE, 4" OUTSIDE SPACERS, BEARING MEMBERS AND WIRE SUPPORTS SHALL BE PLASTIC COATED STEEL.
2. DOWELS MUST BE PLASTIC COATED. REBARS MUST BE EPOXY COATED.
3. DOWEL BASKET MUST BE INSTALLED EVERY 20 FEET.
4. TRANSVERSE JOINTS SHALL BE SPACED EVERY 20 FEET.
5. TRANSVERSE JOINTS MUST BE PROVIDED AT THE CENTER OF EVERY STRUCTURES IN THE BUS PAD.

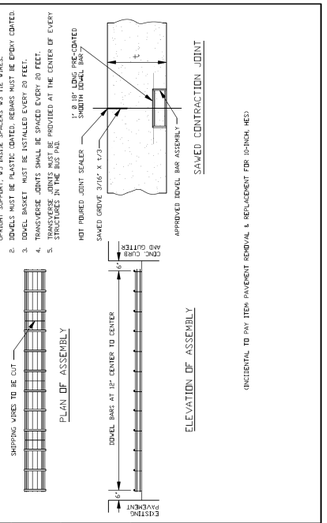

INCIDENTAL TO PAY ITEM PAVEMENT REMOVAL & REPLACEMENT (8-INCH, HES)

DATE	REVISION	CITY OF CHICAGO
		CONTRACTION JOINT ASSEMBLY FOR BUS PAD
DATE	SHEET	DRAWN BY
1/1/14	A-2-3F	CDOT

CDOT CHICAGO DEPARTMENT OF TRANSPORTATION

NOTE: H = VARIABLE 3" TO 9"
X = THICKNESS OF PAVEMENT
Y = ONE HALF THE THICKNESS OF CONCRETE PAVEMENT OR CONCRETE BASE.
Z = 10" OR THICKNESS OF PAVEMENT – WHICHEVER IS GREATER

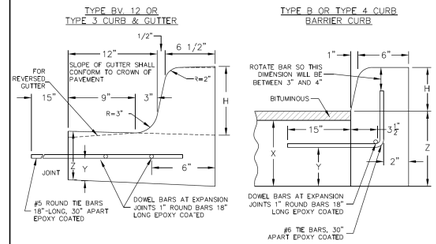

JOINTS IN CURB, COMBINED CURB & GUTTER

TRANSVERSE JOINTS OF A TYPE SIMILAR TO THAT USED IN THE ADJACENT PAVEMENT SHALL BE INSTALLED IN THE CURB, GUTTER AND COMBINED CURB & GUTTER IN PROLONGATION WITH THE JOINTS IN THE PAVEMENT. THE DETAILS OF THE TRANSVERSE JOINTS IN THE CURB, GUTTER AND COMBINED CURB & GUTTER SHALL BE APPROVED BY THE COMMISSIONER. CURB, GUTTER OR COMBINED CURB & GUTTER IS CONSTRUCTED ADJACENT TO A FLEXIBLE BASE PAVEMENT, 1" THICK EXPANSION JOINTS COMPOSED OF BITUMINOUS PERFORMED JOINT FILLER SHALL BE INSTALLED IN THE CURB AND/OR GUTTER AT POINTS OF CURVATURE AND AT CONSTRUCTION JOINTS. CONTRACTION JOINTS SHALL ALSO BE PLACED BETWEEN THESE EXPANSION JOINTS AT DISTANCES NOT EXCEEDING 20 FEET. ALL TIE BARS SHALL BE DEFORMED–ALL DOWEL BARS SHALL BE SMOOTH.

NOTE: ALL TIE BARS AND DOWEL BARS TO BE EPOXY COATED.

*AT LOCATIONS REQUIRING DEPRESSED CURBS SEE THE ADA STANDARDS FOR CONSTRUCTION DETAILS

DATE	REVISION	CITY OF CHICAGO
1/1/2014	REVISION 1	CONCRETE CURB & GUTTER DETAIL
DATE	SHEET	DRAWN BY
12/12/06	A-2-6	CDOT

CDOT CHICAGO DEPARTMENT OF TRANSPORTATION

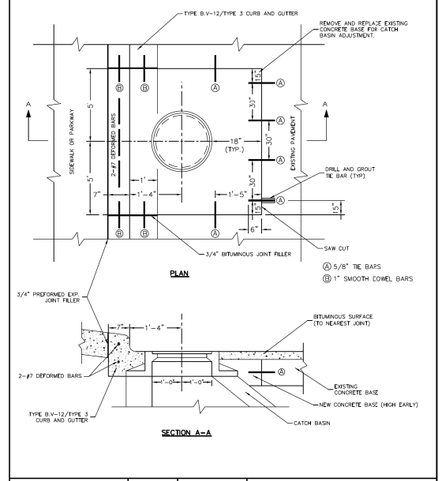

DATE	REVISION	CITY OF CHICAGO
1/1/2014	REVISION 1	CATCH BASIN ADJUSTMENT IN EXISTING PAVEMENT
DATE	SHEET	DRAWN BY
12/22/06	A-2-11	CDOT

CDOT CHICAGO DEPARTMENT OF TRANSPORTATION

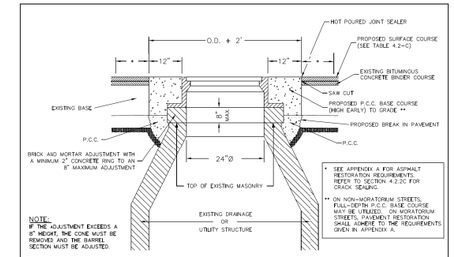

NOTE:
IF THE ADJUSTMENT EXCEEDS A 8" HEIGHT, THE CONE MUST BE REMOVED AND THE BARREL SECTION MUST BE ADJUSTED.

PLAN VIEW (BASE TO GRADE)

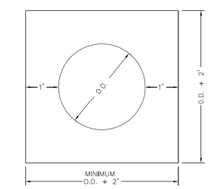

MANHOLE COVER FRONT VIEW

DATE	REVISION	CITY OF CHICAGO
1/1/2014	REVISION 1	FRAME ADJUSTMENT IN PAVEMENT
DATE	SHEET	DRAWN BY
12/22/06	A-2-12	CDOT

CDOT CHICAGO DEPARTMENT OF TRANSPORTATION

TREE DIAMETER	DISTANCE OF TUNNEL FROM TREETRUNK	DISTANCE OF OPEN BYPASS TRENCH FROM TREETRUNK
INCHES	FEET	FEET
3	3	3
3	3	6
6	5*	10
12	6*	12
18	7*	14
24+	8*	16

* DEPENDENT ON PARKWAY WIDTH

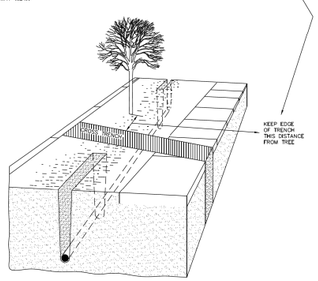

DIAGRAM ILLUSTRATING THE USE OF SOIL AUGERS IN THE PRESENCE OF TREES.

DATE	REVISION	CITY OF CHICAGO
1/1/2014	REVISION 1	TRENCH GUIDELINES FOR INSTALLATION OF UNDERGROUND UTILITIES ADJACENT TO TREES
DATE	SHEET	DRAWN BY
01/11/07	A-5-3	CDOT

CDOT CHICAGO DEPARTMENT OF TRANSPORTATION

NOTES:

TYPICAL CROSSWALK CONSISTS OF TWO PROJECTED LINES, ONE OF THEM A PROJECTION OF THE PROPERTY LINE AND THE OTHER PARALLEL AS DEFINED BY SIDEWALK WIDTH.

WHERE CROSSWALK LOCATIONS ARE DEFINED BY SPECIFIC CURB RAMP SITUATIONS, THE ABOVE TYPICAL LAYOUT MAY NOT APPLY. SEE CURB RAMP LAYOUTS IN APPENDIX B FOR ADDITIONAL CROSSWALK DETAILS.

FOR CROSSWALKS AT INTERSECTIONS WHERE PROPERTY LINES ARE NOT AT 90 DEGREES, ALIGN THE PROPERTY LINES (SEE DASHED LINE BELOW) TO LOCATE INNER CROSSWALK LINE.

SEE SECTION 4.2.9 AND SHEET A-7-1 FOR GUIDELINES REGARDING THE LAYOUT OF CONTINENTAL AND LADDER MARKINGS.

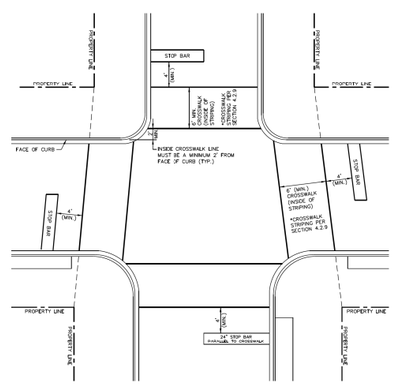

DATE	REVISION	CITY OF CHICAGO
1/1/2014	REVISION 1	INTERSECTION CROSSWALK LAYOUT
DATE	SHEET	DRAWN BY
01/10/07	A-1-3	CDOT

CDOT CHICAGO DEPARTMENT OF TRANSPORTATION

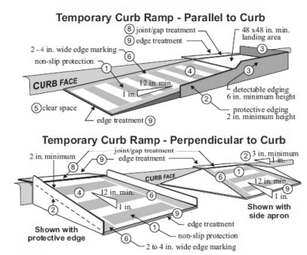

NOTES:
1. Curb ramps shall be 48 in. minimum width with a firm, stable and non-slip surface.
2. Protective edging with a 2 in. minimum height shall be installed when the curb ramp or landing platform has a vertical drop of 6 in. or greater or has a side apron slope steeper than 1:3 (33%). Protective edging should be considered when curb ramps or landing platforms have a vertical drop of 3 in. or more.
3. Detectable edging with 6 in. minimum height and contrasting color shall be installed on all curb ramp landings where the walkway changes direction (turns).
4. Curb ramps and landings should have a 1:50 (2%) max cross-slope.
5. Clear space of 48 x 48 in. minimum shall be provided above and below the curb ramp.
6. The curb ramp walkway edge shall be marked with a contrasting color 2 to 4 in. wide marking. The marking is optional where color contrasting edging is used.
7. Water flow in the gutter system shall have minimal restriction.
8. Lateral joints or gaps between surfaces shall be less than 0.5 in. width.
9. Changes between surface heights should not exceed 0.5 in. Lateral edges should be vertical up to 0.25 in. high, and beveled at 1:2 between 0.25 in. and 0.5 in. height.

DATE	REVISION	CITY OF CHICAGO
		TYPICAL TEMPORARY ADA RAMP
DATE	SHEET	DRAWN BY
01/01/14	A-6-3	CDOT

CDOT CHICAGO DEPARTMENT OF TRANSPORTATION

CDOT CHICAGO DEPARTMENT OF TRANSPORTATION

REVISIONS

NO.	BY	DATE	DESCRIPTION

CITY OF CHICAGO
DEPARTMENT OF TRANSPORTATION
DIVISION OF ENGINEERING

2021 ARTERIAL STREET RESURFACING
FAR SOUTH AREA B–7–176

STANDARD DETAILS

CITY OF CHICAGO TYPICAL DETAILS

SCALE: N.T.S.

SHEET NO. 198

DATE: 4/19/2021

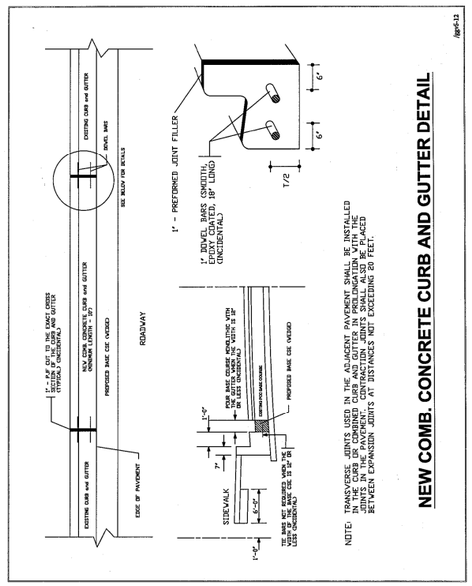

NOTE: TRANSVERSE JOINTS USED IN THE ADJACENT PAVEMENT SHALL BE INSTALLED IN THE CURB OR COMBINED CURB AND GUTTER IN PROLONGATION WITH THE JOINTS IN THE PAVEMENT. CONTRACTION JOINTS SHALL BE PLACED BETWEEN EXPANSION JOINTS AT DISTANCES NOT EXCEEDING 30 FEET.

NEW COMB. CONCRETE CURB AND GUTTER DETAIL

Apr-12

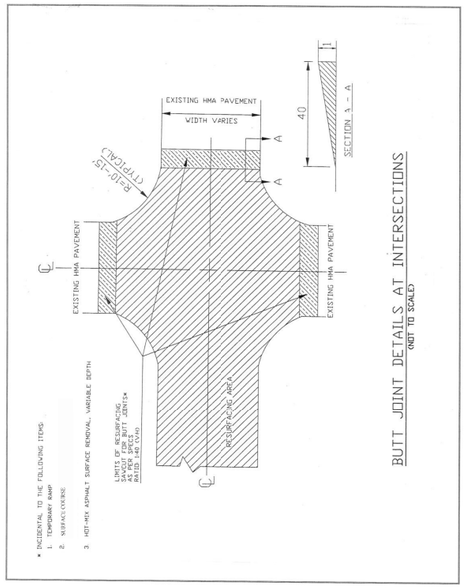

* INCIDENTAL TO THE FOLLOWING ITEMS:
1. TEMPORARY RAMP
2. SURFACE COURSE
3. HOT-MIX ASPHALT SURFACE REMOVAL, VARIABLE DEPTH

BUTT JOINT DETAILS AT INTERSECTIONS

(NOT TO SCALE)

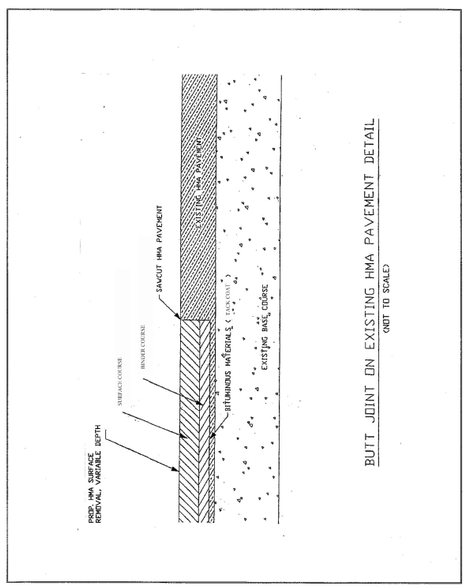

BUTT JOINT ON EXISTING HMA PAVEMENT DETAIL

(NOT TO SCALE)

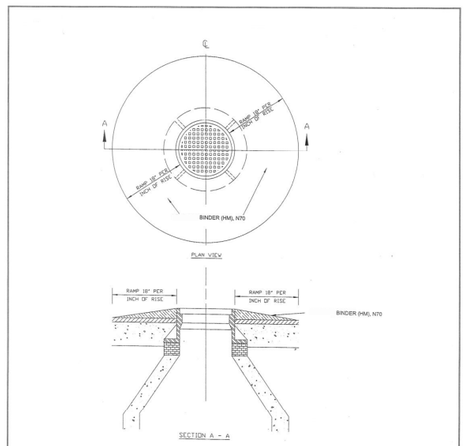

NOTE:
THE TEMPORARY HMA RAMP IS TO BE FORMED AS DIRECTED BY THE COMMISSIONER REGARDLESS OF SHAPE. THIS WORK SHALL BE PAID FOR UNDER THE ITEM BINDER (HAND METHOD), N70.

TEMPORARY HOT-MIX ASPHALT RAMP DETAIL FOR UTILITY STRUCTURES

(NOT TO SCALE)

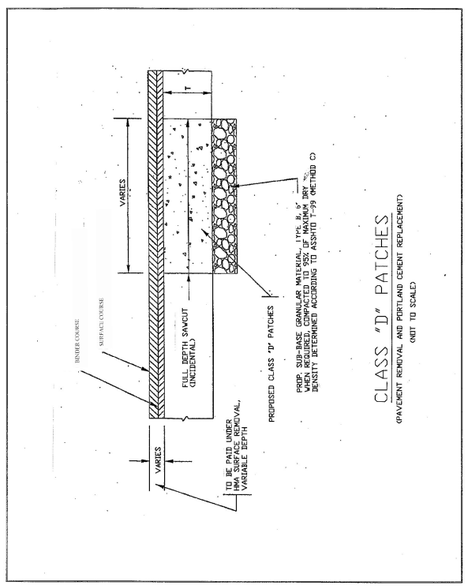

CLASS "D" PATCHES

(PAVEMENT REMOVAL AND PORTLAND CEMENT REPLACEMENT)

(NOT TO SCALE)

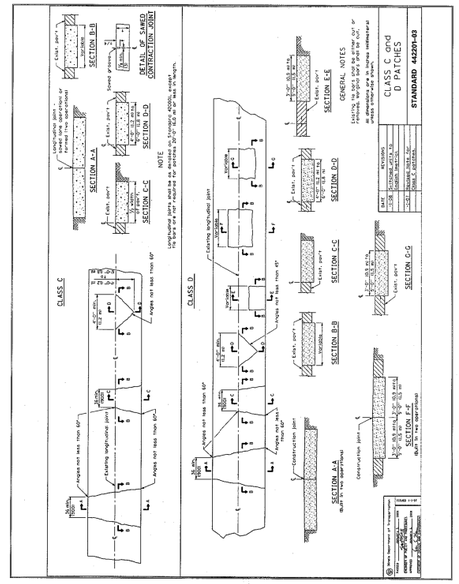

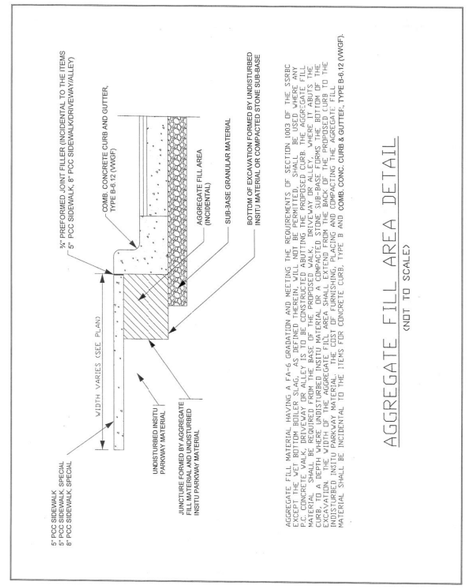

AGGREGATE FILL MATERIAL HAVING A FA-6 GRADATION AND MEETING THE REQUIREMENTS OF SECTION 1003 OF THE SSRBC EXCEPT THE WET BOTTOM BOILER SLAG, AS DEFINED THEREIN, WILL NOT BE PERMITTED, SHALL BE USED WHERE ANY EXCAVATION TAKES PLACE IN THE PARKWAY OR ALLEY. THE AGGREGATE FILL MATERIAL, HOWEVER, SHALL NOT BE REQUIRED FROM THE BACK OF THE PROPOSED WALK, DRIVEWAY OR ALLEY, WHERE IT ABUTS THE PROPERTY LINE, TO A POINT 2 FEET BEYOND THE BACK OF THE PROPOSED CURB. THE AGGREGATE FILL MATERIAL SHALL BE PLACED IN EXCAVATION, THE WIDTH OF THE AGGREGATE FILL AREA SHALL EXTEND FROM THE BACK OF THE PROPOSED CURB TO THE BACK OF THE PROPOSED WALK, DRIVEWAY OR ALLEY, AS DIRECTED BY THE ENGINEER. THE AGGREGATE FILL MATERIAL SHALL BE INCIDENTAL TO THE ITEMS FOR CONCRETE CURB, TYPE B AND COMB. CONC. CURB & GUTTER, TYPE B-6.12 (VWGF).

AGGREGATE FILL AREA DETAIL

(NOT TO SCALE)

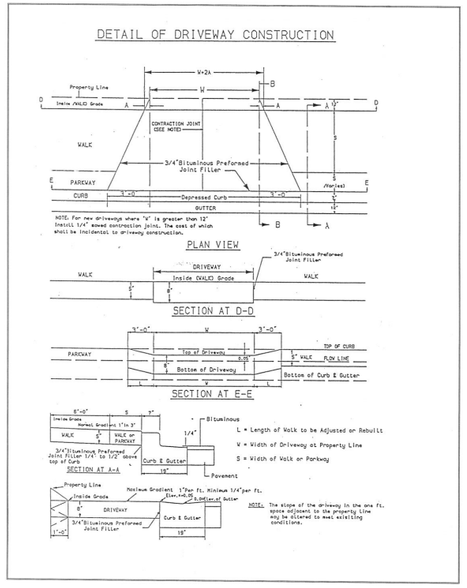

CDOT
CHICAGO DEPARTMENT OF TRANSPORTATION

REVISIONS			
NO.	BY	DATE	DESCRIPTION

CITY OF CHICAGO
DEPARTMENT OF TRANSPORTATION
DIVISION OF ENGINEERING

2021 ARTERIAL STREET RESURFACING
FAR SOUTH AREA B-7-176

STANDARD DETAILS

CITY OF CHICAGO TYPICAL DETAILS

SCALE: N.T.S.

SHEET NO. 199

DATE: 4/19/2021

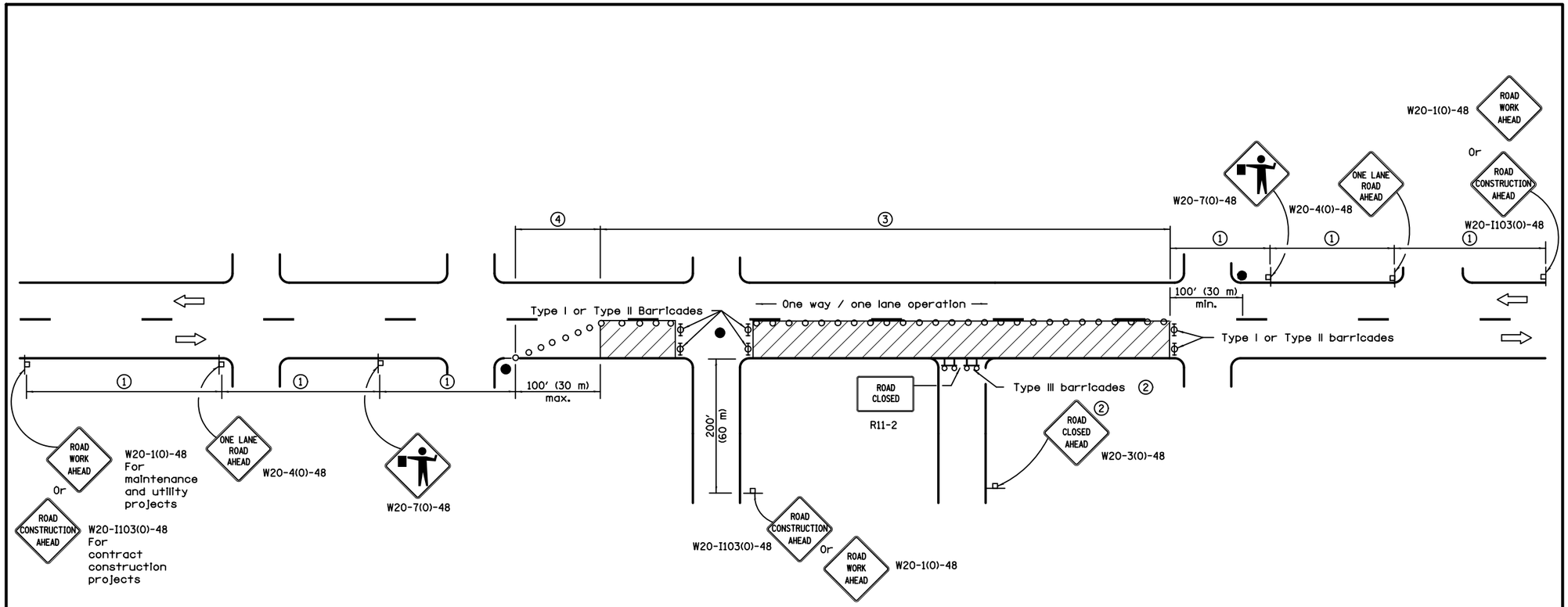

SIGN SPACING	
Posted Speed	Sign Spacing
55	500' (150 m)
50-45	350' (100 m)
<45	200' (60 m)

SYMBOLS

- Work area
- Cone, drum or barricade (not required for moving operations)
- Sign on portable or permanent support
- Flagger with traffic control sign
- Barricade or drum with flashing light
- Type III barricade with flashing lights

1. Refer to SIGN SPACING TABLE for distances.
2. For approved sideroad closures.
3. Cones at 25' (8 m) centers for 250' (75 m). Additional cones may be placed at 50' (15 m) centers. When drums or Type I or Type II barricades are used. the interval between devices may be doubled.
4. Cones, drums or barricades at 20' (6 m) centers.

GENERAL NOTES

This Standard is used where at any time, day or night, any vehicle, equipment, workers or their activities encroach on the pavement requiring the closure of one traffic lane in an urban area.

All dimensions are in inches (millimeters) unless otherwise shown.

Illinois Department of Transportation

APPROVED January 1, 2011
ENGINEER OF SAFETY ENGINEERING

APPROVED January 1, 2011
ENGINEER OF DESIGN AND ENVIRONMENT

ISSUED 1-1-97

DATE	REVISIONS
1-1-11	Revised flagger sign.
1-1-09	Switched units to
	English (metric).
	Corrected sign No.'s.

URBAN LANE CLOSURE, 2L, 2W, UNDIVIDED

STANDARD 701501-06

CDOT CHICAGO DEPARTMENT OF TRANSPORTATION

REVISIONS			
NO.	BY	DATE	DESCRIPTION

CITY OF CHICAGO
DEPARTMENT OF TRANSPORTATION
DIVISION OF ENGINEERING

2021 ARTERIAL STREET RESURFACING
FAR SOUTH AREA B-7-176

STANDARD DETAILS

IDOT STANDARD DETAILS

SCALE: N.T.S.

SHEET NO. 200

DATE: 4/19/2021

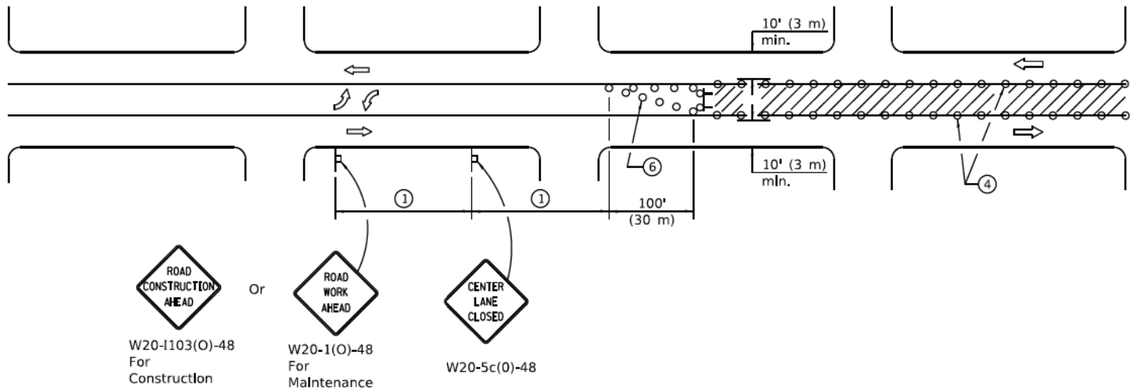

CASE I

(Signs required for both directions)

SIGN SPACING	
Posted Speed	Sign Spacing
55	500' (150 m)
50-45	350' (100 m)
<45	200' (60 m)

SYMBOLS

- Work area
- Barricade or drum with flashing light
- Flagger with traffic control sign
- Cone, drum or barricade
- Sign on portable or permanent support
- Type III barricade with flashing lights

1. Refer to SIGN SPACING TABLE for distances.
2. Required for speeds > 40 mph (70 km/h).
3. Required if work exceeds 500' (164 m) or 1 block.
4. Cones at 25' (8 m) centers for 250' (75 m) on approach. Additional cones may be placed at 50' (15 m) centers. When drums or type I or II barricades are used, the interval between devices may be doubled.
5. For approved sideroad closures.
6. Cones, drums or barricades at 20' (6 m) centers in taper.
7. Use flagger sign only when flagger is present.

GENERAL NOTES

This Standard is used to close one lane of an urban, two lane, two way roadway with a bidirectional turn lane.

Case I applies when no workers are present. When workers are present, two lanes shall be closed and traffic control shall be according to Standard 701501.

Calculate L as follows:

SPEED LIMIT	FORMULAS English	FORMULAS (Metric)
40 mph (70 km/h) or less:	$L=\frac{WS^2}{60}$	$L=\frac{WS^2}{150}$
45 mph (80 km/h) or greater:	$L=(W)(S)$	$L=0.65(W)(S)$

W = Width of offset in feet (meters).

S = Normal posted speed mph (km/h).

All dimensions are in inches (millimeters) unless otherwise shown.

Illinois Department of Transportation

APPROVED January 1, 2019
ENGINEER OF SAFETY PROG. AND ENGINEERING

APPROVED January 1, 2019
ENGINEER OF DESIGN AND ENVIRONMENT

ISSUED 1-1-01

DATE	REVISIONS
1-1-19	Revised to allow cones at night.
1-1-18	Corrected sign number for
	TWO WAY TRAFFIC sign for
	CASE II.

URBAN LANE CLOSURE, 2L, 2W, WITH BIDIRECTIONAL LEFT TURN LANE

(Sheet 1 of 2)

STANDARD 701502-09

CDOT
CHICAGO DEPARTMENT OF TRANSPORTATION

REVISIONS			
NO.	BY	DATE	DESCRIPTION

CITY OF CHICAGO
DEPARTMENT OF TRANSPORTATION
DIVISION OF ENGINEERING

2021 ARTERIAL STREET RESURFACING
FAR SOUTH AREA B-7-176

STANDARD DETAILS

IDOT STANDARD DETAILS

SCALE: N.T.S.

SHEET NO. 201

DATE: 4/19/2021

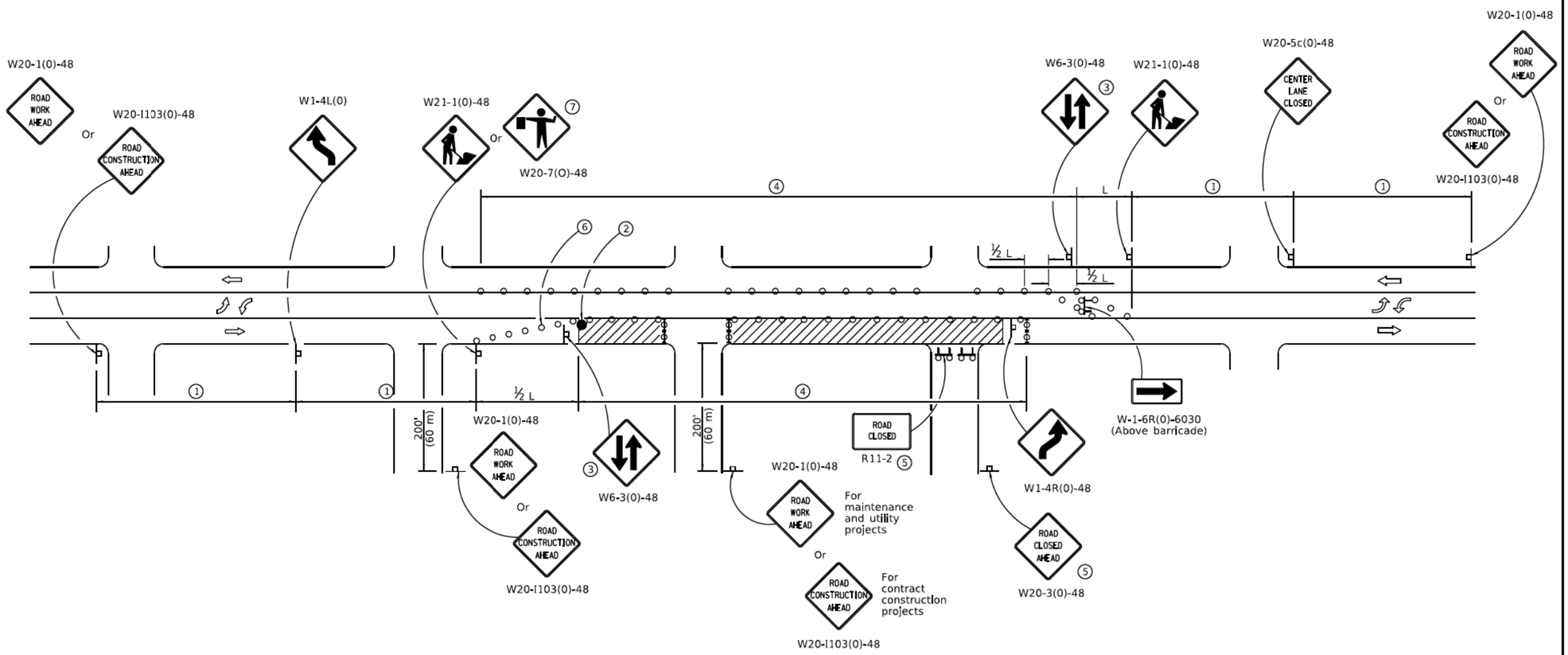

CASE II

Illinois Department of Transportation

APPROVED January 1, 2019
ENGINEER OF SAFETY PROG. AND ENGINEERING

APPROVED January 1, 2019
ENGINEER OF DESIGN AND ENVIRONMENT

ISSUED 1-1-01

URBAN LANE CLOSURE, 2L, 2W, WITH BIDIRECTIONAL LEFT TURN LANE

(Sheet 2 of 2)

STANDARD 701502-09

CDOT
CHICAGO DEPARTMENT OF TRANSPORTATION

REVISIONS			
NO.	BY	DATE	DESCRIPTION

CITY OF CHICAGO
DEPARTMENT OF TRANSPORTATION
DIVISION OF ENGINEERING

2021 ARTERIAL STREET RESURFACING
FAR SOUTH AREA B-7-176

STANDARD DETAILS

IDOT STANDARD DETAILS

SCALE: N.T.S.

SHEET NO. 202

DATE: 4/19/2021

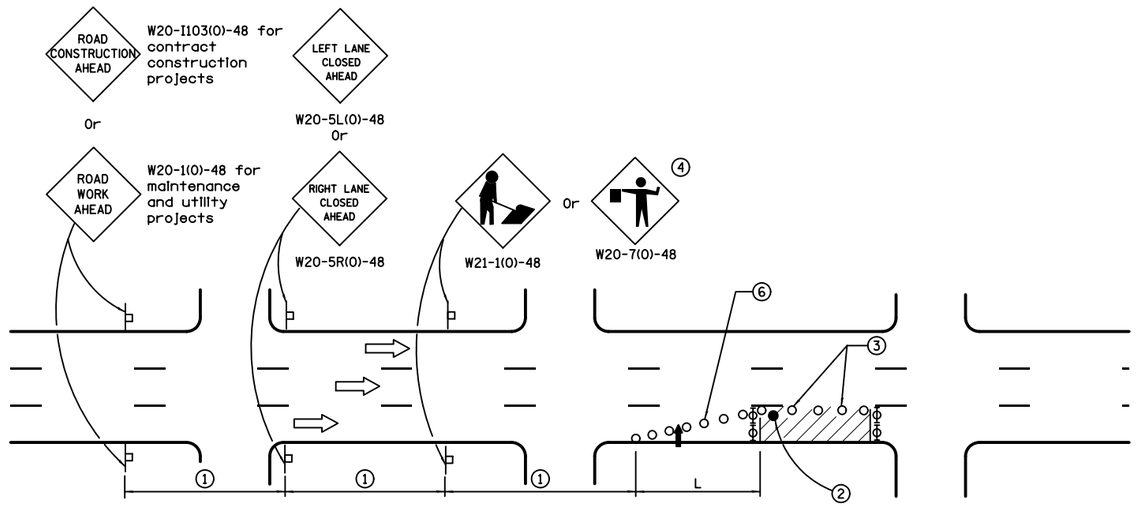

SIGN SPACING	
Posted Speed	Sign Spacing
55	500' (150 m)
50-45	350' (100 m)
<45	200' (60 m)

SYMBOLS

- Arrow board
- Cone, drum or barricade
- Sign on portable or permanent support
- Work area
- Barricade or drum with flashing light
- Type III barricade with flashing lights
- Flagger with traffic control sign.

1. Refer to SIGN SPACING TABLE for distances.
2. Required for speeds > 40 MPH
3. Cones at 25' (8 m) centers for 250' (75 m). Additional cones may be placed at 50' (15 m) centers. When drums or Type I or Type II barricades are used, the interval between devices may be doubled.
4. Use flagger sign only when flagger is present.
5. For approved sideroad closures.
6. Cones, drums or barricades at 20' (6 m) in taper.

GENERAL NOTES

This Standard is used where at any time, day or night, any vehicle, equipment, workers or their activities encroach on the pavement during shoulder operations or where construction requires lane closures in urban areas.

Calculate L as follows:

SPEED LIMIT	FORMULAS English	FORMULAS (Metric)
40 mph (70 km/h) or less:	$L=\frac{WS^2}{60}$	$L=\frac{WS^2}{150}$
45 mph (80 km/h) or greater:	L=(W)(S)	L=0.65(W)(S)

W = Width of offset in feet (meters).

S = Normal posted speed mph (km/h).

All dimensions are in inches (millimeters) unless otherwise shown.

Illinois Department of Transportation

APPROVED January 1, 2014
ENGINEER OF SAFETY ENGINEERING

APPROVED January 1, 2014
ENGINEER OF DESIGN AND ENVIRONMENT

ISSUED 1-1-97

DATE	REVISIONS
1-1-14	Revised workers sign
	number to agree with
	current MUTCD.
1-1-13	Omitted text 'WORKERS'
	sign.

URBAN LANE CLOSURE, MULTILANE, 1W OR 2W WITH NONTRAVERSABLE MEDIAN

(Sheet 1 of 2)

STANDARD 701601-09

CDOT CHICAGO DEPARTMENT OF TRANSPORTATION

REVISIONS			
NO.	BY	DATE	DESCRIPTION

CITY OF CHICAGO
DEPARTMENT OF TRANSPORTATION
DIVISION OF ENGINEERING

2021 ARTERIAL STREET RESURFACING
FAR SOUTH AREA B-7-176

IDOT STANDARD DETAILS

SHEET NO. 203

STANDARD DETAILS

SCALE: N.T.S.

DATE: 4/19/2021

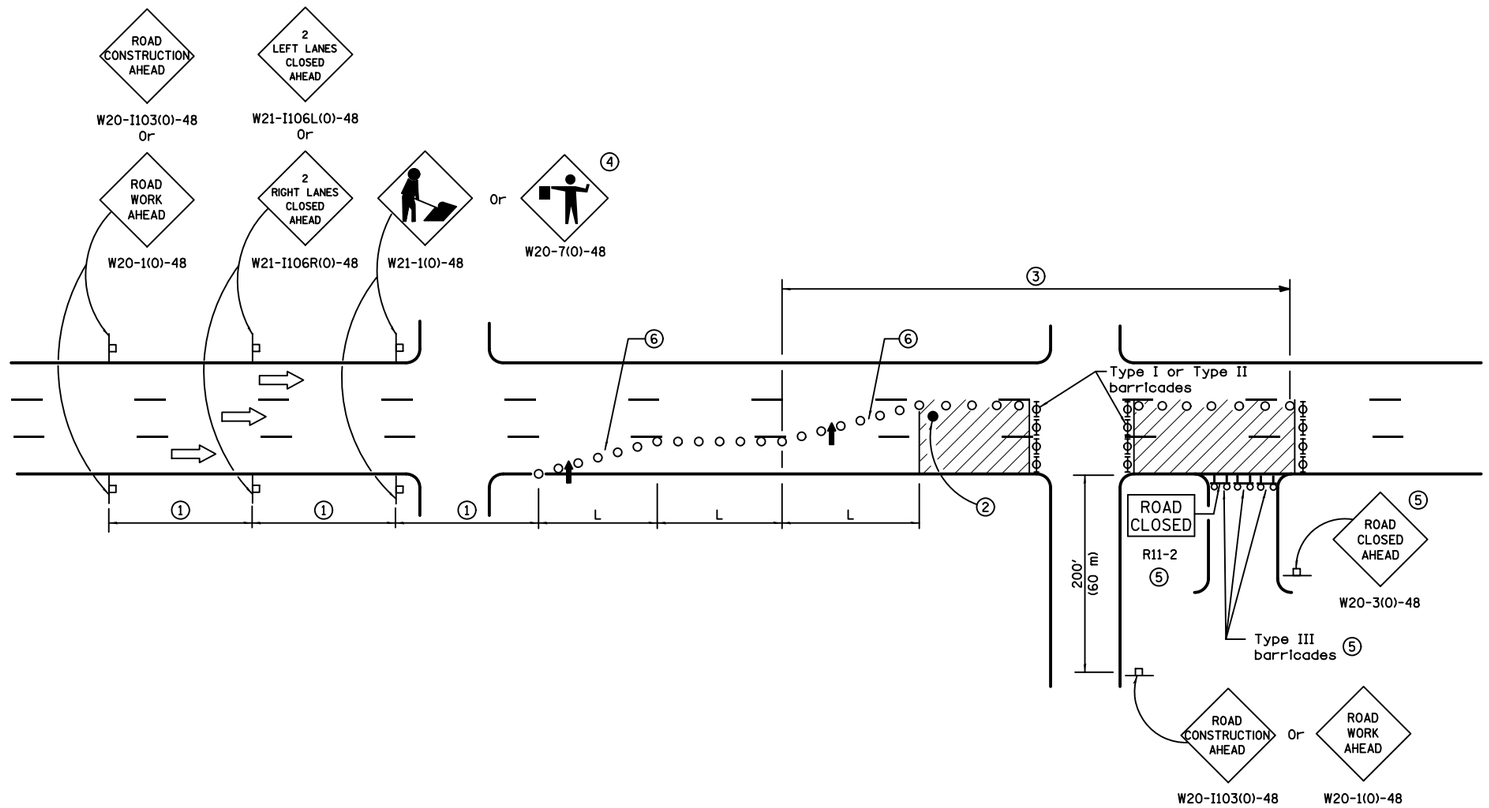

Illinois Department of Transportation

APPROVED January 1, 2014
ENGINEER OF SAFETY ENGINEERING

APPROVED January 1, 2014
ENGINEER OF DESIGN AND ENVIRONMENT

ISSUED 1-1-97

URBAN LANE CLOSURE, MULTILANE, 1W OR 2W WITH NONTRAVERSABLE MEDIAN

(Sheet 2 of 2)

STANDARD 701601–09

CDOT
CHICAGO DEPARTMENT OF TRANSPORTATION

REVISIONS

NO.	BY	DATE	DESCRIPTION

CITY OF CHICAGO
DEPARTMENT OF TRANSPORTATION
DIVISION OF ENGINEERING

2021 ARTERIAL STREET RESURFACING
FAR SOUTH AREA B–7–176

STANDARD DETAILS

IDOT STANDARD DETAILS

SCALE: N.T.S.

SHEET NO. 204

DATE: 4/19/2021

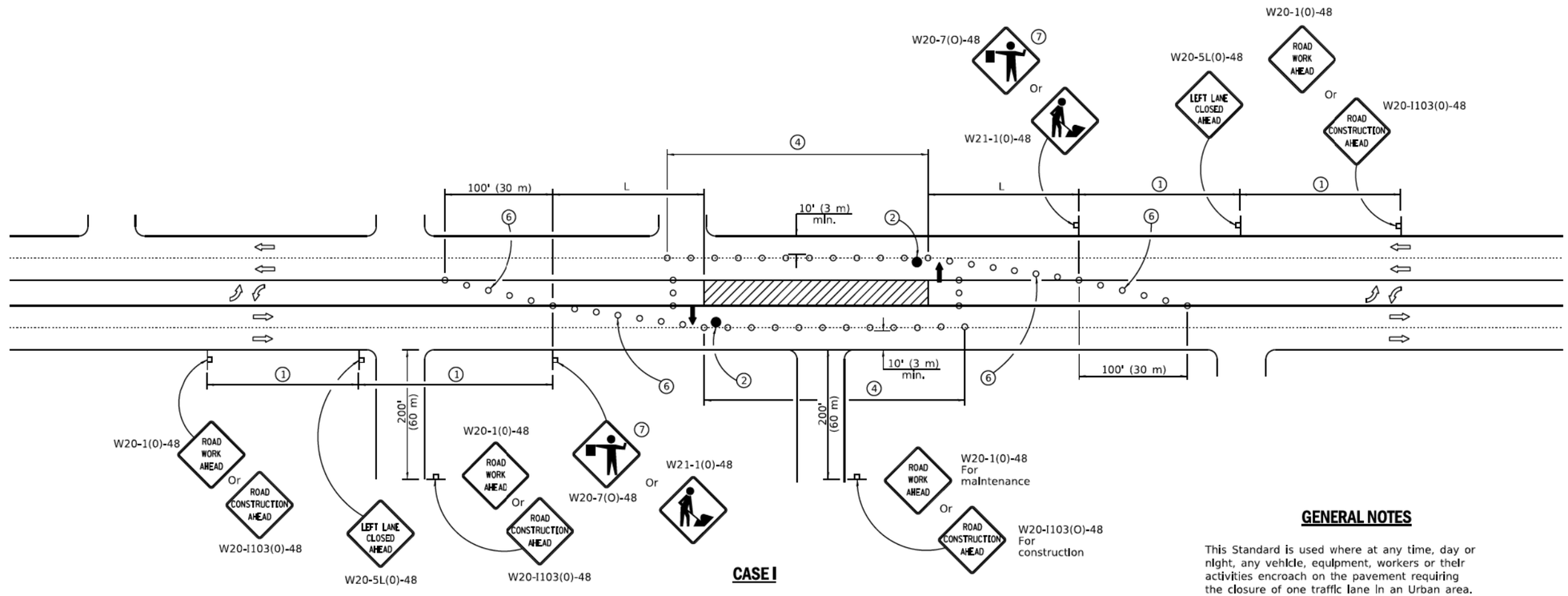

CASE I

1. Refer to SIGN SPACING TABLE for distances.
2. Required for speeds > 40 mph (70 km/h).
3. Required if work exceeds 500' (164 m) or 1 block, repeat every 1 mile (1.6 km).
4. Cones at 25' (8 m) centers for 250' (75 m) on approach. Additional cones may be placed at 50' (15 m) centers. When drums or type I or II barricades are used, the interval between devices may be doubled.
5. For approved sideroad closures.
6. Cones, drums or barricades at 20' (6 m) centers in taper.
7. Use flagger sign only when flagger is present.

SIGN SPACING	
Posted Speed	Sign Spacing
55	500' (150 m)
50-45	350' (100 m)
<45	200' (60 m)

SYMBOLS

- Arrow board
- Work area
- Barricade or drum with steady burning omnidirectional light
- Flagger with traffic control sign
- Cone, drum or barricade
- Sign on portable or permanent support
- Type III barricade with flashing lights

GENERAL NOTES

This Standard is used where at any time, day or night, any vehicle, equipment, workers or their activities encroach on the pavement requiring the closure of one traffic lane in an Urban area.

If the work operation is performed between 9:00 a.m. and 3:00 p.m. and does not exceed 15 min. Traffic protection shall be as shown for Standard 701426.

Calculate L as follows:

SPEED LIMIT	FORMULAS English	FORMULAS (Metric)
40 mph (70 km/h) or less:	$L=\frac{WS^2}{60}$	$L=\frac{WS^2}{150}$
45 mph (80 km/h) or greater:	$L=(W)(S)$	$L=0.65(W)(S)$

W = Width of offset in feet (meters).

S = Normal posted speed mph (km/h).

All dimensions are in inches (millimeters) unless otherwise shown.

Illinois Department of Transportation

APPROVED January 1, 2019
ENGINEER OF SAFETY PROG. AND ENGINEERING

APPROVED January 1, 2019
ENGINEER OF DESIGN AND ENVIRONMENT

ISSUED 1-1-13

DATE	REVISIONS
1-1-19	Revised to allow cones at night.
1-1-18	Moved arrow boards into
	closed lanes for CASE I.

URBAN LANE CLOSURE, MULTILANE, 2W WITH BIDIRECTIONAL LEFT TURN LANE

(Sheet 1 of 4)

STANDARD 701602-10

CDOT CHICAGO DEPARTMENT OF TRANSPORTATION

REVISIONS			
NO.	BY	DATE	DESCRIPTION

CITY OF CHICAGO
DEPARTMENT OF TRANSPORTATION
DIVISION OF ENGINEERING

2021 ARTERIAL STREET RESURFACING
FAR SOUTH AREA B-7-176

IDOT STANDARD DETAILS

SHEET NO. 205

STANDARD DETAILS

SCALE: N.T.S.

DATE: 4/19/2021

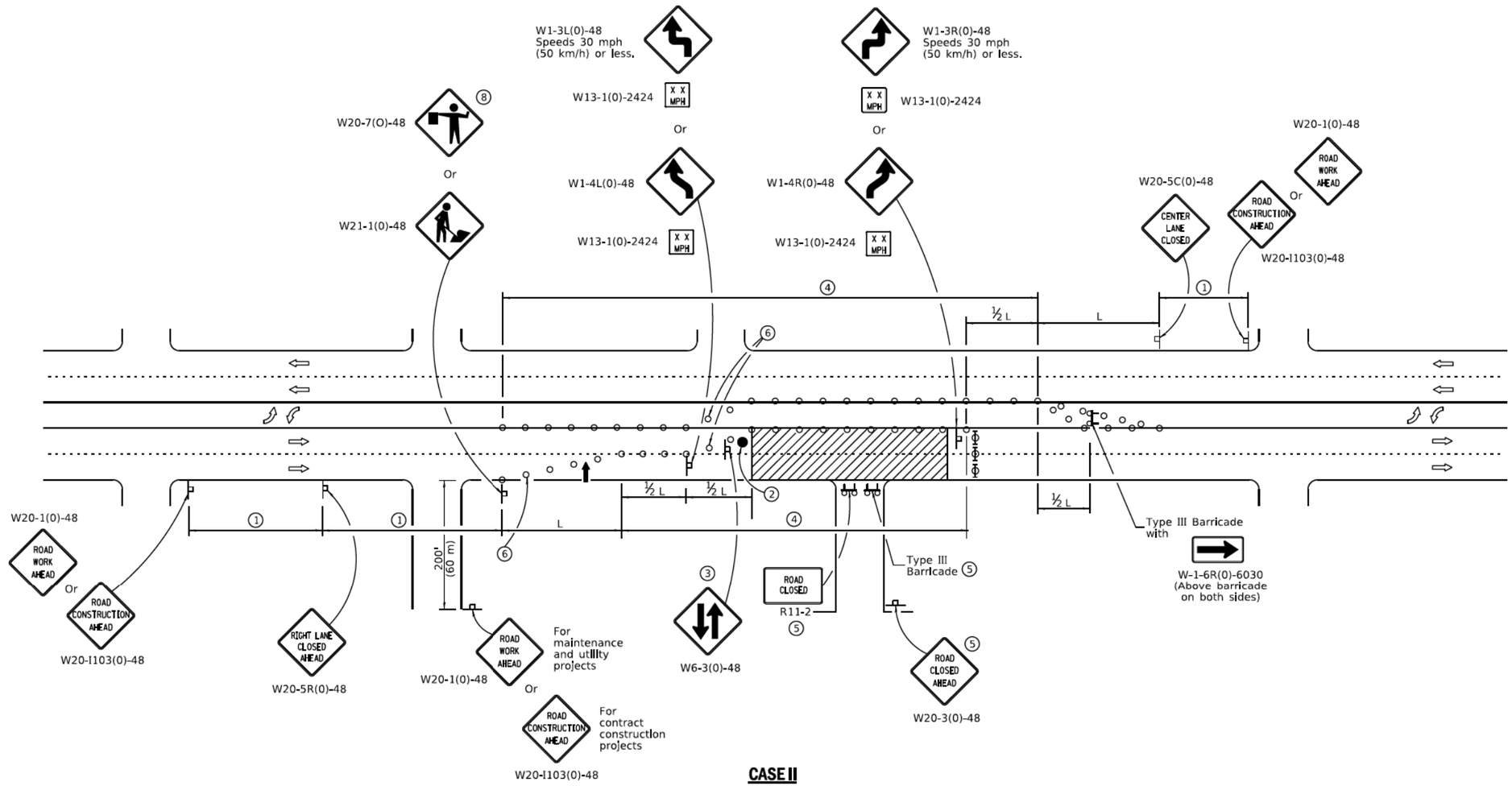

CASE II

Illinois Department of Transportation

APPROVED January 1, 2019
ENGINEER OF SAFETY PROG. AND ENGINEERING

APPROVED January 1, 2019
ENGINEER OF DESIGN AND ENVIRONMENT

ISSUED 1-1-13

URBAN LANE CLOSURE, MULTILANE, 2W WITH BIDIRECTIONAL LEFT TURN LANE

(Sheet 2 of 4)

STANDARD 701602-10

CDOT
CHICAGO DEPARTMENT OF TRANSPORTATION

REVISIONS			
NO.	BY	DATE	DESCRIPTION

752 of 784

CITY OF CHICAGO
DEPARTMENT OF TRANSPORTATION
DIVISION OF ENGINEERING

2021 ARTERIAL STREET RESURFACING
FAR SOUTH AREA B-7-176

STANDARD DETAILS

IDOT STANDARD DETAILS

SCALE: N.T.S.

SHEET NO. 206

DATE: 4/19/2021

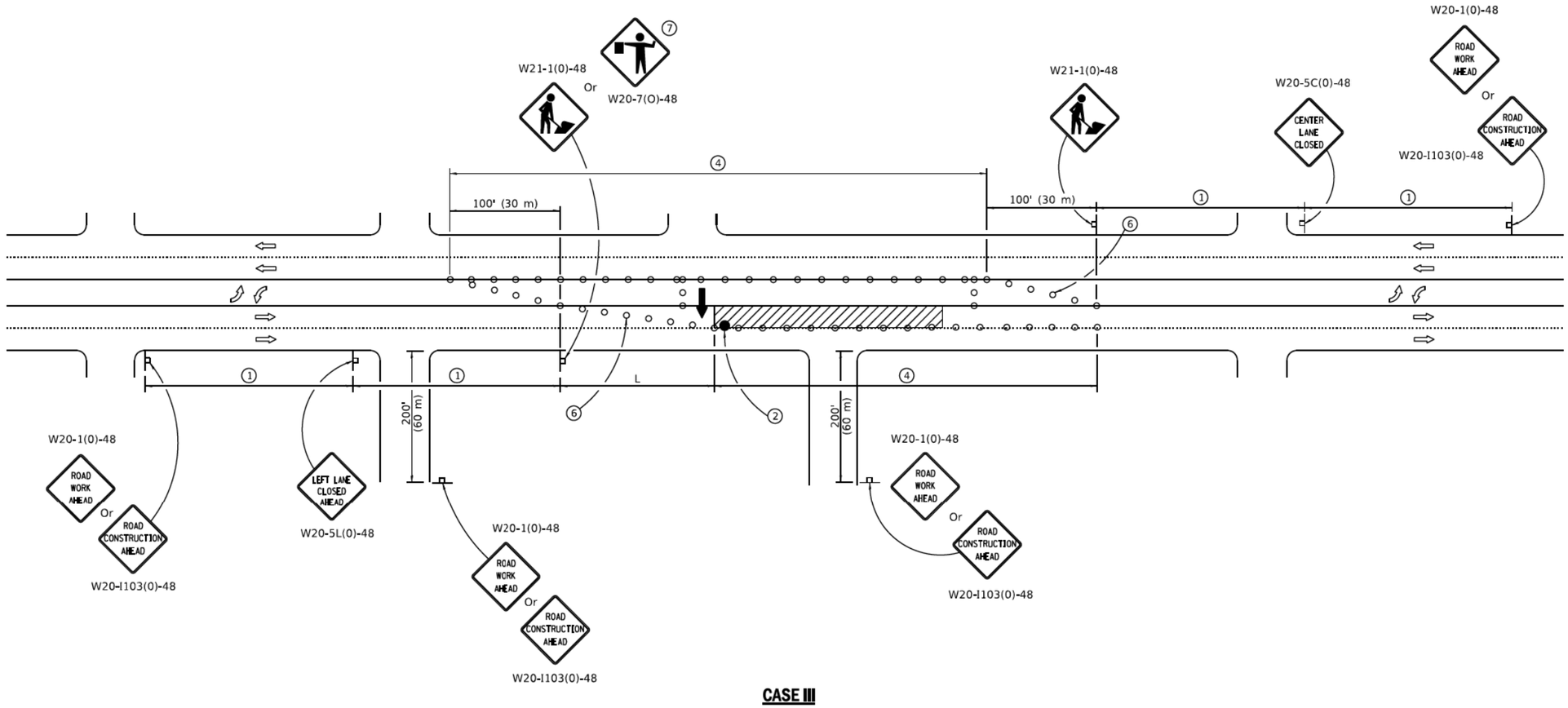

Illinois Department of Transportation

APPROVED January 1, 2019
ENGINEER OF SAFETY PROG. AND ENGINEERING

APPROVED January 1, 2019
ENGINEER OF DESIGN AND ENVIRONMENT

ISSUED 1-1-13

URBAN LANE CLOSURE, MULTILANE, 2W WITH BIDIRECTIONAL LEFT TURN LANE

(Sheet 3 of 4)

STANDARD 701602-10

CDOT
CHICAGO DEPARTMENT OF TRANSPORTATION

REVISIONS			
NO.	BY	DATE	DESCRIPTION

CITY OF CHICAGO
DEPARTMENT OF TRANSPORTATION
DIVISION OF ENGINEERING

2021 ARTERIAL STREET RESURFACING
FAR SOUTH AREA B-7-176

IDOT STANDARD DETAILS

SHEET NO. 207

STANDARD DETAILS

SCALE: N.T.S.

DATE: 4/19/2021

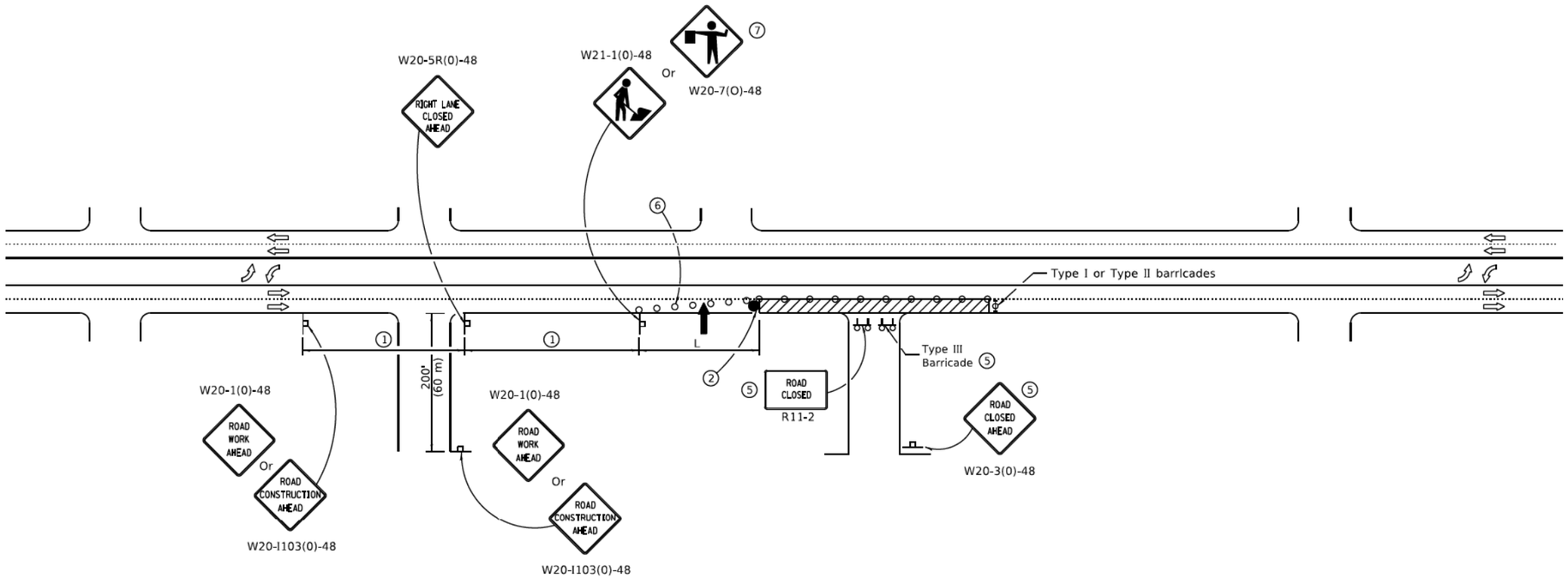

CASE IV

Illinois Department of Transportation

APPROVED January 1, 2019
ENGINEER OF SAFETY PROG. AND ENGINEERING

APPROVED January 1, 2019
ENGINEER OF DESIGN AND ENVIRONMENT

ISSUED 1-1-13

URBAN LANE CLOSURE, MULTILANE, 2W WITH BIDIRECTIONAL LEFT TURN LANE

(Sheet 4 of 4)

STANDARD 701602-10

CDOT
CHICAGO DEPARTMENT OF TRANSPORTATION

REVISIONS			
NO.	BY	DATE	DESCRIPTION

CITY OF CHICAGO
DEPARTMENT OF TRANSPORTATION
DIVISION OF ENGINEERING

2021 ARTERIAL STREET RESURFACING
FAR SOUTH AREA B-7-176

STANDARD DETAILS

IDOT STANDARD DETAILS

SCALE: N.T.S.

SHEET NO. 208

DATE: 4/19/2021

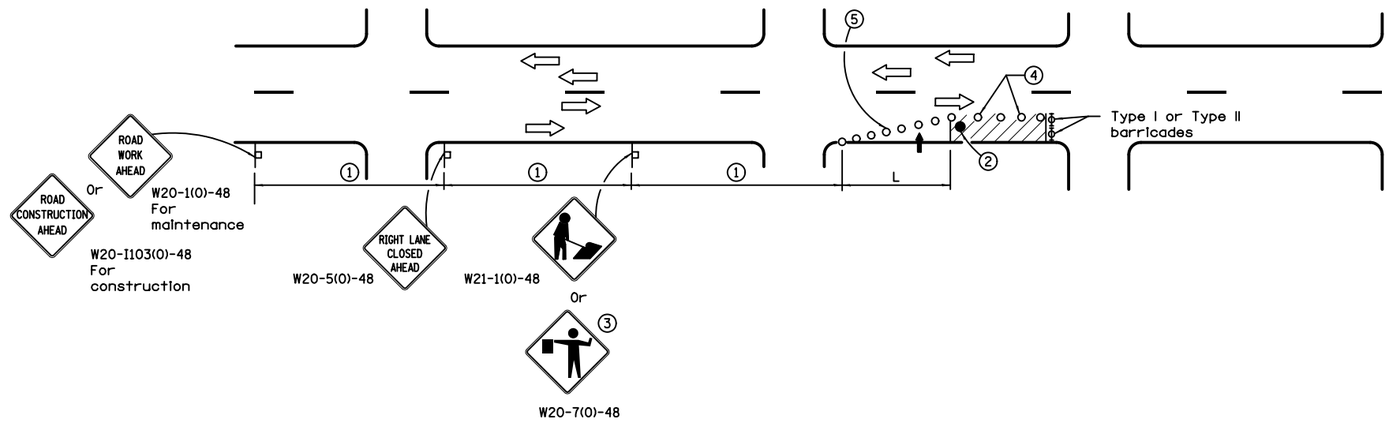

SIGN SPACING	
Posted Speed	Sign Spacing
55	500′ (150 m)
50-45	350′ (100 m)
<45	200′ (60 m)

SYMBOLS

- Arrow board
- Cone, drum or barricade
- Sign on portable or permanent support
- Work area
- Barricade or drum with flashing light
- Flagger with traffic control sign.

1. Refer to SIGN SPACING TABLE for distances.
2. Required for speeds > 40 mph.
3. Use flagger sign only when flagger is present.
4. Cones at 25′ (8 m) centers for 250′ (75 m). Additional cones may be placed at 50′ (15 m) centers. When drums or Type I or Type II barricades are used, the interval between devices may be doubled.
5. Cones, drums or barricades at 20′ (6 m) centers in taper.

GENERAL NOTES

This Standard is used where at any time, day or night, any vehicle, equipment, workers or their activities encroach on the pavement requiring the closure of one traffic lane in an Urban area.

Calculate L as follows:

SPEED LIMIT	FORMULAS English	FORMULAS (Metric)
40 mph (70 km/h) or less:	$L=\frac{WS^2}{60}$	$L=\frac{WS^2}{150}$
45 mph (80 km/h) or greater:	L=(W)(S)	L=0.65(W)(S)

W = Width of offset in feet (meters).

S = Normal posted speed mph (km/h).

All dimensions are in inches (millimeters) unless otherwise shown.

Illinois Department of Transportation

APPROVED January 1, 2015
ENGINEER OF SAFETY ENGINEERING

APPROVED January 1, 2015
ENGINEER OF DESIGN AND ENVIRONMENT

ISSUED 1-1-97

DATE	REVISIONS
1-1-15	Renamed standard. Moved
	case on Sheet 2 to new
	Highway Standard.
1-1-14	Revised workers sign
	number to agree with
	current MUTCD.

URBAN SINGLE LANE CLOSURE, MULTILANE, 2W WITH MOUNTABLE MEDIAN

STANDARD 701606-10

CDOT
CHICAGO DEPARTMENT OF TRANSPORTATION

REVISIONS			
NO.	BY	DATE	DESCRIPTION

CITY OF CHICAGO
DEPARTMENT OF TRANSPORTATION
DIVISION OF ENGINEERING

2021 ARTERIAL STREET RESURFACING
FAR SOUTH AREA B-7-176

IDOT STANDARD DETAILS

SHEET NO. 209

STANDARD DETAILS

SCALE: N.T.S.

DATE: 4/19/2021

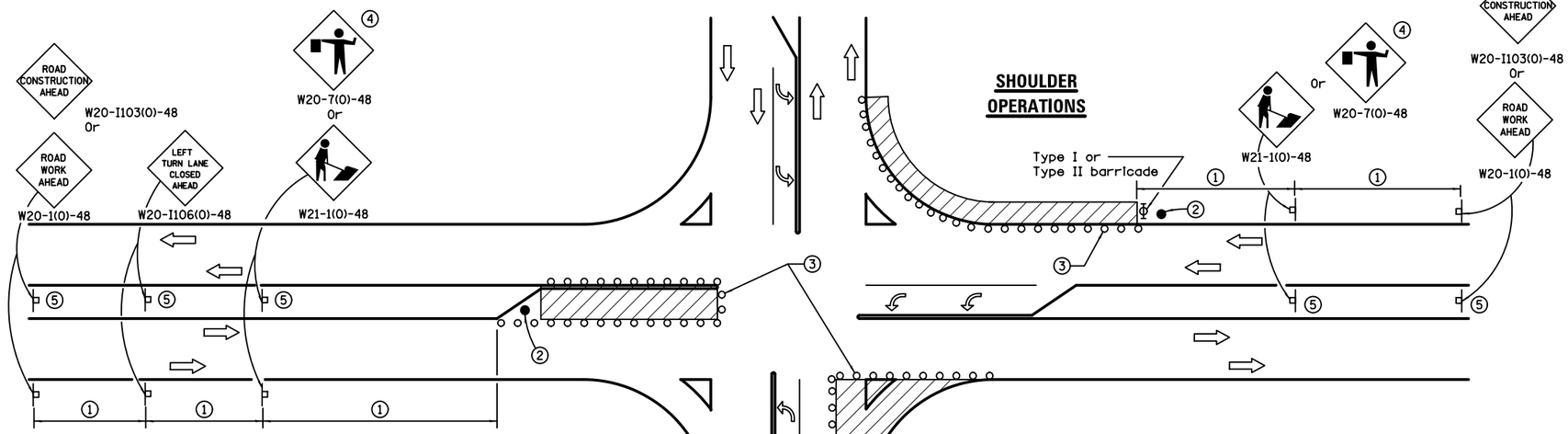

LEFT TURN LANE OR CENTER MEDIAN OPERATIONS

1. Refer to SIGN SPACING TABLE for distance.
2. Required for speed > 40 mph.
3. Cones at 25′ (8 m) centers for 250′ (75 m). Additional cones may be placed at 50′ (15 m) centers. When drums or Type I or Type II barricades are used, the interval between devices may be doubled.
4. Use flagger sign only when flagger is present.
5. Omit this sign when median is less than 10′ (3 m) or for bi-directional turn lanes.
6. Cones, drums or barricades at 20′ (6 m) centers in taper.
7. Advanced arrow board required for speeds > 45 mph.
8. Three Type II barricades, drums or vertical barricades at 50′ (15 m) centers.

SIGN SPACING	
Posted Speed	Sign Spacing
55	500′ (150 m)
50-45	350′ (100 m)
<45	200′ (60 m)

SYMBOLS

- Work area
- Cone, drum or barricade
- Sign on portable or permanent support
- Arrow board
- Barricade or drum with flashing light
- Flagger with traffic control sign

CORNER ISLAND OPERATIONS

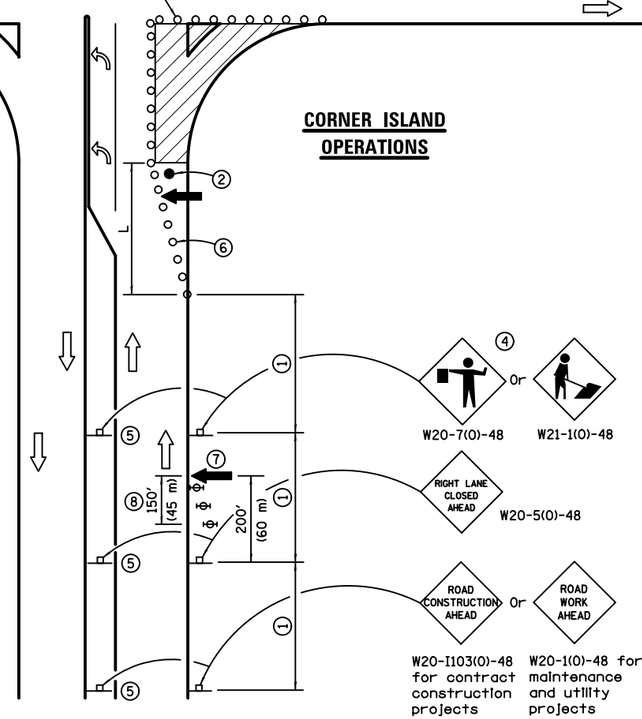

GENERAL NOTES

This Standard is used where at any time, day or night, any vehicle, equipment, workers or their activities encroach on the pavement during shoulder operations or where construction requires lane closures in an urban area.

Calculate L as follows:

SPEED LIMIT	FORMULAS English	FORMULAS (Metric)
40 mph (70 km/h) or less:	$L=\frac{WS^2}{60}$	$L=\frac{WS^2}{150}$
45 mph (80 km/h) or greater:	L=(W)(S)	L=0.65(W)(S)

W = Width of offset in feet (meters).

S = Normal posted speed mph (km/h).

All dimensions are in inches (millimeters) unless otherwise shown.

Illinois Department of Transportation

APPROVED April 1, 2016
ENGINEER OF SAFETY ENGINEERING

APPROVED April 1, 2016
ENGINEER OF DESIGN AND ENVIRONMENT

ISSUED 1-1-97

DATE	REVISIONS
4-1-16	Corrected sign number for
	LEFT TURN LANE CLOSED
	AHEAD.
1-1-14	Added devices at arrow
	board upstream from taper.
	Rev. workers sign number.

URBAN LANE CLOSURE, MULTILANE INTERSECTION

STANDARD 701701–10

CDOT
CHICAGO DEPARTMENT OF TRANSPORTATION

REVISIONS			
NO.	BY	DATE	DESCRIPTION

CITY OF CHICAGO
DEPARTMENT OF TRANSPORTATION
DIVISION OF ENGINEERING

2021 ARTERIAL STREET RESURFACING
FAR SOUTH AREA B–7–176

STANDARD DETAILS

IDOT STANDARD DETAILS

SCALE: N.T.S.

SHEET NO. 210

DATE: 4/19/2021

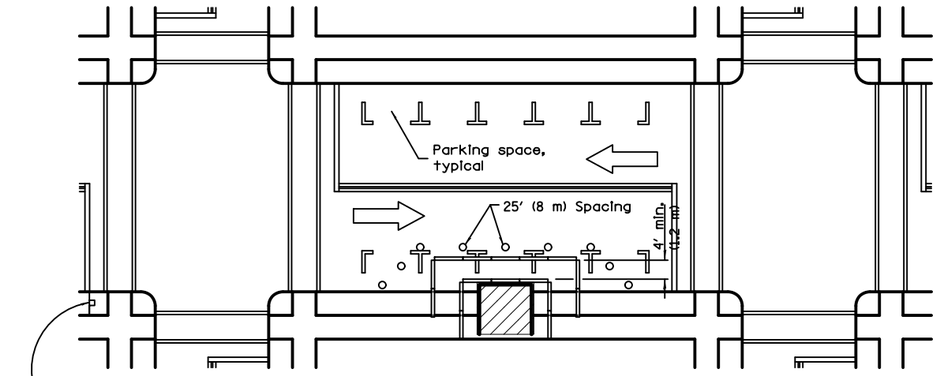

① ROAD CONSTRUCTION AHEAD — W20-I103(0)-48 for contract construction projects

Or

① ROAD WORK AHEAD — W20-1(0)-48 for maintenance and utility projects

SIDEWALK DIVERSION

① Omit whenever duplicated by road work traffic control.

SYMBOLS

- Work area
- Sign on portable or permanent support
- Barricade or drum
- Cone, drum or barricade
- Type III barricade
- Detectable pedestrian chanellizing barricade

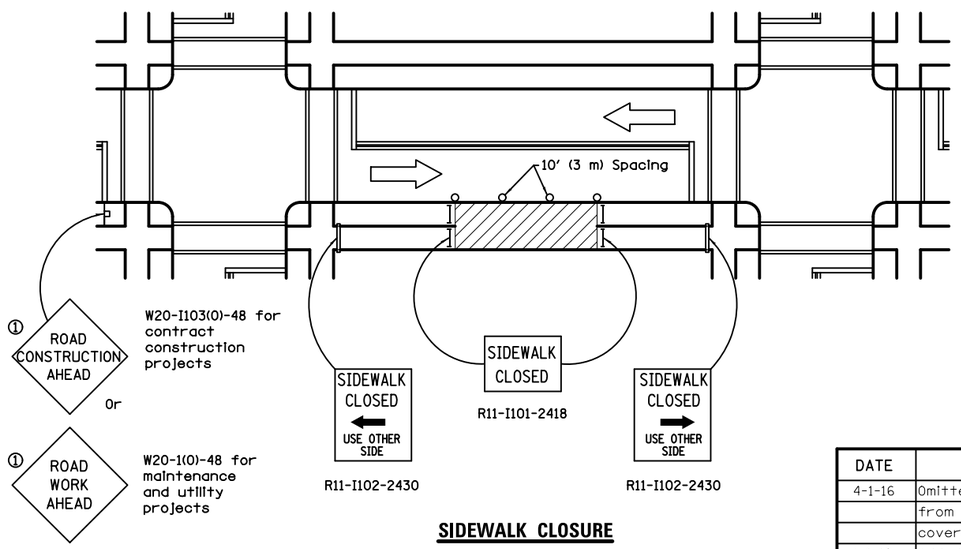

① ROAD CONSTRUCTION AHEAD — W20-I103(0)-48 for contract construction projects

Or

① ROAD WORK AHEAD — W20-1(0)-48 for maintenance and utility projects

SIDEWALK CLOSURE

GENERAL NOTES

This Standard is used where, at any time, pedestrian traffic must be rerouted due to work being performed.

This Standard must be used in conjunction with other Traffic Control & Protection Standards when roadway traffic is affected.

Temporary facilities shall be detectable and accessible.

The temporary pedestrian facilities shall be provided on the same side of the closed facilities whenever possible.

The SIDEWALK CLOSED / USE OTHER SIDE sign shall be placed at the nearest crosswalk or intersection to each end of the closure. Where the closure occurs at a corner, the signs shall be erected on the corners across the street from the closure. The SIDEWALK CLOSED signs shall be used at the ends of the actual closures.

Type III barricades and R11-2-4830 signs shall be positioned as shown in "ROAD CLOSED TO ALL TRAFFIC" detail on Standard 701901.

All dimensions are in inches (millimeters) unless otherwise shown.

Illinois Department of Transportation

APPROVED April 1, 2016
ENGINEER OF SAFETY ENGINEERING

APPROVED April 1, 2016
ENGINEER OF DESIGN AND EVIRONMENT

ISSUED 1-19-7

DATE	REVISIONS
4-1-16	Omitted orange safety fence
	from standard as this is
	covered in the std. spec.
1-1-12	Added SIDEWALK DIVERSION.
	Modified appearance of
	plan views. Renamed Std.

SIDEWALK, CORNER OR CROSSWALK CLOSURE

(Sheet 1 of 2)

STANDARD 701801-06

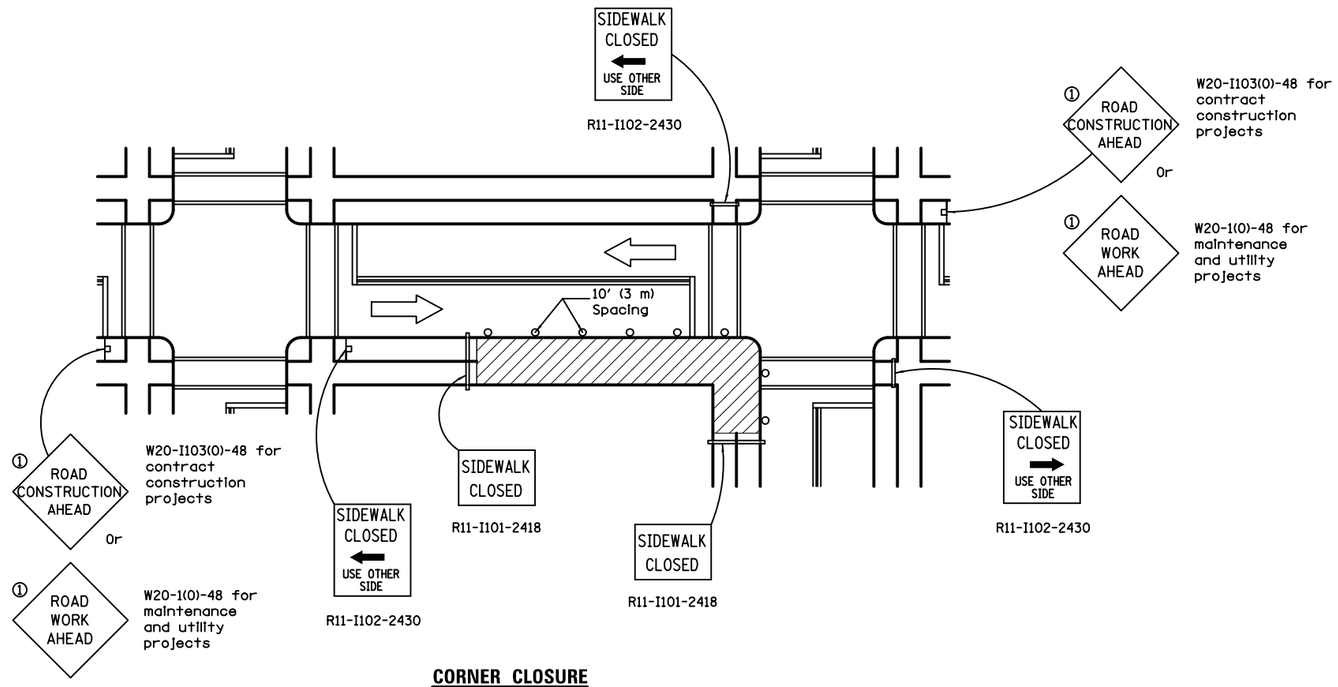

CORNER CLOSURE

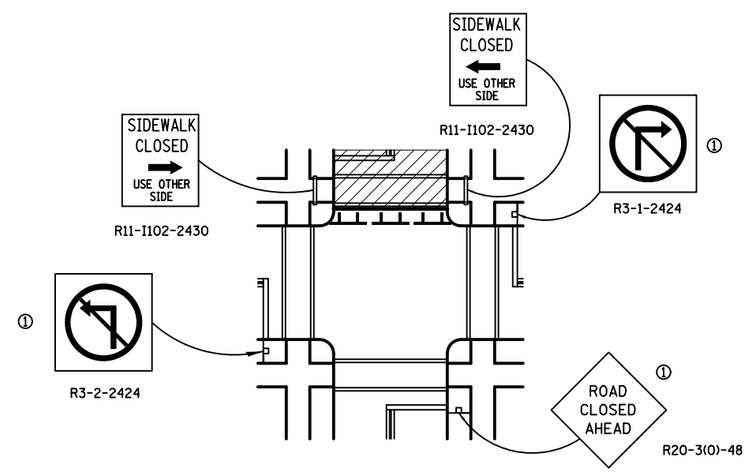

CROSSWALK CLOSURE

Illinois Department of Transportation

APPROVED April 1, 2016
ENGINEER OF SAFETY ENGINEERING

APPROVED April 1, 2016
ENGINEER OF DESIGN AND EVIRONMENT

ISSUED 1-1-97

SIDEWALK, CORNER OR CROSSWALK CLOSURE

(Sheet 2 of 2)

STANDARD 701801-06

CDOT
CHICAGO DEPARTMENT OF TRANSPORTATION

REVISIONS			
NO.	BY	DATE	DESCRIPTION

CITY OF CHICAGO
DEPARTMENT OF TRANSPORTATION
DIVISION OF ENGINEERING

2021 ARTERIAL STREET RESURFACING
FAR SOUTH AREA B-7-176

STANDARD DETAILS

IDOT STANDARD DETAILS

SCALE: N.T.S.

SHEET NO. 212

DATE: 4/19/2021

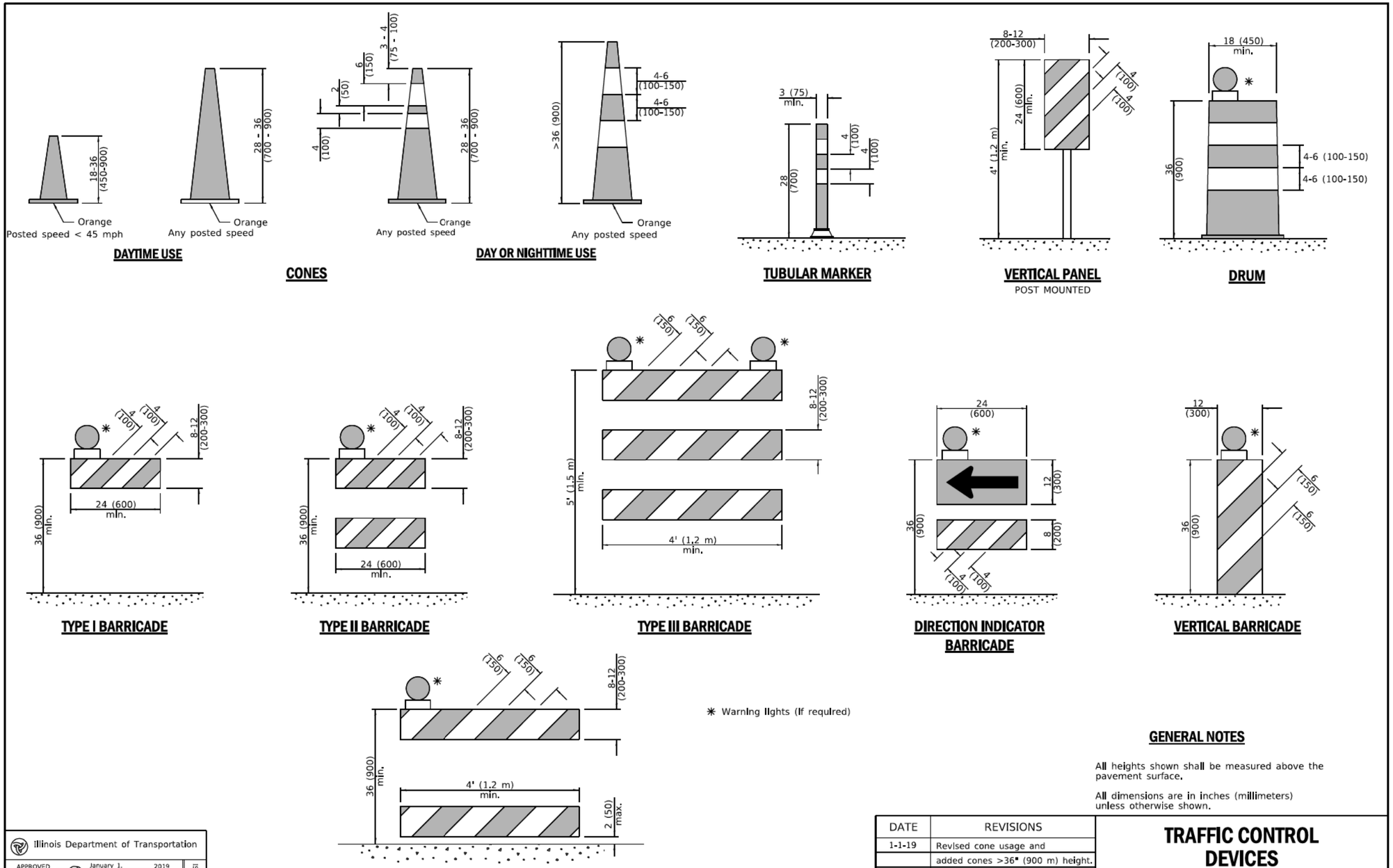

GENERAL NOTES

All heights shown shall be measured above the pavement surface.

All dimensions are in inches (millimeters) unless otherwise shown.

Illinois Department of Transportation

APPROVED January 1, 2019
ENGINEER OF SAFETY PROG. AND ENGINEERING

APPROVED January 1, 2019
ENGINEER OF DESIGN AND ENVIRONMENT

ISSUED 1-1-13

DATE	REVISIONS
1-1-19	Revised cone usage and
	added cones >36" (900 m) height.
1-1-18	Revised END WORK ZONE
	SPEED LIMIT sign from
	orange to white background.

TRAFFIC CONTROL DEVICES

(Sheet 1 of 3)

STANDARD 701901-08

CDOT
CHICAGO DEPARTMENT OF TRANSPORTATION

REVISIONS			
NO.	BY	DATE	DESCRIPTION

CITY OF CHICAGO
DEPARTMENT OF TRANSPORTATION
DIVISION OF ENGINEERING

2021 ARTERIAL STREET RESURFACING
FAR SOUTH AREA B-7-176

IDOT STANDARD DETAILS

SHEET NO. 213

STANDARD DETAILS

SCALE: N.T.S.

DATE: 4/19/2021

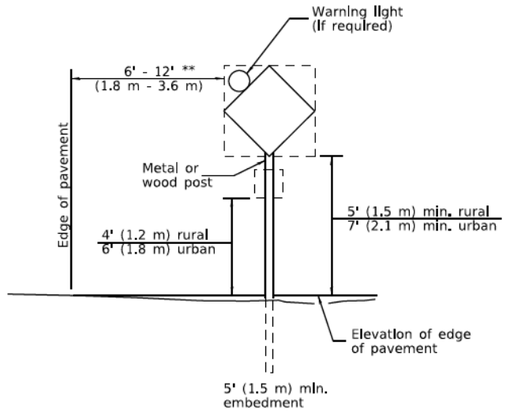

POST MOUNTED SIGNS

** When curb or paved shoulder are present this dimension shall be 24 (600) to the face of curb or 6' (1.8 m) to the outside edge of the paved shoulder.

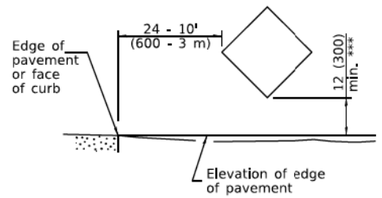

SIGNS ON TEMPORARY SUPPORTS

*** When work operations exceed four days, this dimension shall be 5' (1.5 m) min. If located behind other devices, the height shall be sufficient to be seen completely above the devices.

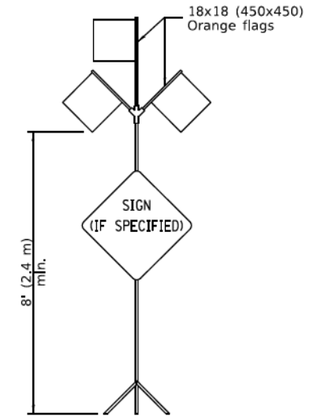

HIGH LEVEL WARNING DEVICE

ROAD CONSTRUCTION NEXT X MILES	END CONSTRUCTION
G20-I104(0)-6036	G20-I105(0)-6024

This signing is required for all projects 2 miles (3200 m) or more in length.

ROAD CONSTRUCTION NEXT X MILES sign shall be placed 500' (150 m) in advance of project limits.

END CONSTRUCTION sign shall be erected at the end of the job unless another job is within 2 miles (3200 m).

Dual sign displays shall be utilized on multi-lane highways.

WORK LIMIT SIGNING

W21-I115(0)-3618

R2-1-3648

R10-I108p-3618 ****

R2-I106p-3618

Sign assembly as shown on Standards or as allowed by District Operations.

END WORK ZONE SPEED LIMIT	G20-I103-6036

This sign shall be used when the above sign assembly is used.

HIGHWAY CONSTRUCTION SPEED ZONE SIGNS

**** R10-I108p shall only be used along roadways under the juristiction of the State.

W12-I103-4848

WIDTH RESTRICTION SIGN

XX'-XX" width and X miles are variable.

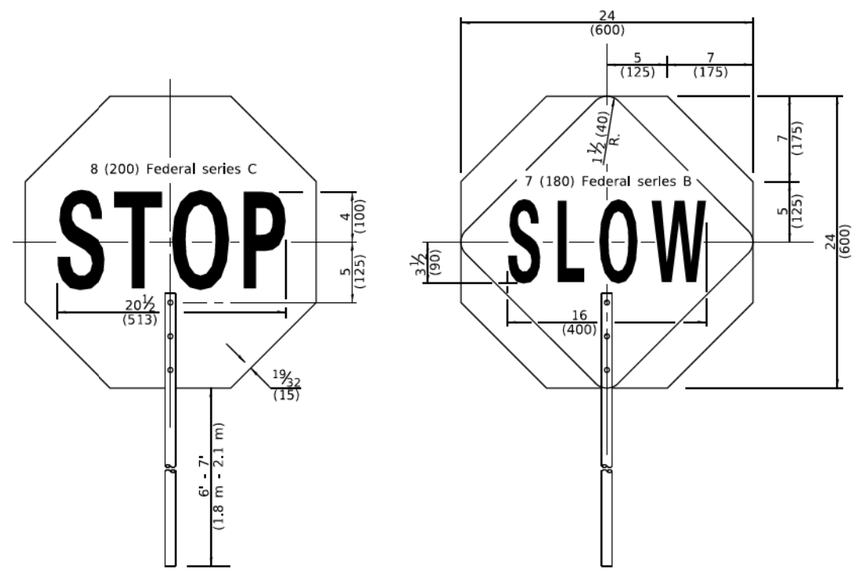

FLAGGER TRAFFIC CONTROL SIGN

Illinois Department of Transportation

APPROVED January 1, 2019
ENGINEER OF SAFETY PROG. AND ENGINEERING

APPROVED January 1, 2019
ENGINEER OF DESIGN AND ENVIRONMENT

ISSUED 1-1-13

TRAFFIC CONTROL DEVICES

(Sheet 2 of 3)

STANDARD 701901-08

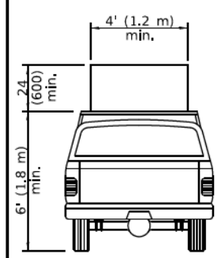

TYPE A ROOF MOUNTED

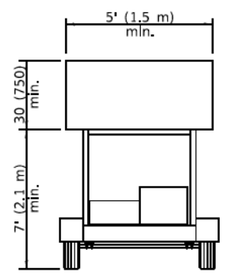

TYPE B ROOF OR TRAILER MOUNTED

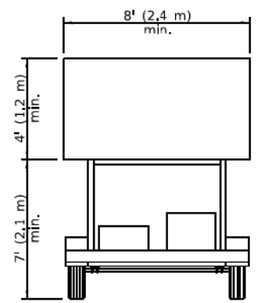

TYPE C TRAILER MOUNTED

ARROW BOARDS

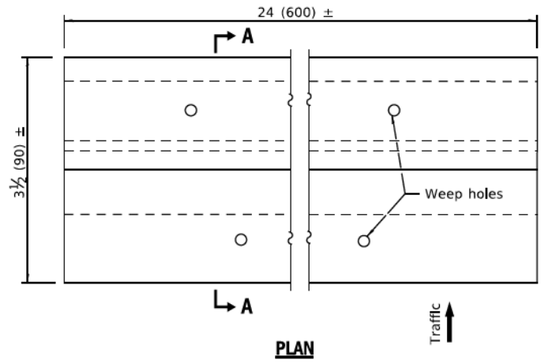

PLAN

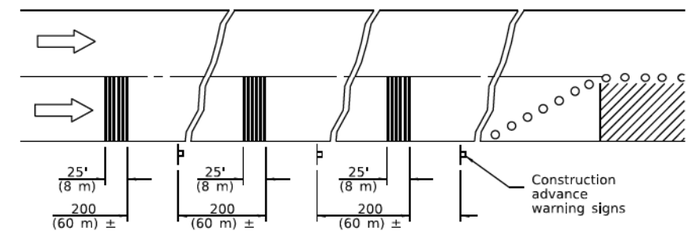

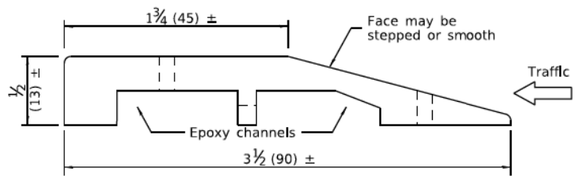

SECTION A-A

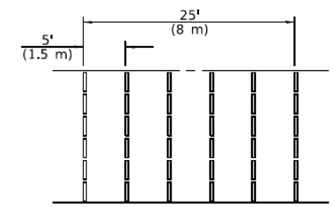

TYPICAL INSTALLATION

TEMPORARY RUMBLE STRIPS

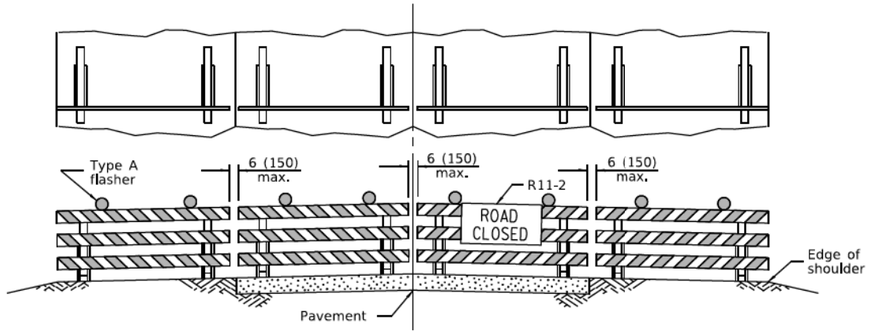

ROAD CLOSED TO ALL TRAFFIC

Reflectorized striping may be omitted on the back side of the barricades. If a Type III barricade with an attached sign panel which meets NCHRP 350 is not available, the sign may be mounted on an NCHRP 350 temporary sign support directly in front of the barricade.

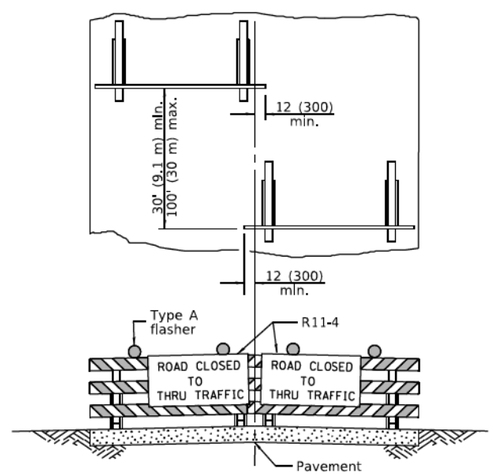

ROAD CLOSED TO THRU TRAFFIC

Reflectorized striping shall appear on both sides of the barricades. If a Type III barricade with an attached sign panel which meets NCHRP 350 is not available, the signs may be mounted on NCHRP 350 temporary sign supports directly in front of the barricade.

TYPICAL APPLICATIONS OF TYPE III BARRICADES CLOSING A ROAD

Illinois Department of Transportation

APPROVED January 1, 2019
ENGINEER OF SAFETY PROG. AND ENGINEERING

APPROVED January 1, 2019
ENGINEER OF DESIGN AND ENVIRONMENT

ISSUED 1-1-13

TRAFFIC CONTROL DEVICES

(Sheet 3 of 3)

STANDARD 701901-08

CDOT CHICAGO DEPARTMENT OF TRANSPORTATION

REVISIONS			
NO.	BY	DATE	DESCRIPTION

CITY OF CHICAGO
DEPARTMENT OF TRANSPORTATION
DIVISION OF ENGINEERING

2021 ARTERIAL STREET RESURFACING
FAR SOUTH AREA B-7-176

STANDARD DETAILS

IDOT STANDARD DETAILS

SCALE: N.T.S.

SHEET NO. 215

DATE: 4/19/2021

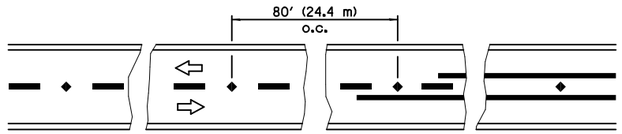

Reduce to 40′ (12.2 m) o.c. on curves with posted or advisory speeds of 45 mph (70 km/h) or less.

TWO–LANE /TWO–WAY

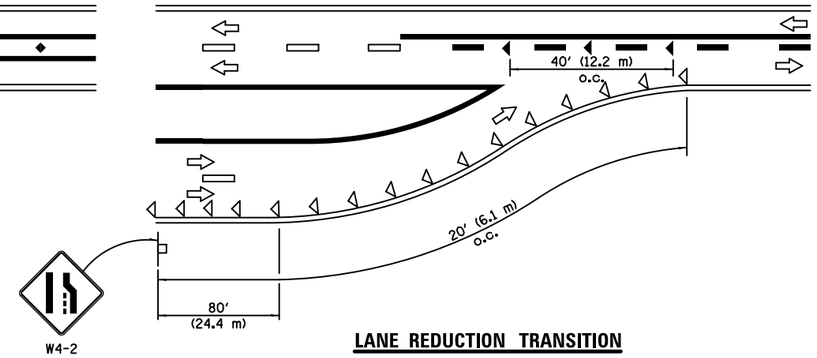

LANE REDUCTION TRANSITION

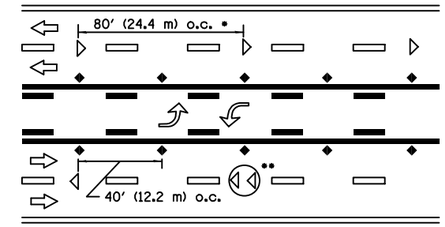

•,•• See MULTI LANE DIVIDED detail for lane marker notes.

TWO–WAY LEFT TURN

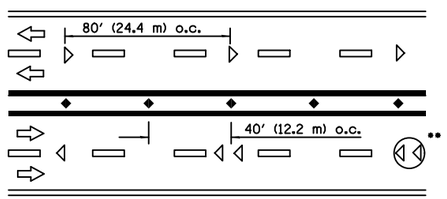

•,•• See MULTI LANE DIVIDED detail for lane marker notes.

MULTI–LANE UNDIVIDED

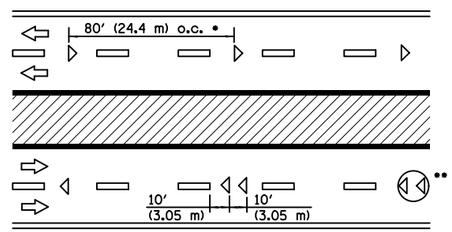

• Reduce to 40′ (12.2 m) o.c. on curves where advisory speeds are 10 mph (15 km/h) lower than posted speeds.

•• Where double lane line markers are specified, they shall be spaced as shown.

MULTI–LANE DIVIDED

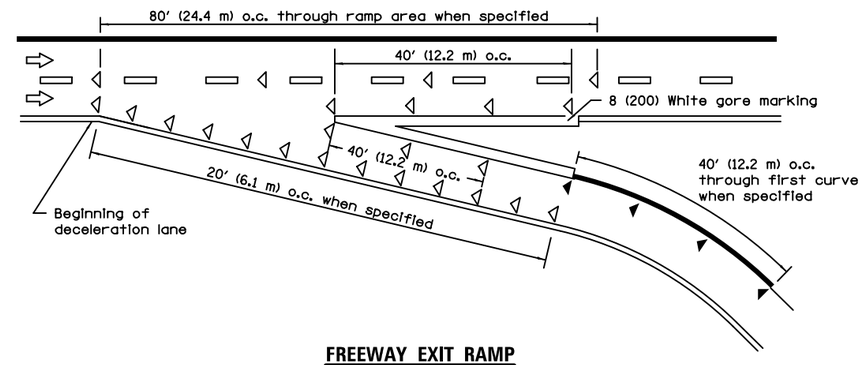

FREEWAY EXIT RAMP

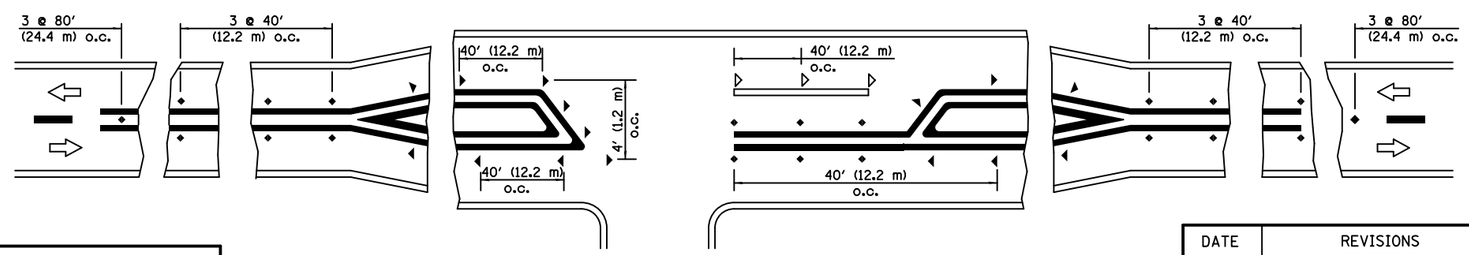

RURAL LEFT TURN

SYMBOLS

- Yellow stripe
- White stripe
- One-way amber marker
- One-way crystal marker
- Two-way amber marker

All dimensions are in inches (millimeters) unless otherwise shown.

Illinois Department of Transportation

APPROVED April 1, 2016
ENGINEER OF OPERATIONS

APPROVED April 1, 2016
ENGINEER OF DESIGN AND ENVIRONMENT

ISSUED 1-1-97

DATE	REVISIONS
4-1-16	Revised LANE ENDS sign
	W4-2 to agree with current
	MUTCD.
1-1-09	Switched units to
	English (metric).

TYPICAL APPLICATIONS RAISED REFLECTIVE PAVEMENT MARKERS

STANDARD 781001–04

CDOT
CHICAGO DEPARTMENT OF TRANSPORTATION

REVISIONS			
NO.	BY	DATE	DESCRIPTION

CITY OF CHICAGO
DEPARTMENT OF TRANSPORTATION
DIVISION OF ENGINEERING

2021 ARTERIAL STREET RESURFACING
FAR SOUTH AREA B–7–176

STANDARD DETAILS

IDOT STANDARD DETAILS

SCALE: N.T.S.

SHEET NO. 216

DATE: 4/19/2021

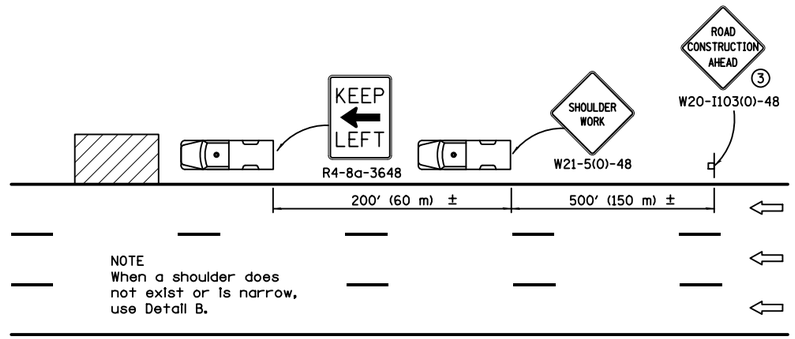

DETAIL A

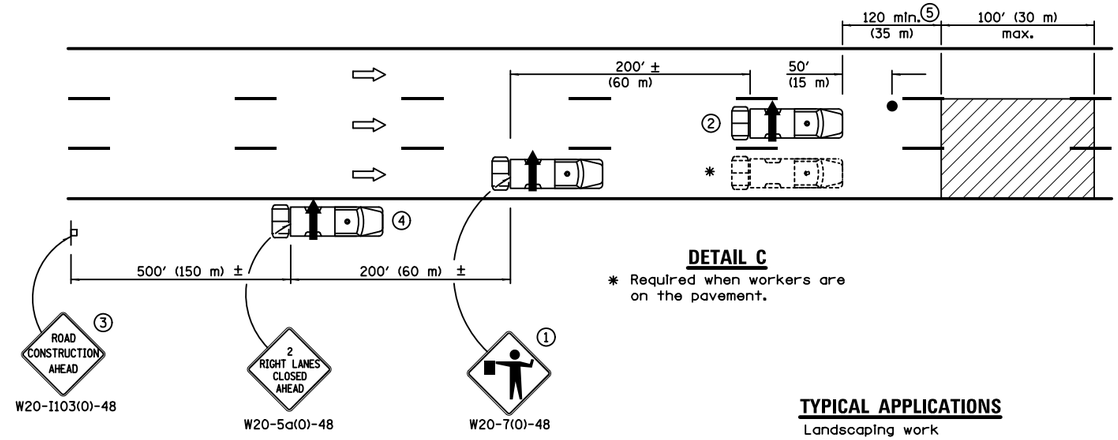

DETAIL C

✱ Required when workers are on the pavement.

TYPICAL APPLICATIONS

Landscaping work
Utility work
Pavement marking
Weed spraying
Roadometer measurements
Debris cleanup
Crack pouring

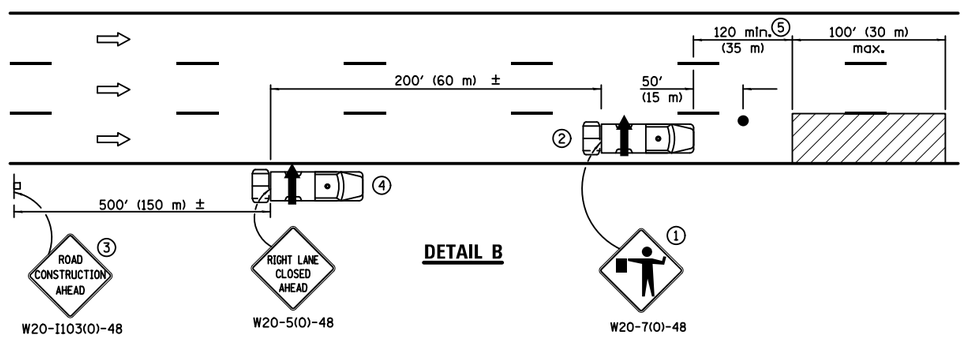

DETAIL B

① Flaggers are required when workers are on the pavement.

② For striping operations only. See sign arrow detail on this standard.

③ For stationary operations which are on the roadway or shoulder, greater than 15 minutes and up to 1 hour.

④ Omit truck, attenuator and arrow board when no shoulder exists due to curb and gutter.

⑤ The distance between the work and the lead truck may vary according to terrain or paint/crack sealing time.

G20-I101-2430
(appropriate arrow)
②(when striping only)

GENERAL NOTES

This Standard is used where any vehicle, equipment, workers or their activities will require: 1) stationary operations up to 1 hour, or 2) a continuous or intermittent moving operation where the average speed of movement is greater than 1 mph (2 km/h).

This Standard is also applicable when work is being performed in the left lane(s) or on the median shoulder. Under these conditions, KEEP RIGHT signs shall be substituted for KEEP LEFT signs and arrow board indications shall be directed to the right.

All dimensions are in inches (millimeter) unless otherwise shown.

SYMBOLS

- Arrow board
- Work area
- Truck with flashing amber light
- Truck/Trailer mounted attenuator
- Flagger with traffic control sign
- Sign

Illinois Department of Transportation

APPROVED January 1, 2017
ENGINEER OF SAFETY PROG. AND ENGINEERING

APPROVED January 1, 2017
ENGINEER OF DESIGN AND ENVIRONMENT

ISSUED 1-1-11

DATE	REVISIONS
1-1-17	Revised 'NOTE' on DETAIL A
	to use DETAIL B in lieu of
	DETAIL C.
4-1-16	Rev. gen. notes. Added
	note ⑤. Rev. dist. between
	work and lead truck.

LANE CLOSURE, MULTILANE, INTERMITTENT OR MOVING OPER., FOR SPEEDS ≤ 40 MPH

STANDARD 701427–05

CDOT
CHICAGO DEPARTMENT OF TRANSPORTATION

REVISIONS			
NO.	BY	DATE	DESCRIPTION

CITY OF CHICAGO
DEPARTMENT OF TRANSPORTATION
DIVISION OF ENGINEERING

2021 ARTERIAL STREET RESURFACING
FAR SOUTH AREA B–7–176

STANDARD DETAILS

IDOT STANDARD DETAILS

SCALE: N.T.S.

SHEET NO. 217

DATE: 4/19/2021

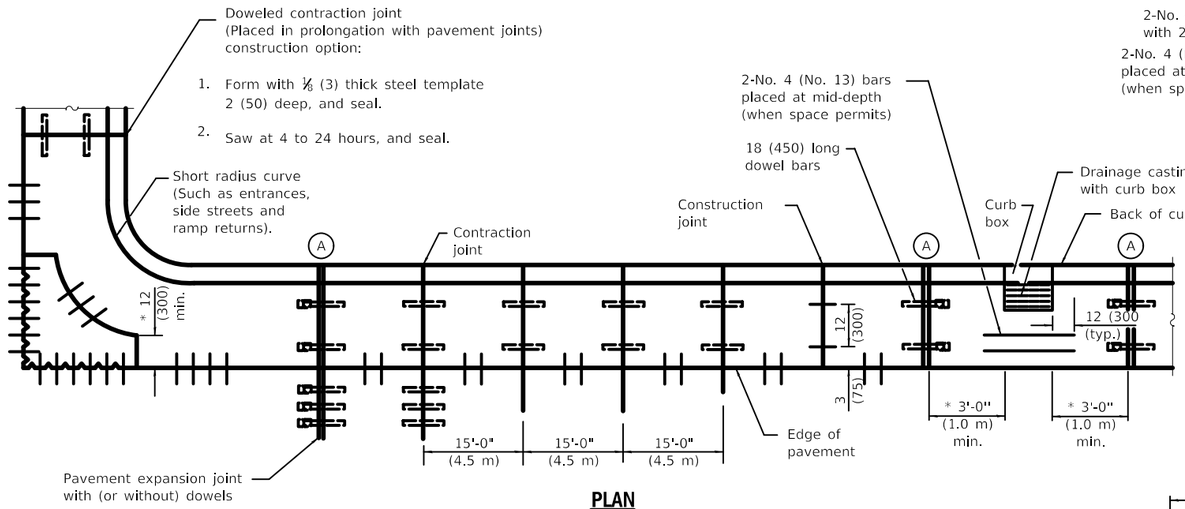

PLAN
ADJACENT TO PCC PAVEMENT OR PCC BASE COURSE

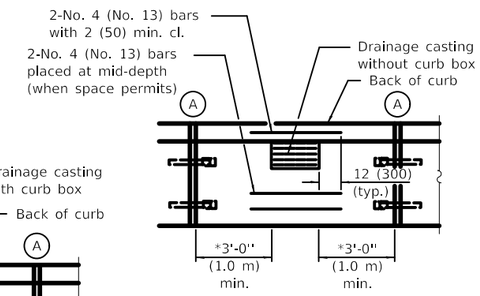

* This dimension shall be adjusted to align with joint on the adjacent pavement

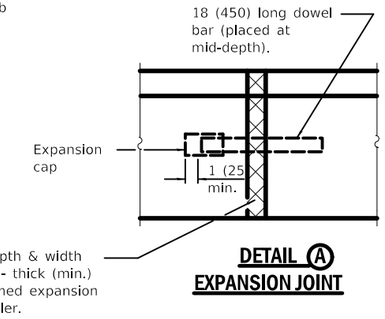

DETAIL (A) EXPANSION JOINT

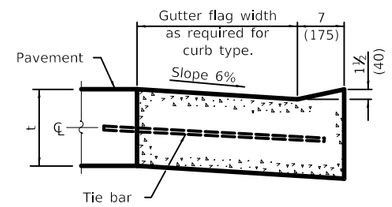

DEPRESSED CURB (TYPICAL)

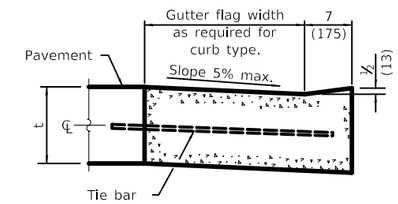

DEPRESSED CURB ADJACENT TO CURB RAMP ACCESSIBLE TO THE DISABLED

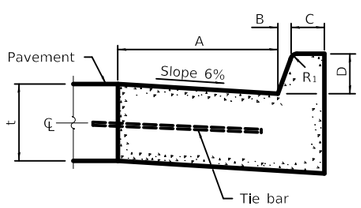

BARRIER CURB

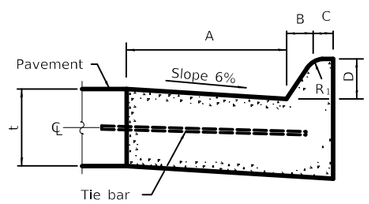

MOUNTABLE CURB

TABLE OF DIMENSIONS BARRIER CURB					
TYPE	A	B	C	D	R_1
B-6.06 * (B-15.15)	6 (150)	1 (25)	6 (150)	6 (150)	1 (25)
B-6.12 (B-15.3)	12 (300)	1 (25)	6 (150)	6 (150)	1 (25)
B-6.18 (B-15.45)	18 (450)	1 (25)	6 (150)	6 (150)	1 (25)
B-6.24 (B-15.60)	24 (600)	1 (25)	6 (150)	6 (150)	1 (25)
B-9.12 (B-22.30)	12 (300)	2 (50)	5 (125)	9 (225)	1 (25)
B-9.18 (B-22.45)	18 (450)	2 (50)	5 (125)	9 (225)	1 (25)
B-9.24 (B-22.60)	24 (600)	2 (50)	5 (125)	9 (225)	1 (25)

* For corner islands only.

TABLE OF DIMENSIONS MOUNTABLE CURB						
TYPE	A	B	C	D	R_1	R_2
M-2.06 (M-5.15)	6 (150)	2 (50)	4 (100)	2 (50)	3 (75)	2 (50)
M-2.12 (M-5.30)	12 (300)	2 (50)	4 (100)	2 (50)	3 (75)	2 (50)
M-4.06 (M-10.15)	6 (150)	4 (100)	3 (75)	4 (100)	3 (75)	NA
M-4.12 (M-10.30)	12 (300)	4 (100)	3 (75)	4 (100)	3 (75)	NA
M-4.18 (M-10.45)	18 (450)	4 (100)	3 (75)	4 (100)	3 (75)	NA
M-4.24 (M-10.60)	24 (600)	4 (100)	3 (75)	4 (100)	3 (75)	NA
M-6.06 (M-15.15)	6 (150)	6 (150)	2 (50)	6 (150)	2 (50)	NA
M-6.12 (M-15.30)	12 (300)	6 (150)	2 (50)	6 (150)	2 (50)	NA
M-6.18 (M-15.45)	18 (450)	6 (150)	2 (50)	6 (150)	2 (50)	NA
M-6.24 (M-15.60)	24 (600)	6 (150)	2 (50)	6 (150)	2 (50)	NA

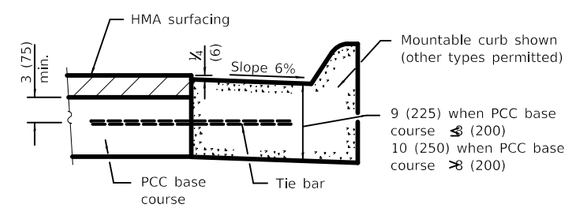

ADJACENT TO PCC BASE COURSE WITH HMA SURFACING

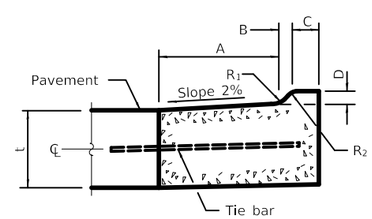

M-2.06 (M-5.15) and M-2.12 (M-5.30)

GENERAL NOTES

The bottom slope of combination curb and gutter constructed adjacent to pcc pavement shall be the same slope as the subbase or 6% when subbase is omitted.

t = Thickness of pavement.

Longitudinal joint tie bars shall be No. 6 (No. 19) at 36 (900) centers in accordance with details for longitudinal construction joint shown on Standard 420001.

A minimum clearance of 2 (50) between the end of the tie bar and the back of the curb shall be maintained.

The dowel bars shown in contraction joints will only be required for monolithic construction.

See Standard 606301 for details of corner islands.

All dimensions are in inches (millimeters) unless otherwise shown.

CONCRETE CURB TYPE B AND COMBINATION CONCRETE CURB AND GUTTER

(Sheet 1 of 2)

STANDARD 606001–07

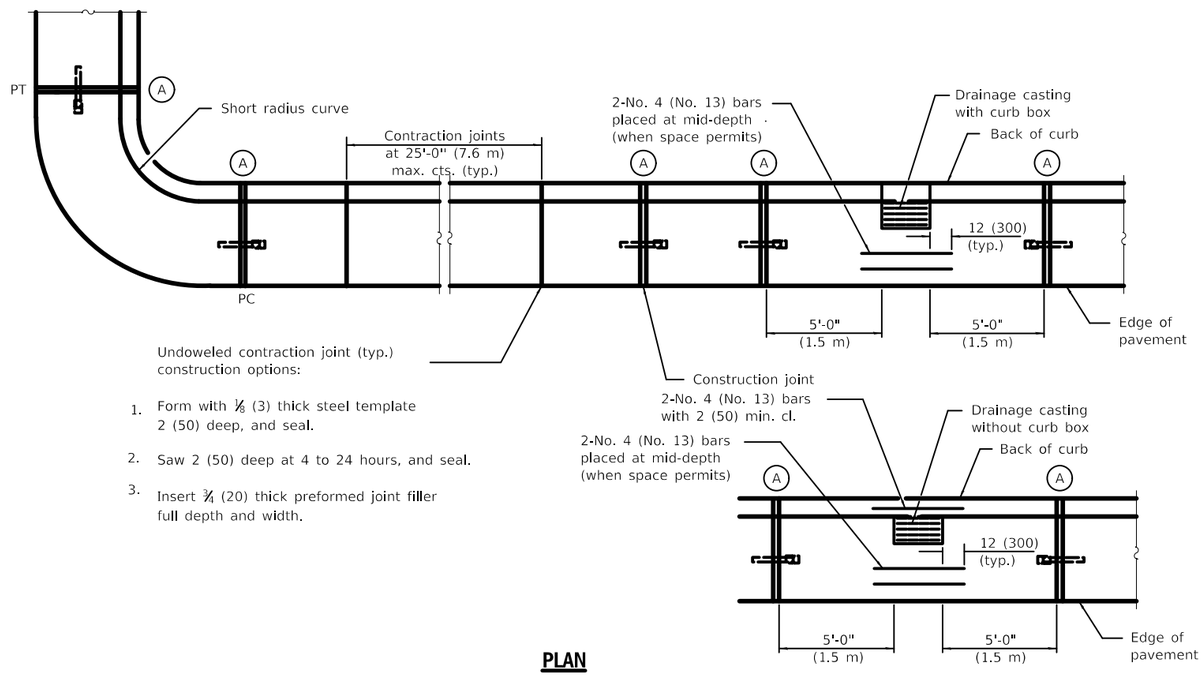

PLAN

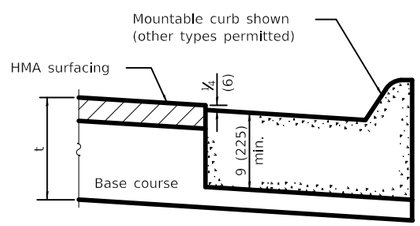

ON DISTURBED SUBGRADE

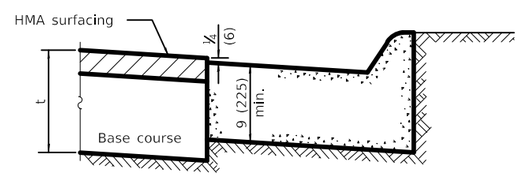

ON UNDISTURBED SUBGRADE

ADJACENT TO FLEXIBLE PAVEMENT

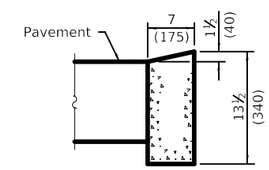

DEPRESSED CURB

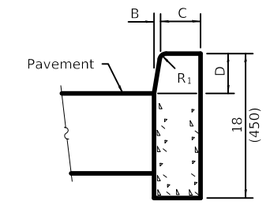

BARRIER CURB

ADJACENT TO FLEXIBLE PAVEMENT

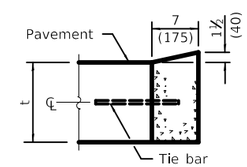

DEPRESSED CURB

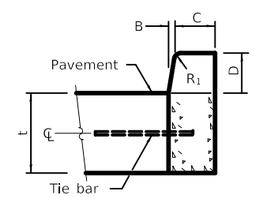

BARRIER CURB

ADJACENT TO PCC PAVEMENT OR PCC BASE COURSE

CONCRETE CURB TYPE B

CONCRETE CURB TYPE B AND COMBINATION CONCRETE CURB AND GUTTER

(Sheet 2 of 2)

STANDARD 606001–07

CDOT CHICAGO DEPARTMENT OF TRANSPORTATION	REVISIONS				CITY OF CHICAGO DEPARTMENT OF TRANSPORTATION DIVISION OF ENGINEERING	2021 ARTERIAL STREET RESURFACING FAR SOUTH AREA B–7–176	IDOT STANDARD DETAILS	SHEET NO. 219
	NO.	BY	DATE	DESCRIPTION		STANDARD DETAILS	SCALE: N.T.S.	DATE: 4/19/2021

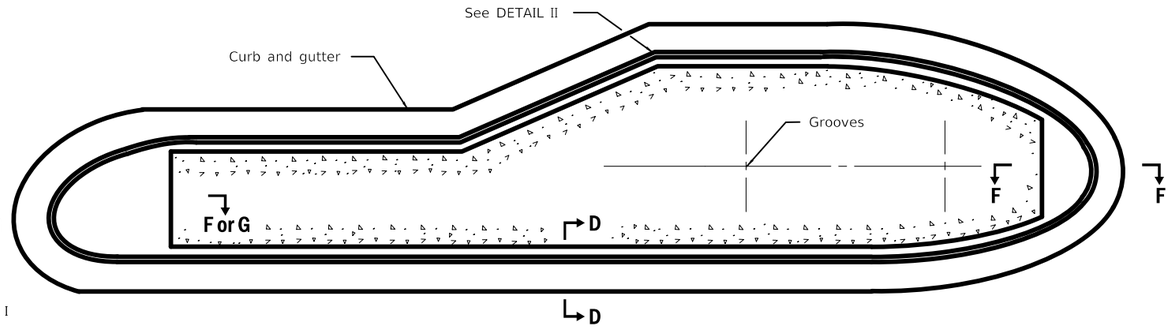

TYPICAL PLAN OF MEDIAN ISLAND
(SEE SHEET 2 FOR DETAILS OF RAMPED NOSES)

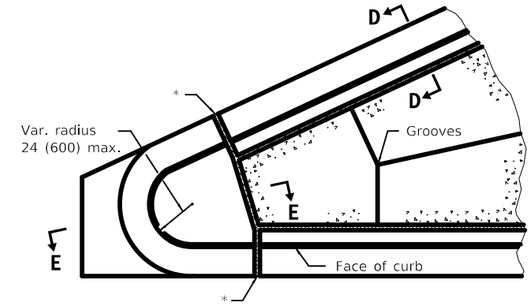

DETAIL I

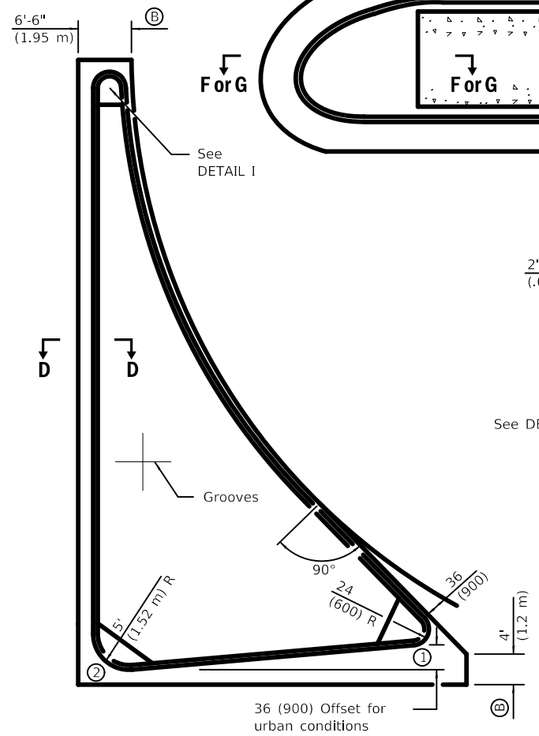

LARGE ISLAND
(FREE FLOW DESIGN)

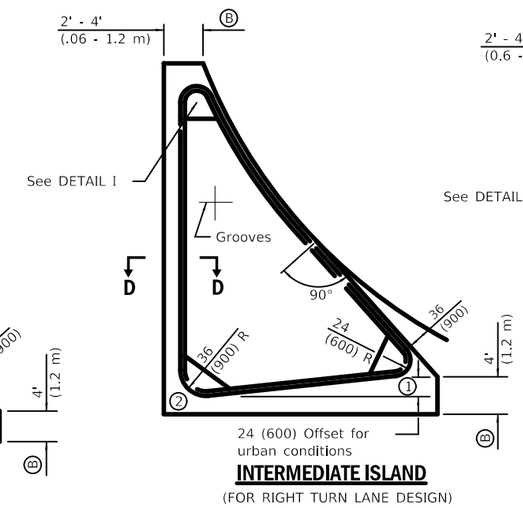

INTERMEDIATE ISLAND
(FOR RIGHT TURN LANE DESIGN)

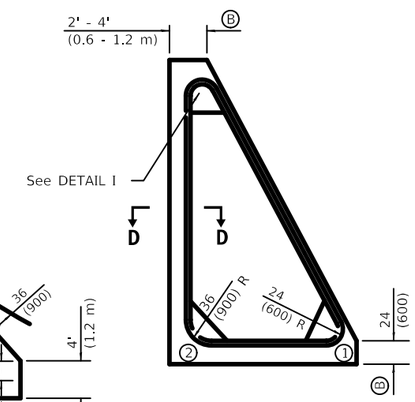

SMALL ISLAND

TYPICAL PLANS OF CORNER ISLANDS
(SEE SHEET 2 FOR DETAILS OF RAMPED NOSES)

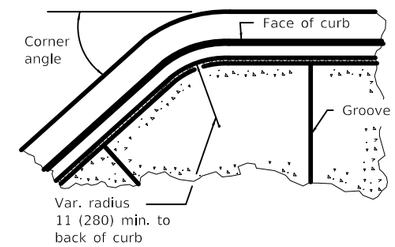

DETAIL II

Typical detail when corner angle is less than 90° and for other corners with radius greater than 24 (600).

NOTE:
The blockouts (B) for the islands shall be extended so that the termination will line up with proposed or existing pavement joint.

Noses (1) and (2) shall be ramped unless noted otherwise on the plans. (See sheet 2 for length)

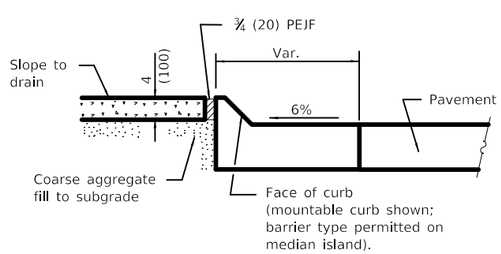

SECTION D-D

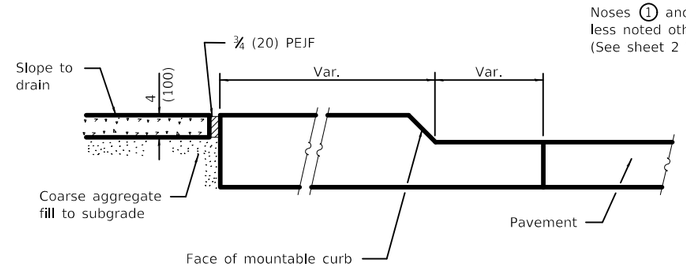

SECTION E-E

GENERAL NOTES

PEJF = Preformed expansion joint filler.

Median layout and radii shall be as shown on the plans.

Keyed longitudinal construction joints shall be constructed without tie bars.

See Standard 420001 and 606001 for details not shown.

* ¾ (20) PEJF conforming to the full cross section of the curb, gutter and median surface.

X = PCC base course plus HMA thickness.

t = Pavement or pcc base course thickness.

All dimensions are in inches (millimeters) unless otherwise shown.

PCC CONCRETE ISLANDS AND MEDIANS

(Sheet 1 of 2)

STANDARD 606301–04

CDOT
CHICAGO DEPARTMENT OF TRANSPORTATION

REVISIONS			
NO.	BY	DATE	DESCRIPTION

CITY OF CHICAGO
DEPARTMENT OF TRANSPORTATION
DIVISION OF ENGINEERING

2021 ARTERIAL STREET RESURFACING
FAR SOUTH AREA B–7–176

STANDARD DETAILS

IDOT STANDARD DETAILS

SCALE: N.T.S.

SHEET NO.
220

DATE: 4/19/2021

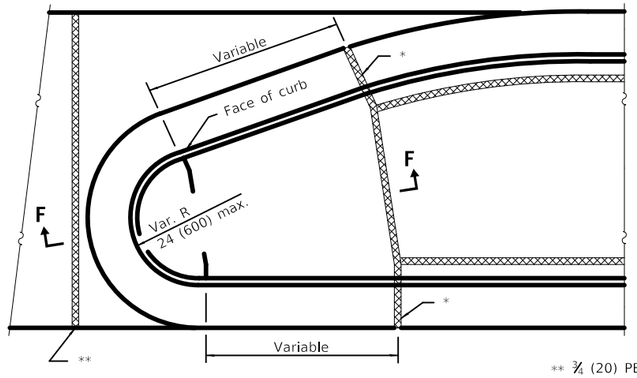

TYPE P MEDIAN SURFACE

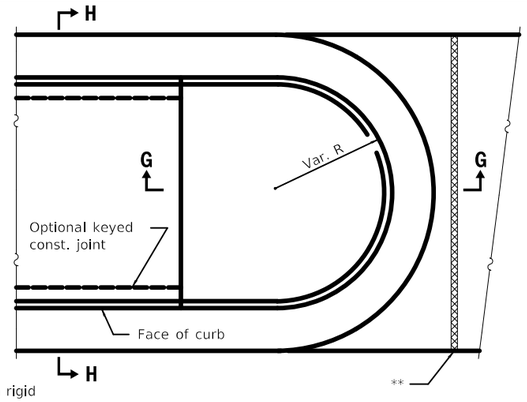

** ¾ (20) PEJF between rigid pavement and median end. Align with joint in adjacent pavement.

SOLID MEDIAN

PLAN
(RAMPED NOSES)

TABLE OF DIMENSIONS					
TYPE SB MEDIANS					
TYPE	A	B	C	D	R_1
SB-6.06 (SB-15.15)	6 (150)	1 (25)	6 (150)	6 (150)	1 (25)
SB-6.12 (SB-15.30	12 (300)	1 (25)	6 (150)	6 (150)	1 (25)
SB-6.18 (SB-15.45)	18 (450)	1 (25)	6 (150)	6 (150)	1 (25)
SB-6.24 (SB-15.60)	24 (600)	1 (25)	6 (150)	6 (150)	1 (25)
SB-9.06 (SB-22.15)	6 (150)	2 (50)	5 (125)	9 (225)	1 (25)
SB-9.12 (SB-22.30)	12 (300)	2 (50)	5 (125)	9 (225)	1 (25)
SB-9.18 (SB-22.45)	18 (450)	2 (50)	5 (125)	9 (225)	1 (25)
SB-9.24 (SB-22.60)	24 (600)	2 (50)	5 (125)	9 (225)	1 (25)

TABLE OF DIMENSIONS					
TYPE M AND SM MEDIANS					
TYPE	A	B	C	D	R_1
M-2.06 (M-5.15)	6 (150)	2 (50)	4 (100)	2 (50)	2 (50)
M-2.12 (M-5.30)	12 (300)	2 (50)	4 (100)	2 (50)	2 (50)
SM-4.06 (SM-10.15)	6 (150)	4 (100)	3 (75)	4 (100)	3 (75)
SM-4.12 (SM-10.30)	12 (300)	4 (100)	3 (75)	4 (100)	3 (75)
SM-4.18 (SM-10.45)	18 (450)	4 (100)	3 (75)	4 (100)	3 (75)
SM-4.24 (SM-10.60)	24 (600)	4 (100)	3 (75)	4 (100)	3 (75)
SM-6.06 (SM-15.15)	6 (150)	6 (150)	2 (50)	6 (150)	2 (50)
SM-6.12 (SM-15.30)	12 (300)	6 (150)	2 (50)	6 (150)	2 (50)
SM-6.18 (SM-15.45)	18 (450)	6 (150)	2 (50)	6 (150)	2 (50)
SM-6.24 (SM-15.60)	24 (600)	6 (150)	2 (50)	6 (150)	2 (50)

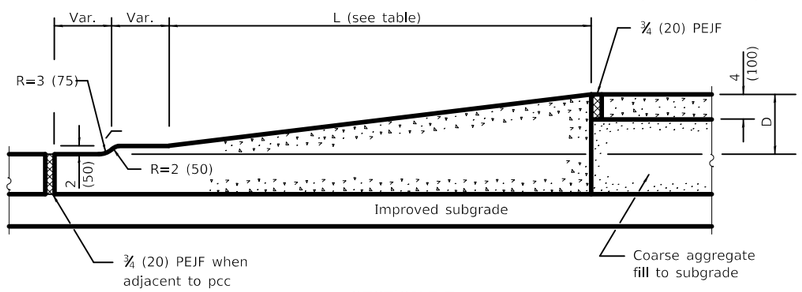

SECTION F-F

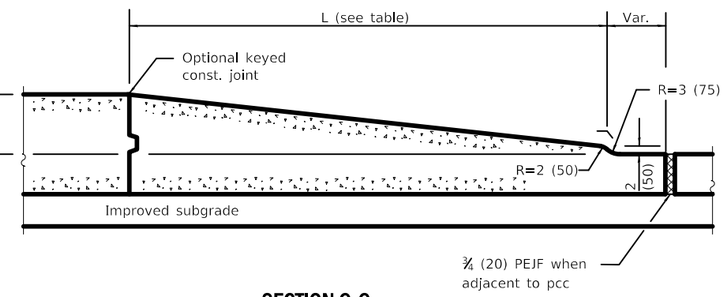

SECTION G-G

TABLE OF RAMPED NOSE LENGTHS	
TYPE OF NOSE	L
Median	6' (1.8 m)
Small Island	24 (600)
Intermediate Island	4' (1.2 m)
Large Island	6' (1.8 m)

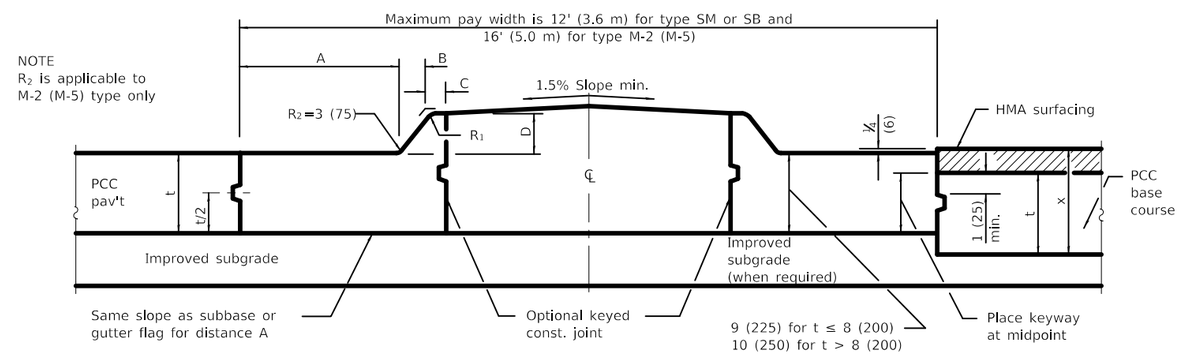

HALF SECTION FOR PCC PAVEMENT

HALF SECTION FOR PCC BASE COURSE

SECTION H-H
(TYPE SM, SB & M-5 (M-2) MEDIANS)

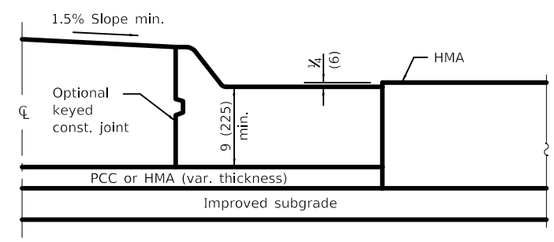

HALF SECTION FOR FLEXIBLE PAVEMENT

PCC CONCRETE ISLANDS AND MEDIANS

(Sheet 2 of 2)

STANDARD 606301–04

CDOT
CHICAGO DEPARTMENT OF TRANSPORTATION

REVISIONS			
NO.	BY	DATE	DESCRIPTION

CITY OF CHICAGO
DEPARTMENT OF TRANSPORTATION
DIVISION OF ENGINEERING

2021 ARTERIAL STREET RESURFACING
FAR SOUTH AREA B–7–176

STANDARD DETAILS

IDOT STANDARD DETAILS

SCALE: N.T.S.

SHEET NO. 221

DATE: 4/19/2021

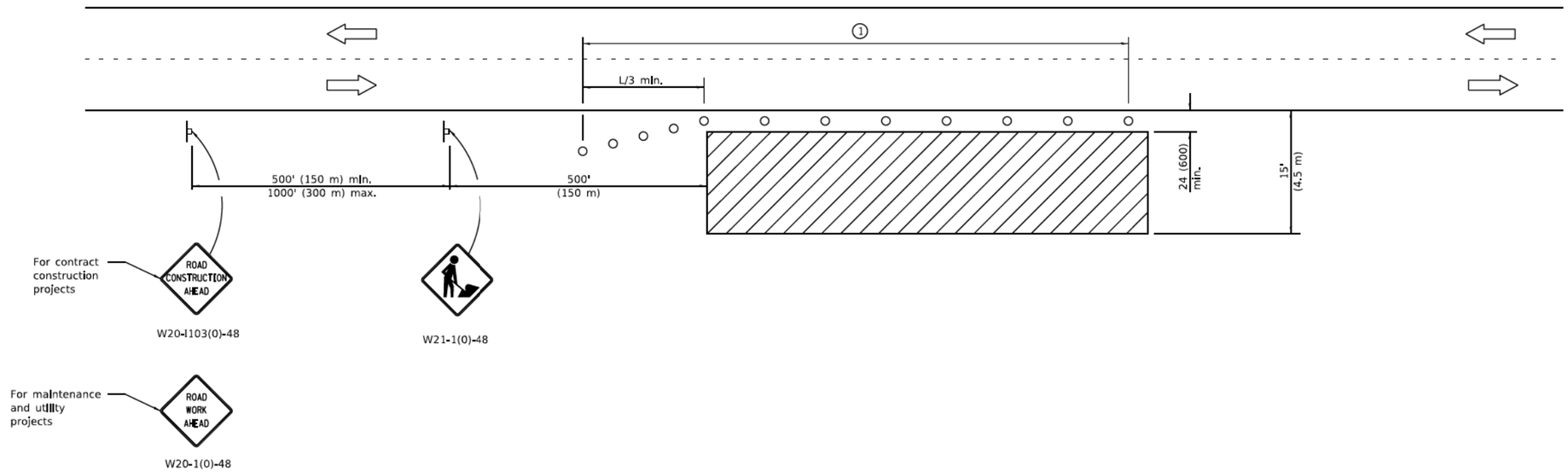

TYPICAL APPLICATIONS

Utility operations
Culvert extensions
Side slope changes
Guardrail installation and maintenance
Delineator installation
Landscaping operations
Shoulder repair
Sign installation and maintenance

SYMBOLS

Work area

Sign

Cone, drum or barricade

(1) When the work operation exceeds one hour, cones, drums or barricades shall be placed at 25' (8 m) centers for L/3 distance, and at 50' (15 m) centers through the remainder of the work area.

GENERAL NOTES

This Standard is used where any vehicles, equipment, workers or their activities will encroach in the area 15' (4.5 m) to 24 (600) from the edge of pavement.

Calculate L as follows:

SPEED LIMIT	FORMULAS English	FORMULAS (Metric)
40 mph (70 km/h) or less:	$L=\frac{WS^2}{60}$	$L=\frac{WS^2}{150}$
45 mph (80 km/h) or greater:	L=(W)(S)	L=0.65(W)(S)

W = Width of offset in feet (meters).

S = Normal posted speed mph (km/h).

All dimensions are in inches (millimeters) unless otherwise shown.

Illinois Department of Transportation

PASSED January 1, 2014
ENGINEER OF SAFETY ENGINEERING

APPROVED January 1, 2014
ENGINEER OF DESIGN AND ENVIRONMENT

ISSUED 1-1-97

DATE	REVISIONS
1-1-14	Revised workers sign
	number to agree with
	current MUTCD.
1-1-13	Omitted text 'WORKERS'
	sign.

OFF-RD OPERATIONS, 2L, 2W, 15' (4.5 m) TO 24" (600 mm) FROM PAVEMENT EDGE

STANDARD 701006-05

CDOT
CHICAGO DEPARTMENT OF TRANSPORTATION

REVISIONS			
NO.	BY	DATE	DESCRIPTION

CITY OF CHICAGO
DEPARTMENT OF TRANSPORTATION
DIVISION OF ENGINEERING

2021 ARTERIAL STREET RESURFACING
FAR SOUTH AREA B-7-176

STANDARD DETAILS

IDOT STANDARD DETAILS

SCALE: N.T.S.

SHEET NO. 222

DATE: 4/19/2021

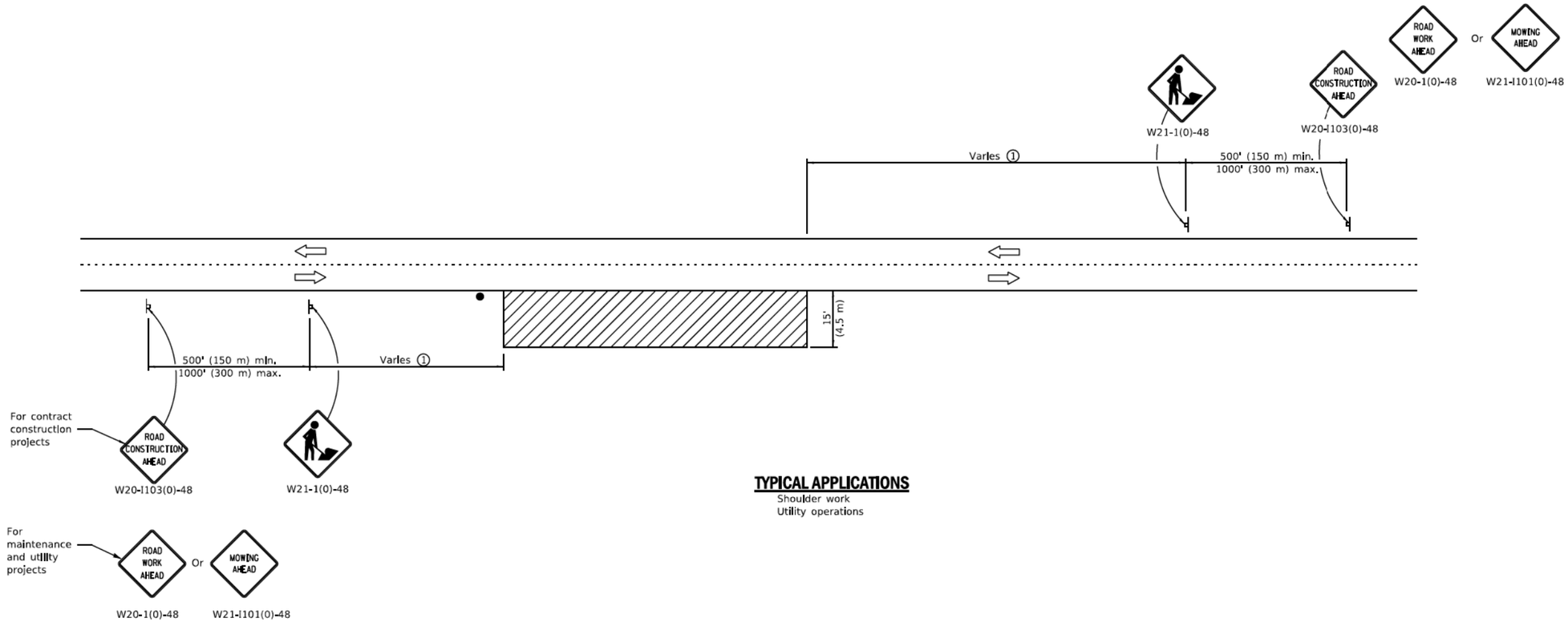

TYPICAL APPLICATIONS

Shoulder work
Utility operations

① Minimum distance is 200' (60 m). Maximum distance to be determined by the Engineer but should not exceed ½ the length required for one normal working day's operation, or 4 miles (6.4 km) whichever is less.

SYMBOLS

Work area

Sign

Flagger with traffic control sign when required

GENERAL NOTES

This Standard is used where at any time, any vehicle, equipment, workers or their activities require an intermittent or continuous moving operation on the shoulder, where the average speed is 1 mph (2 km/h) or less.

When the work operation does not exceed 60 minutes, traffic control may be according to Standard 701301.

All dimensions are in inches (millimeters) unless otherwise shown.

Illinois Department of Transportation

PASSED January 1, 2014
ENGINEER OF SAFETY ENGINEERING

APPROVED January 1, 2014
ENGINEER OF DESIGN AND ENVIRONMENT

ISSUED 1-1-97

DATE	REVISIONS
1-1-14	Revised workers sign
	number to agree with
	current MUTCD.
1-1-13	Omitted text 'WORKERS'
	sign.

OFF-RD MOVING OPERATIONS, 2L, 2W, DAY ONLY

STANDARD 701011-04

CDOT
CHICAGO DEPARTMENT OF TRANSPORTATION

REVISIONS			
NO.	BY	DATE	DESCRIPTION

CITY OF CHICAGO
DEPARTMENT OF TRANSPORTATION
DIVISION OF ENGINEERING

2021 ARTERIAL STREET RESURFACING
FAR SOUTH AREA B-7-176

STANDARD DETAILS

IDOT STANDARD DETAILS

SCALE: N.T.S.

SHEET NO. 223

DATE: 4/19/2021

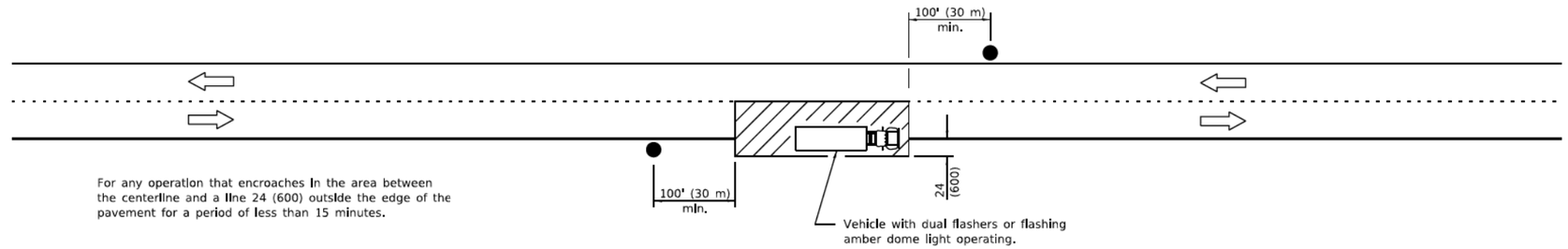

For any operation that encroaches in the area between the centerline and a line 24 (600) outside the edge of the pavement for a period of less than 15 minutes.

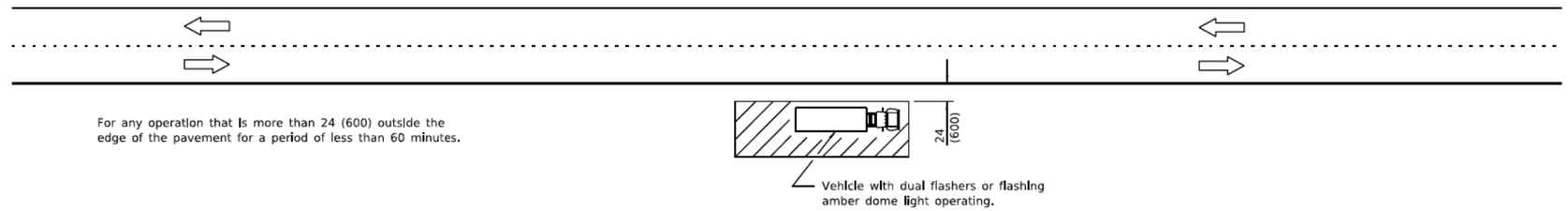

For any operation that is more than 24 (600) outside the edge of the pavement for a period of less than 60 minutes.

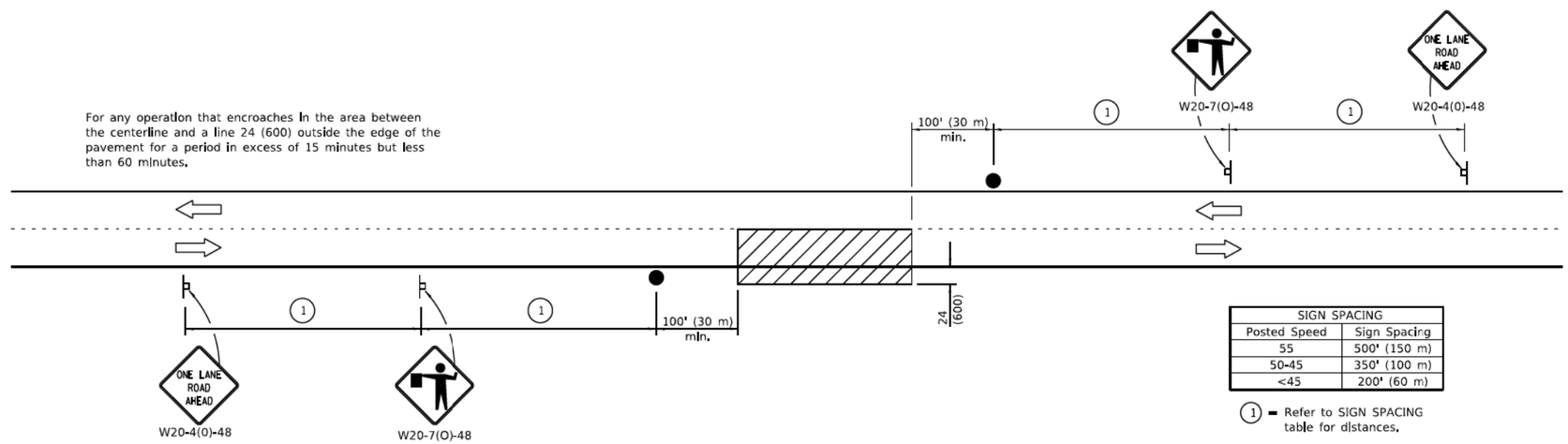

For any operation that encroaches in the area between the centerline and a line 24 (600) outside the edge of the pavement for a period in excess of 15 minutes but less than 60 minutes.

SIGN SPACING	
Posted Speed	Sign Spacing
55	500' (150 m)
50-45	350' (100 m)
<45	200' (60 m)

(1) = Refer to SIGN SPACING table for distances.

All dimensions are in inches (millimeters) unless otherwise shown.

TYPICAL APPLICATIONS

Marking patches
Field survey
String line
Utility operations
Cleaning up debris on pavement

SYMBOLS

Work area
Sign on portable or permanent support
Flagger with traffic control sign

Illinois Department of Transportation

PASSED January 1, 2011
ENGINEER OF SAFETY ENGINEERING

APPROVED January 1, 2011
ENGINEER OF DESIGN AND ENVIRONMENT

ISSUED 1-1-97

DATE	REVISIONS
1-1-11	Revised flagger sign.
1-1-09	Switched units to
	English (metric).

LANE CLOSURE, 2L, 2W, SHORT TIME OPERATIONS

STANDARD 701301-04

CDOT
CHICAGO DEPARTMENT OF TRANSPORTATION

REVISIONS			
NO.	BY	DATE	DESCRIPTION

CITY OF CHICAGO
DEPARTMENT OF TRANSPORTATION
DIVISION OF ENGINEERING

2021 ARTERIAL STREET RESURFACING
FAR SOUTH AREA B-7-176

IDOT STANDARD DETAILS

SHEET NO. 224

STANDARD DETAILS

SCALE: N.T.S.

DATE: 4/19/2021

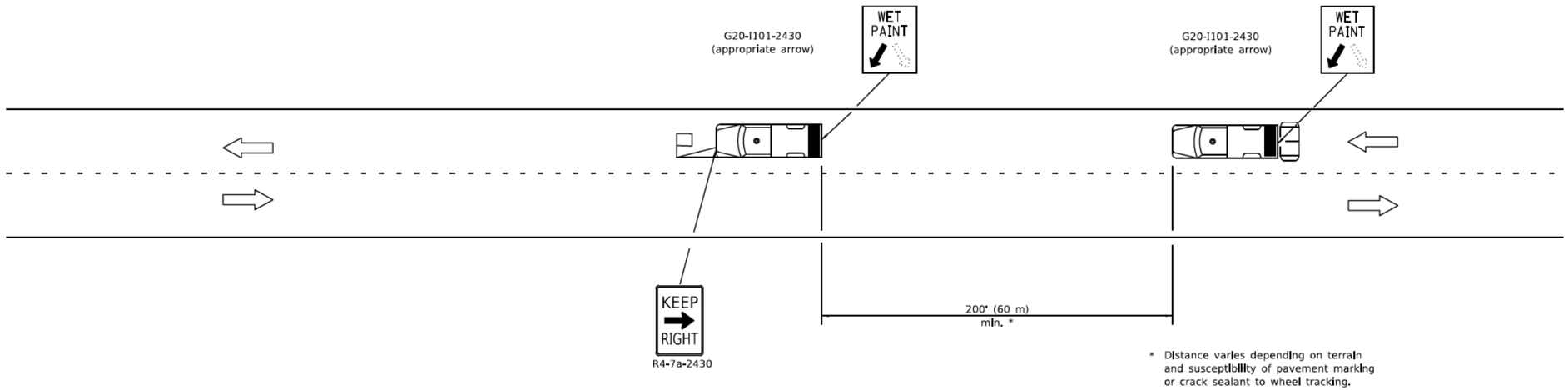

TYPICAL APPLICATIONS

Landscaping work
Utility work
Pavement marking
Weed spraying
Roadometer measurements
Debris cleanup
Crack pouring

SYMBOLS

Arrow board (Hazard Mode only)

Truck with headlights, emergency flashers and flashing amber light. (visible from all directions)

18x18 (450x450) min. orange flag (use when guide wheel is used)

Truck mounted attenuator

GENERAL NOTES

This Standard is used where any vehicle, equipment, workers or their activities will require a continuous moving operation where the average speed is greater than 3 mph (5 km/h).

For shoulder operations not encroaching on the pavement, use DETAIL A, Standard 701426.

All dimensions are in inches (millimeters) unless otherwise shown.

Illinois Department of Transportation

PASSED January 1, 2009
ENGINEER OF OPERATIONS

APPROVED January 1, 2009
ENGINEER OF DESIGN AND ENVIRONMENT

ISSUED 1-1-97

DATE	REVISIONS
1-1-09	Switched units to
	English (metric). Omitted
	Pass With Care sign.
1-1-00	Elim. speed restrictions
	in Standard title.

LANE CLOSURE 2L, 2W MOVING OPERATIONS- DAY ONLY

STANDARD 701311-03

CDOT
CHICAGO DEPARTMENT OF TRANSPORTATION

REVISIONS			
NO.	BY	DATE	DESCRIPTION

CITY OF CHICAGO
DEPARTMENT OF TRANSPORTATION
DIVISION OF ENGINEERING

2021 ARTERIAL STREET RESURFACING
FAR SOUTH AREA B-7-176

STANDARD DETAILS

IDOT STANDARD DETAILS

SCALE: N.T.S.

SHEET NO. 225

DATE: 4/19/2021

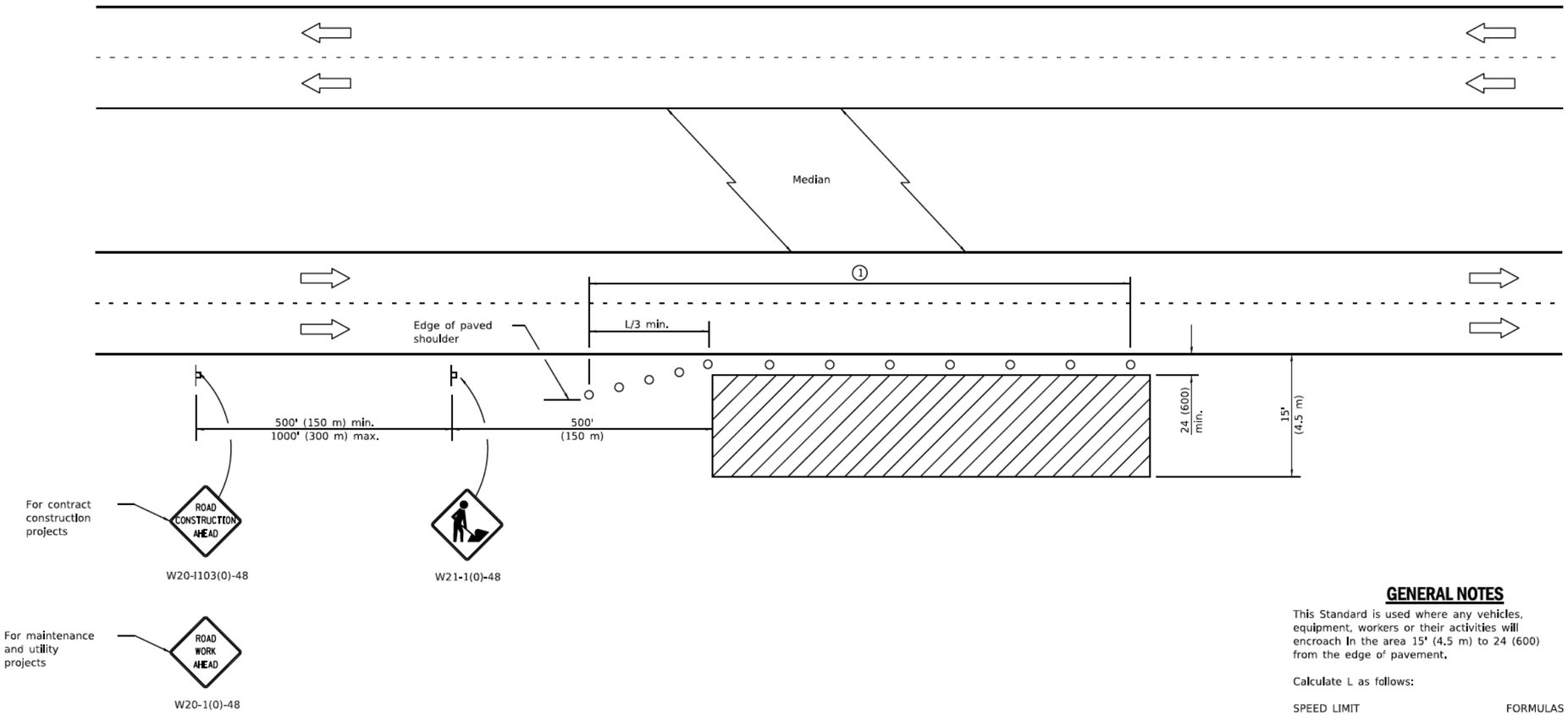

TYPICAL APPLICATIONS

Utility operations
Culvert extensions
Side slope changes
Guardrail installation and maintenance
Delineator installation
Landscaping operations
Shoulder repair
Sign installation and maintenance

1 When the work operation exceeds one hour, cones, drums or barricades shall be placed at 25' (8 m) centers for L/3 distance, and at 50' (15 m) centers through the remainder of the work area.

SYMBOLS

Work area
Sign
Cone, drum or barricade

GENERAL NOTES

This Standard is used where any vehicles, equipment, workers or their activities will encroach in the area 15' (4.5 m) to 24 (600) from the edge of pavement.

Calculate L as follows:

SPEED LIMIT	FORMULAS English	FORMULAS (Metric)
40 mph (70 km/h) or less:	$L=\frac{WS^2}{60}$	$L=\frac{WS^2}{150}$
45 mph (80 km/h) or greater:	L=(W)(S)	L=0.65(W)(S)

W = Width of offset in feet (meters).

S = Normal posted speed mph (km/h).

All dimensions are in inches (millimeters) unless otherwise shown.

Illinois Department of Transportation

PASSED April 1, 2016
ENGINEER OF SAFETY ENGINEERING

APPROVED April 1, 2016
ENGINEER OF DESIGN AND ENVIRONMENT

ISSUED 1-1-97

DATE	REVISIONS
4-1-16	Corrected typo in title.
1-1-14	Revised workers sign
	number to agree with
	current MUTCD.

OFF-RD OPERATIONS, MULTILANE, 15' (4.5 m) TO 24" (600 mm) FROM PAVEMENT EDGE

STANDARD 701101-05

CDOT
CHICAGO DEPARTMENT OF TRANSPORTATION

REVISIONS			
NO.	BY	DATE	DESCRIPTION

CITY OF CHICAGO
DEPARTMENT OF TRANSPORTATION
DIVISION OF ENGINEERING

2021 ARTERIAL STREET RESURFACING
FAR SOUTH AREA B-7-176

STANDARD DETAILS

IDOT STANDARD DETAILS

SCALE: N.T.S.

SHEET NO. 226

DATE: 4/19/2021

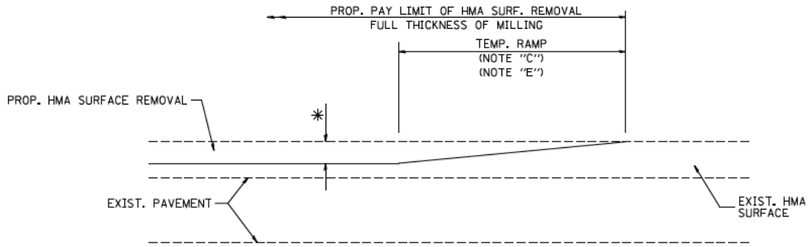

MILLED TEMPORARY RAMP

(FOR BUTT JOINT AND HMA TAPER SEE DETAIL BELOW)

OPTION 1

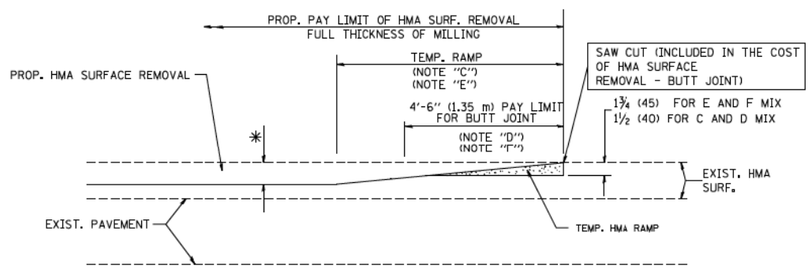

HMA CONSTRUCTED TEMPORARY RAMP

(FOR BUTT JOINT AND HMA TAPER SEE DETAIL BELOW)

OPTION 2

TYPICAL TEMPORARY RAMP

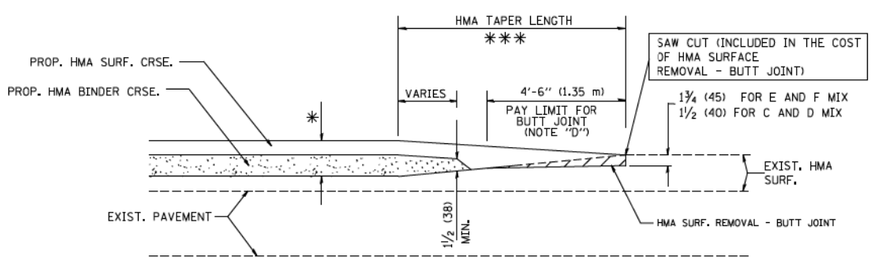

BUTT JOINT AND HMA TAPER

TYPICAL BUTT JOINT AND HMA TAPER FOR MILLING AND RESURFACING

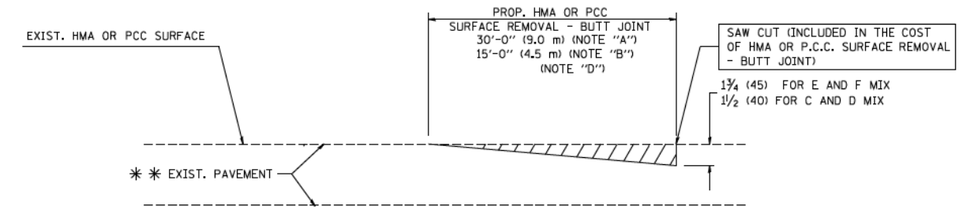

BUTT JOINT DETAIL

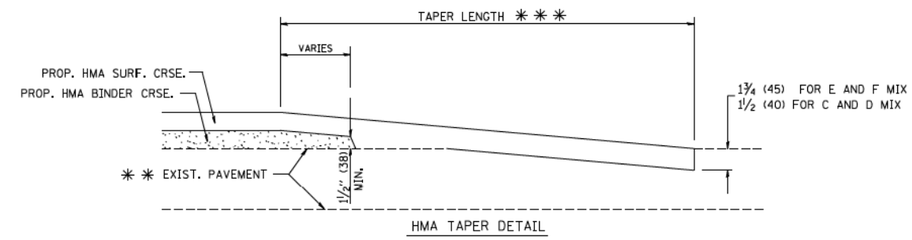

HMA TAPER DETAIL

TYPICAL BUTT JOINT AND HMA TAPER FOR RESURFACING ONLY

** PC CONCRETE, HMA OR HMA RESURFACED PAVEMENT.

NOTES

A: MAINLINE ROADWAYS AND MAJOR SIDE ROADS.

B: MINOR SIDE ROADS.

C: THE TEMP. RAMP SHALL BE CONSTRUCTED IMMEDIATELY UPON REMOVAL OF THE EXISTING HMA SURFACE.

D: THE BUTT JOINT SHALL BE CONSTRUCTED IMMEDIATELY PRIOR TO PLACING THE PROPOSED HMA COURSES.

E: TAPER THE TEMP. RAMP AT A RATE OF 3'-0" (900 mm) PER 1 INCH (25 mm) OF MILLING THICKNESS.

F: INSTALLATION AND REMOVAL OF THE 4'-6" (1.35 m) TEMP. RAMP IS INCLUDED IN COST OF HMA SURFACE REMOVAL - BUTT JOINT

G: SEE ARTICLE 406.08 AND 406.14 OF THE STANDARD SPECIFICATIONS FOR "HMA AND/OR PCC SURFACE REMOVAL, BUTT JOINT".

* SEE TYPICAL SECTIONS FOR MILLING THICKNESS.

*** 20'-0" (6.1 m) PER 1 (25) RESURFACING (NOTE "A")
10'-0" (3.0 m) PER 1 (25) RESURFACING (NOTE "B")

BASIS OF PAYMENT:

THE BUTT JOINT WILL BE PAID FOR AT THE CONTRACT UNIT PRICE PER SQUARE YARD (SQUARE METER) FOR "HOT-MIX ASPHALT SURFACE REMOVAL - BUTT JOINT" OR FOR "PORTLAND CEMENT CONCRETE SURFACE REMOVAL- BUTT JOINT".

ALL DIMENSIONS ARE IN INCHES (MILLIMETERS) UNLESS OTHERWISE SHOWN.

FILE NAME = W:\distatd\22x34\bd32.dgn	USER NAME = gaglianobt	DESIGNED - M. DE YONG	REVISED - R. SHAH 10-25-94	STATE OF ILLINOIS DEPARTMENT OF TRANSPORTATION	BUTT JOINT AND HMA TAPER DETAILS	F.A. RTE.	SECTION	COUNTY	TOTAL SHEETS / SHEET NO.
		DRAWN -	REVISED - A. ABBAS 03-21-97						
	PLOT SCALE = 50.0000 ' / IN.	CHECKED -	REVISED - M. GOMEZ 04-06-01				BD400-05 BD32	CONTRACT NO.	
	PLOT DATE = 1/4/2008	DATE - 06-13-90	REVISED - R. BORO 01-01-07		SCALE: NONE / SHEET NO. 1 OF 1 SHEETS / STA. / TO STA.	FED. ROAD DIST. NO. 1	ILLINOIS	FED. AID PROJECT	

CDOT CHICAGO DEPARTMENT OF TRANSPORTATION

REVISIONS			
NO.	BY	DATE	DESCRIPTION

CITY OF CHICAGO
DEPARTMENT OF TRANSPORTATION
DIVISION OF ENGINEERING

2021 ARTERIAL STREET RESURFACING
FAR SOUTH AREA B-7-176

STANDARD DETAILS

IDOT STANDARD DETAILS

SCALE: N.T.S.

SHEET NO. 227

DATE: 4/19/2021

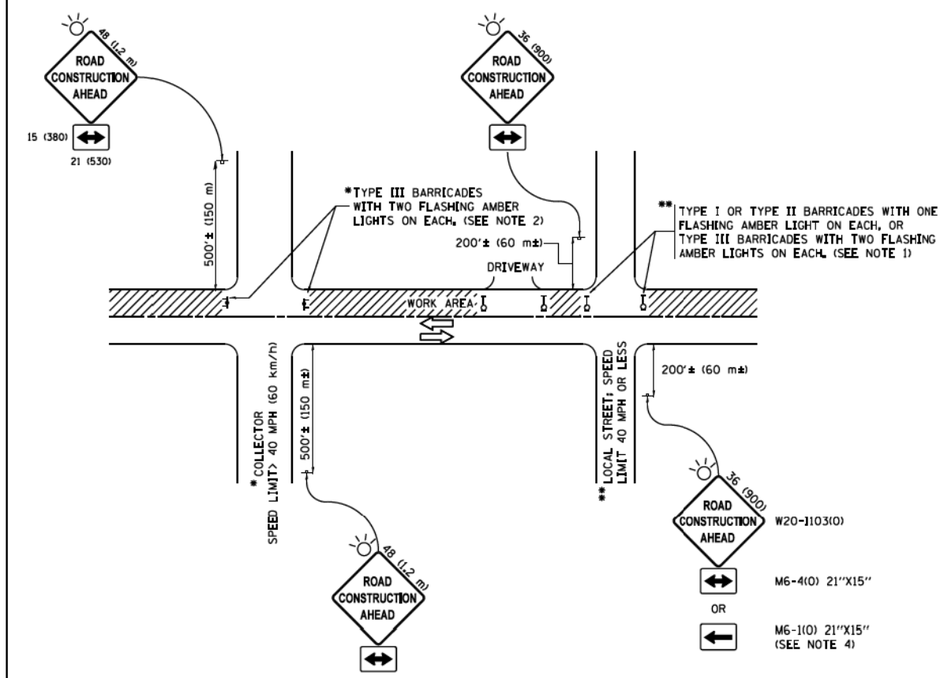

NOTES:

1. SIDE ROAD WITH A SPEED LIMIT OF 40 MPH (60 km/h) OR LESS AS SHOWN ON THE DRAWING AND AS DIRECTED BY THE ENGINEER:
   a) ONE "ROAD CONSTRUCTION AHEAD" SIGN 36 x 36 (900x900) WITH A FLASHER MOUNTED ON IT APPROXIMATELY 200' (60 m) IN ADVANCE OF THE MAIN ROUTE.
   b) THE CLOSED PORTION OF THE MAIN ROUTE SHALL BE PROTECTED BY BLOCKING WITH TYPE I, TYPE II OR TYPE III BARRICADES, 1/3 OF THE CROSS SECTION OF THE CLOSED PORTION.
2. SIDE ROAD WITH A SPEED LIMIT GREATER THAN 40 MPH (60 km/h) AS SHOWN ON THE DRAWING AND AS DIRECTED BY THE ENGINEER:
   a) ONE "ROAD CONSTRUCTION AHEAD" SIGN 48 x 48 (1.2 m x 1.2 m) WITH A FLASHER MOUNTED ON IT APPROXIMATELY 500' (150 m) IN ADVANCE OF THE MAIN ROUTE.
   b) THE CLOSED PORTION OF THE MAIN ROUTE SHALL BE PROTECTED BY BLOCKING WITH TYPE III BARRICADES, 1/2 OF THE CROSS SECTION OF THE CLOSED PORTION.
3. CONES MAY BE SUBSTITUTED FOR BARRICADES OR DRUMS AT HALF THE SPACING DURING DAY OPERATIONS. CONES SHALL BE A MINIMUM OF 28 (710) IN HEIGHT.
4. WHEN THE SIDE ROAD LIES BETWEEN THE BEGINNING OF THE MAINLINE SIGNING AND THE WORK ZONE, A SINGLE HEADED ARROW (M6-1) SHALL BE USED IN LIEU OF THE DOUBLE HEADED ARROW (M6-4).
5. WHEN WORK IS BEING PERFORMED ON A SIDE ROAD OR DRIVEWAY, FOLLOW THE APPLICABLE STANDARD(S). THE DIRECTIONAL ARROW (M6-1 OR M6-4) SHALL BE COVERED OR REMOVED WHEN NO LONGER CONSISTENT WITH THE TRAFFIC CONTROL SET-UP.
6. ADVANCE WARNING SIGNS ARE TO BE OMITTED ON DRIVEWAYS UNLESS OTHERWISE SPECIFIED IN THE PLANS OR BY THE ENGINEER.
7. THE TRAFFIC CONTROL AND PROTECTION FOR SIDE ROADS, INTERSECTIONS, AND DRIVEWAYS SHALL BE INCLUDED IN THE COST OF SPECIFIED TRAFFIC CONTROL STANDARDS OR ITEMS.

All dimensions are in inches (millimeters) unless otherwise shown.

FILE NAME = pw:\\IL084EBIDINTEG.illinois.gov:PWIDOT\Documents\IDOT Offices\District 1\Projects\DistSupp\CHANN\CADData\CADsheets\tc10.dgn	USER NAME = footemj	DESIGNED - L.H.A.	REVISED - A. HOUSEH 10-15-96	STATE OF ILLINOIS DEPARTMENT OF TRANSPORTATION	TRAFFIC CONTROL AND PROTECTION FOR SIDE ROADS, INTERSECTIONS, AND DRIVEWAYS	F.A. RTE.	SECTION	COUNTY	TOTAL SHEETS	SHEET NO.
		CHECKED -	REVISED - T. RAMMACHER 01-06-00							
	PLOT SCALE = 50.000 ' / in.		REVISED - A. SCHUETZE 07-01-13				TC-10	CONTRACT NO.		
Default	PLOT DATE = 9/15/2016	DATE - 06-89	REVISED - A. SCHUETZE 09-15-16		SCALE: NONE SHEET 1 OF 1 SHEETS STA. TO STA.		ILLINOIS	FED. AID PROJECT		

tc10.dgn 9/15/2016 12:48:49 PM User=footemj

CDOT
CHICAGO DEPARTMENT OF TRANSPORTATION

REVISIONS			
NO.	BY	DATE	DESCRIPTION

CITY OF CHICAGO
DEPARTMENT OF TRANSPORTATION
DIVISION OF ENGINEERING

2021 ARTERIAL STREET RESURFACING
FAR SOUTH AREA B-7-176

STANDARD DETAILS

IDOT STANDARD DETAILS

SCALE: N.T.S.

SHEET NO. 228

DATE: 4/19/2021

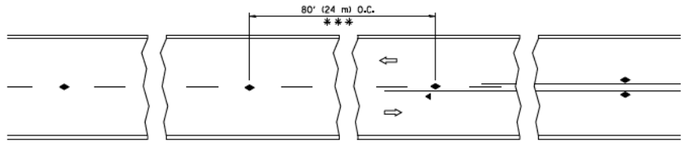

*** REDUCE TO 40' (12 m) O.C. ON CURVES WITH POSTED OR ADVISORY SPEED 45 M.P.H. (70 km/h) OR LESS.

TWO-LANE/TWO-WAY

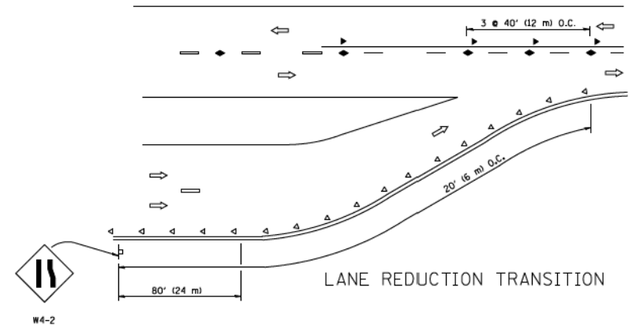

LANE REDUCTION TRANSITION

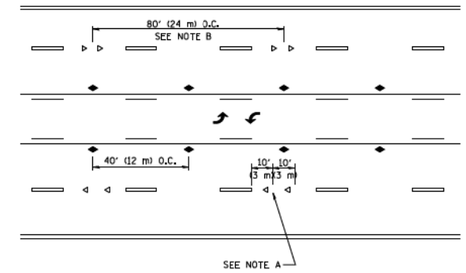

TWO-WAY LEFT TURN

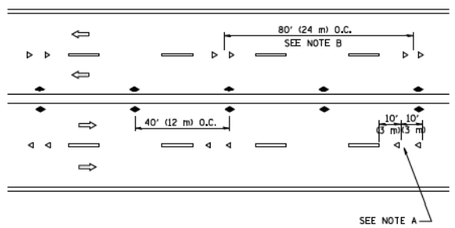

MULTI-LANE/UNDIVIDED

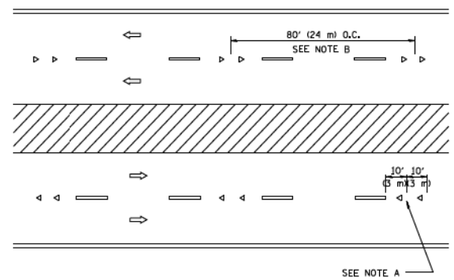

MULTI-LANE/DIVIDED

GENERAL NOTES

1. MARKERS USED WITH DASHED LINES SHALL BE CENTERED IN THE GAP BETWEEN SEGMENTS.
2. MARKERS USED ADJACENT TO SOLID LINES SHALL BE OFFSET 2 TO 3 (50 TO 75) TOWARD TRAFFIC AS SHOWN.
3. MARKERS THROUGH TANGENTS LESS THAN 500' (150 m) IN LENGTH BETWEEN CURVES SHALL BE INSTALLED AT THE LESSER OF THE TWO CURVE SPACINGS.

SYMBOLS

- YELLOW STRIPE
- WHITE STRIPE
- ONE-WAY AMBER MARKER
- ONE-WAY CRYSTAL MARKER (W/O)
- TWO-WAY AMBER MARKER

LANE MARKER NOTES

A. USE DOUBLE LANE LINE MARKERS SPACED AS SHOWN.

B. REDUCE TO 40' (12 m) O.C. ON CURVES WHERE ADVISORY SPEEDS ARE 10 M.P.H (20 km/h) LOWER THAN POSTED SPEEDS.

DESIGN NOTES

1. DOUBLE LANE LINE MARKERS SHALL BE USED UNLESS SPECIFIED OTHERWISE.
2. EXCEPT AS SHOWN ON THE LANE REDUCTION TRANSITION AND FREEWAY EXIT RAMP DETAIL, MARKERS ARE NOT TO BE SPECIFIED ON RIGHT EDGE LINES.
3. THE EXACT MARKER LIMITS, SPACING, AND COLOR SHALL BE INCLUDED IN THE PLANS WHEN STANDARD SPECIFICATIONS ARE NOT BEING USED.
4. MARKERS SHOULD NOT BE USED ALONGSIDE CURBS EXCEPT FOR EXTREMELY SHORT SECTIONS OF CURBS WHERE NOT MORE THAN TWO MARKERS WOULD BE INVOLVED.

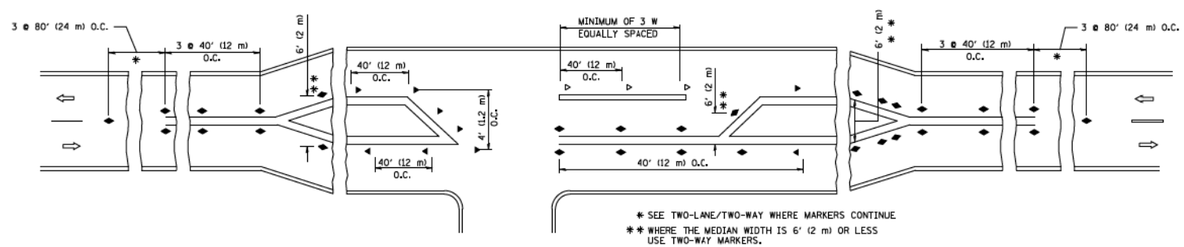

* SEE TWO-LANE/TWO-WAY WHERE MARKERS CONTINUE.

** WHERE THE MEDIAN WIDTH IS 6' (2 m) OR LESS USE TWO-WAY MARKERS.

LEFT TURN

All dimensions are in inches (millimeters) unless otherwise shown.

FILE NAME = c:\pw_work\pwidot\leyse\d2103315\tc11.dgn	USER NAME = leyse	DESIGNED -	REVISED - T. RAMMACHER 09-19-94	STATE OF ILLINOIS DEPARTMENT OF TRANSPORTATION	TYPICAL APPLICATIONS RAISED REFLECTIVE PAVEMENT MARKERS (SNOW-PLOW RESISTANT)
		DRAWN -	REVISED - T. RAMMACHER 03-12-99		
	PLOT SCALE = 50.000 ' / IN.	CHECKED -	REVISED - T. RAMMACHER 01-06-00		
	PLOT DATE = 3/2/2011	DATE -	REVISED - C. JUCIUS 09-09-09		

F.A. RTE.	SECTION	COUNTY	TOTAL SHEETS	SHEET NO.
	TC-11	CONTRACT NO.		
FED. ROAD DIST. NO. 1	ILLINOIS	FED. AID PROJECT		

SCALE: NONE | SHEET NO. 1 OF 1 SHEETS | STA. TO STA.

CDOT CHICAGO DEPARTMENT OF TRANSPORTATION

REVISIONS

NO.	BY	DATE	DESCRIPTION

CITY OF CHICAGO
DEPARTMENT OF TRANSPORTATION
DIVISION OF ENGINEERING

2021 ARTERIAL STREET RESURFACING
FAR SOUTH AREA B-7-176

STANDARD DETAILS

IDOT STANDARD DETAILS

SCALE: N.T.S.

SHEET NO. 229

DATE: 4/19/2021

TURN BAY ENTRANCE AT START OF LANE CLOSURE TAPER

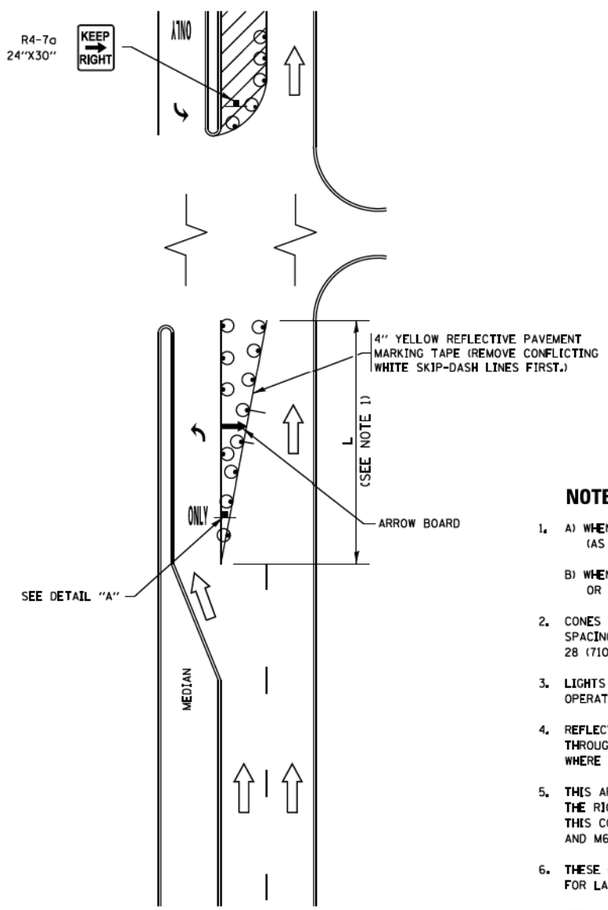

FIGURE 1

LEGEND

- WORK AREA
- LANE OPEN TO TRAFFIC
- ARROW BOARD
- TYPE I OR II BARRICADE OR DRUM WITH STEADY BURN LIGHT
- DRUM WITH STEADY BURN LIGHT
- SIGN ASSEMBLY
- TYPE I OR II CHECK BARRICADE WITH FLASHING LIGHT

NOTES:

1. A) WHEN "L" IS ≤ THE STORAGE LENGTH OF THE TURN LANE (AS SHOWN IN FIG. 1), USE FIGURE 1.

   B) WHEN "L" IS > THE STORAGE LENGTH OF THE TURN LANE OR THE TURN LANE IS WITHIN THE LANE CLOSURE, USE FIGURE 2.

2. CONES MAY BE SUBSTITUTED FOR BARRICADES OR DRUMS AT HALF THE SPACING DURING DAY OPERATIONS. CONES SHALL BE A MINIMUM OF 28 (710) IN HEIGHT.

3. LIGHTS WILL NOT BE REQUIRED ON BARRICADES OR DRUMS FOR DAY OPERATIONS. ALL LIGHTS SHALL BE MONODIRECTIONAL.

4. REFLECTIVE TEMPORARY PAVEMENT MARKINGS SHALL BE PLACED THROUGHOUT THE BARRICADED AREAS OF EACH TURN BAY AS SHOWN WHERE THE CLOSURE TIME IS GREATER THAN FOURTEEN (14) DAYS.

5. THIS APPLICATION ALSO APPLIES WHEN WORK IS BEING PERFORMED IN THE RIGHT LANE(S) AND THE RIGHT TURN BAY IS TO REMAIN OPEN. UNDER THIS CONDITION, "RIGHT TURN LANE" R3-I100R 24 x 24 (600 x 600) AND M6-2R 21 x 15 (530 x 380) SHALL BE USED.

6. THESE CONTROLS SHALL SUPPLEMENT MAINLINE TRAFFIC CONTROL FOR LANE CLOSURES.

7. THE SIGNS SHALL BE MOUNTED ABOVE THE BARRICADES/DRUMS ON SEPARATE SIGN SUPPORTS THAT MEET NCHRP 350 OR MASH PREQUIREMENTS.

8. TRAFFIC CONTROL AND PROTECTION AT TURN BAYS (TO REMAIN OPEN TO TRAFFIC) SHALL BE INCLUDED IN THE COST OF SPECIFIED TRAFFIC CONTROL STANDARDS OR ITEMS.

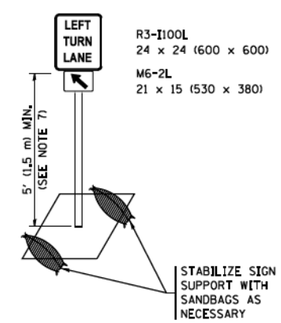

DETAIL A

TURN BAY ENTRANCE WITHIN A LANE CLOSURE

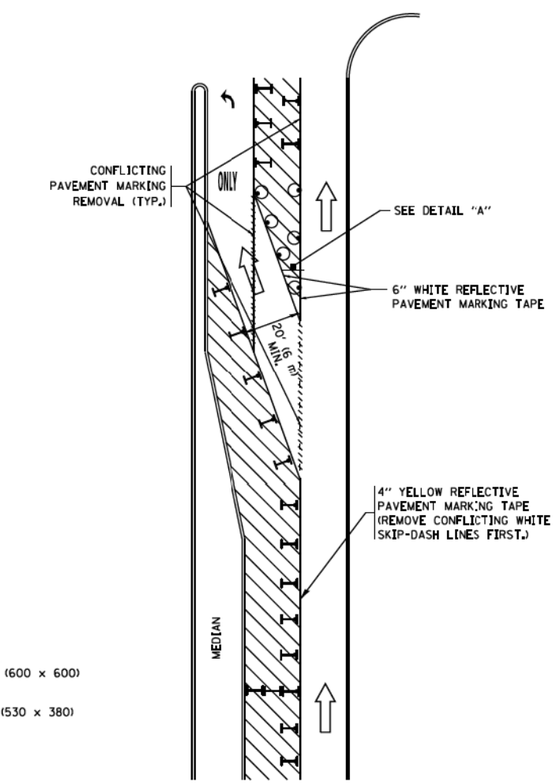

FIGURE 2

All dimensions are in inches (millimeters) unless otherwise shown.

FILE NAME = pw:\\IL884EBIDINTEG.illinois.gov:PWIDOT\Documents\IDOT Offices\District 1\Projects\Distr...	USER NAME = footemj	REVISED -T. RAMMACHER 09-08-94	REVISED - R. BORO 09-14-09	STATE OF ILLINOIS DEPARTMENT OF TRANSPORTATION	TRAFFIC CONTROL AND PROTECTION AT TURN BAYS (TO REMAIN OPEN TO TRAFFIC)	F.A. RTE.	SECTION	COUNTY	TOTAL SHEETS	SHEET NO.
		REVISED - A. SCHUETZE 07-01-13								
	PLOT SCALE = 50.0000 ' / in.	REVISED - A. HOUSEM 10-12-96	REVISED - A. SCHUETZE 09-15-16				TC-14	CONTRACT NO.		
Default	PLOT DATE = 9/15/2016	REVISED -T. RAMMACHER 01-06-00	REVISED -		SCALE: NONE / SHEET 1 OF 1 SHEETS / STA. TO STA.		ILLINOIS	FED. AID PROJECT		

CDOT CHICAGO DEPARTMENT OF TRANSPORTATION	REVISIONS NO. / BY / DATE / DESCRIPTION	CITY OF CHICAGO DEPARTMENT OF TRANSPORTATION DIVISION OF ENGINEERING	2021 ARTERIAL STREET RESURFACING FAR SOUTH AREA B-7-176	IDOT STANDARD DETAILS	SHEET NO. 230
	776 of 784		STANDARD DETAILS	SCALE: N.T.S.	DATE: 4/19/2021

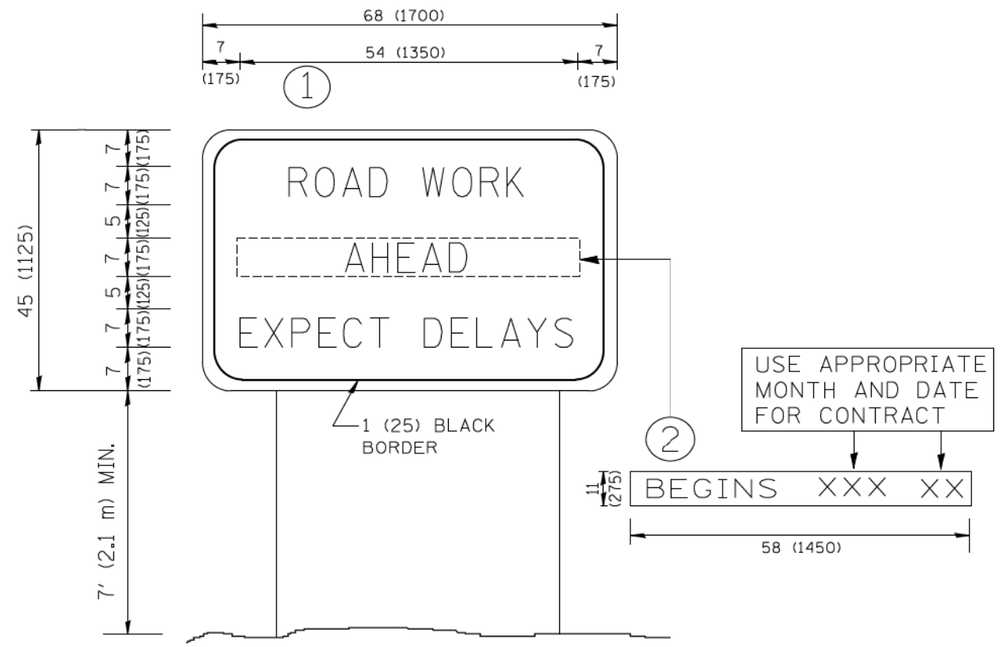

NOTES:

1. USE BLACK LETTERING ON ORANGE BACKGROUND.
2. ERECT SIGNS IN ADVANCE OF THE LOCATION FOR THE "ROAD CONSTRUCTION AHEAD" SIGN AT LOCATIONS AS DIRECTED BY THE ENGINEER.
3. ERECT SIGN 1 WITH INSTALLED PANEL 2 ONE WEEK PRIOR TO THE START OF CONSTRUCTION.
4. REMOVE PANEL 2 SOON AFTER THE START OF CONSTRUCTION.
5. SEE SPECIAL PROVISION FOR "TEMPORARY INFORMATION SIGNING" FOR ADDITIONAL INFORMATION.
6. ONE SIGN ASSEMBLY EQUALS 25.70 SQ. FT. (2.3 SQ. M.)
7. SHALL BE PAID FOR AS TEMPORARY INFORMATION SIGNING.

ALL DIMENSIONS ARE IN INCHES (MILLIMETERS) UNLESS OTHERWISE SHOWN.

FILE NAME = M:\distatd\22x34\tc22.dgn	USER NAME = gaglianobt	DESIGNED -	REVISED - R. MIRS 09-15-97	STATE OF ILLINOIS DEPARTMENT OF TRANSPORTATION	ARTERIAL ROAD INFORMATION SIGN
		DRAWN -	REVISED - R. MIRS 12-11-97		
	PLOT SCALE = 50.000 ' / IN.	CHECKED -	REVISED -T. RAMMACHER 02-02-99		
	PLOT DATE = 1/4/2008	DATE -	REVISED - C. JUCIUS 01-31-07		SCALE: NONE / SHEET NO. 1 OF 1 SHEETS / STA. TO STA.

F.A. RTE.	SECTION	COUNTY	TOTAL SHEETS	SHEET NO.
	TC-22	CONTRACT NO.		
FED. ROAD DIST. NO. 1	ILLINOIS	FED. AID PROJECT		

CDOT CHICAGO DEPARTMENT OF TRANSPORTATION

REVISIONS

NO.	BY	DATE	DESCRIPTION

CITY OF CHICAGO
DEPARTMENT OF TRANSPORTATION
DIVISION OF ENGINEERING

2021 ARTERIAL STREET RESURFACING
FAR SOUTH AREA B-7-176

IDOT STANDARD DETAILS

SHEET NO. 231

STANDARD DETAILS

SCALE: N.T.S.

DATE: 4/19/2021

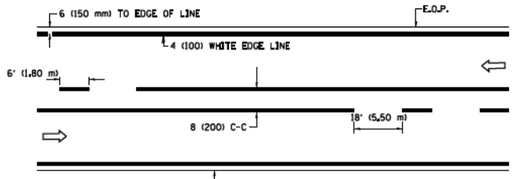

2-LANE ROADWAY

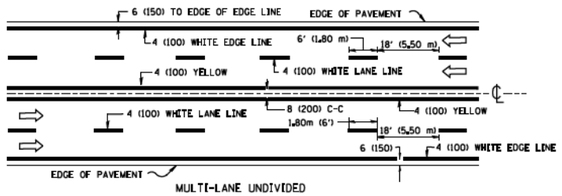

MULTI-LANE UNDIVIDED

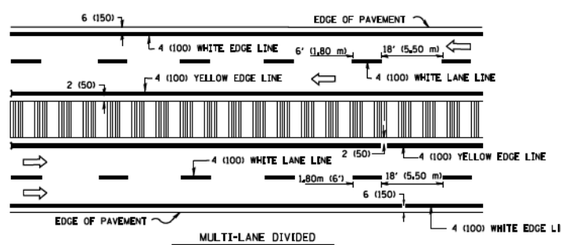

MULTI-LANE DIVIDED
WITH MOUNTABLE MEDIAN

NOTE: MEDIANS WITH BARRIER CURB DO NOT REQUIRE AN EDGE LINE

TYPICAL LANE AND EDGE LINE MARKING

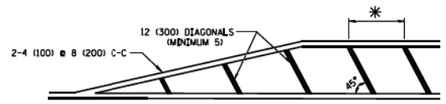

* FOR MEDIAN LENGTHS WHERE DIAGONAL SPACING CANNOT BE ATTAINED, USE 5 (FIVE) EQUALLY SPACED DIAGONAL LINES.

* DIAGONAL LINE SPACING: 20' (6.1 m) C-C

PAINTED MEDIANS

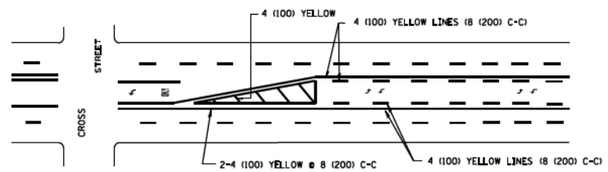

A MINIMUM OF TWO PAIRS OF TURN ARROWS SHALL BE USED, WHITE IN COLOR. ADDITIONAL PAIRS SHALL BE PLACED AT 200' (60 m) TO 300' (90 m) INTERVALS.

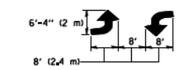

MEDIAN WITH TWO-WAY LEFT TURN LANE

TYPICAL PAINTED MEDIAN MARKING

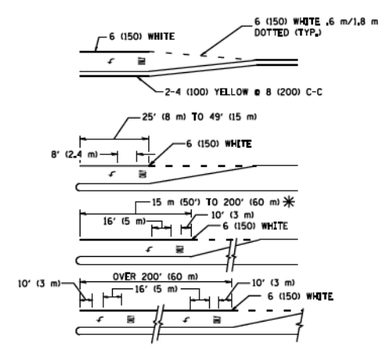

FULL SIZE LETTERS 8' (2.4 m) AND ARROWS SHALL BE USED.
AREA = 15.8 SQ. FT. (1.47 m²) AREA = 22.9 SQ. FT. (2.13 m²)

* TURN LANES IN EXCESS OF 400' (120 m) IN LENGTH MAY HAVE AN ADDITIONAL SET OF ARROW - "ONLY" INSTALLED MIDWAY BETWEEN THE OTHER TWO SETS OF ARROW - "ONLY".

TYPICAL LEFT (OR RIGHT) TURN LANE

TYPICAL TURN LANE MARKING

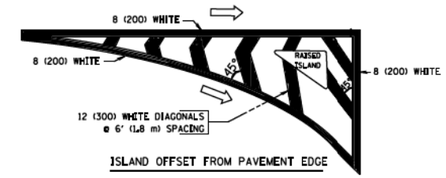

ISLAND OFFSET FROM PAVEMENT EDGE

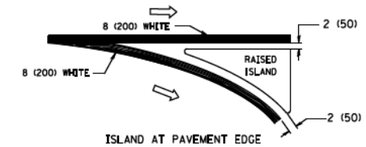

ISLAND AT PAVEMENT EDGE

TYPICAL ISLAND MARKING

TYPE OF MARKING	WIDTH OF LINE	PATTERN	COLOR	SPACING / REMARKS
CENTERLINE ON 2 LANE PAVEMENT	4 (100)	SKIP-DASH	YELLOW	6' (1.80 m) LINE WITH 18' (5.50 m) SPACE
CENTERLINE ON MULTI-LANE UNDIVIDED PAVEMENT	2 @ 4 (100)	SOLID	YELLOW	8 (200) C-C
NO PASSING ZONE LINES: FOR ONE DIRECTION FOR BOTH DIRECTIONS	4 (100) 2 @ 4 (100)	SOLID SOLID	YELLOW YELLOW	8 (200) C-C
LANE LINES	4 (100) 5 (125) ON FREEWAYS	SKIP-DASH SKIP-DASH	WHITE WHITE	6' (1.80 m) LINE WITH 18' (5.50 m) SPACE
DOTTED LINES (EXTENSIONS OF CENTER, LANE OR TURN LANE MARKINGS)	SAME AS LINE BEING EXTENDED	SKIP-DASH	SAME AS LINE BEING EXTENDED	2' (600) LINE WITH 6' (1.8) SPACE
EDGE LINES	4 (100)	SOLID	YELLOW-LEFT WHITE-RIGHT	OUTLINE MOUNTABLE MEDIANS IN YELLOW; EDGE LINES ARE NOT USED NEXT TO BARRIER CURB
TURN LANE MARKINGS	6 (150) LINE; FULL SIZE LETTERS & SYMBOLS (8' (2.4 m))	SOLID	WHITE	SEE TYPICAL TURN LANE MARKING DETAIL
TWO WAY LEFT TURN MARKING	2 @ 4 (100) EACH DIRECTION 8' (2.4 m) LEFT ARROW	SKIP-DASH AND SOLID IN PAIRS	YELLOW WHITE	6' (1.8 m) LINE WITH 18' (5.50 m) SPACE FOR SKIP-DASH; 8 (200) C-C BETWEEN SOLID LINE AND SKIP-DASH LINE SEE TYPICAL TWO-WAY LEFT TURN MARKING DETAIL
CROSSWALK LINES A. DIAGONALS (BIKE & EQUESTRIAN) B. LONGITUDINAL BARS (SCHOOL & PEDESTRIAN)	12 (300) @ 45° 24 (600) @ 90°	SOLID SOLID	WHITE WHITE	2' (600) APART 2' (600) APART SEE TYPICAL CROSSWALK MARKING DETAILS.
STOP LINES	24 (600)	SOLID	WHITE	PLACE 4' (1.2 m) IN ADVANCE OF AND PARALLEL TO CROSSWALK, IF PRESENT. OTHERWISE, PLACE AT DESIRED STOPPING POINT, PARALLEL TO CROSSROAD CENTERLINE, WHERE POSSIBLE
PAINTED MEDIANS	2 @ 4 (100) WITH 12 (300) DIAGONALS @ 45°	SOLID	YELLOW: TWO WAY TRAFFIC WHITE: ONE WAY TRAFFIC	8 (200) C-C FOR THE DOUBLE LINE SEE TYPICAL PAINTED MEDIAN MARKING.
GORE MARKING AND CHANNELIZING LINES	8 (200) WITH 12 (300) DIAGONALS @ 45°	SOLID	WHITE	DIAGONALS: 20' (6.1 m) (LESS THAN 30 MPH (50 km/h))
RAILROAD CROSSING	24 (600) TRANSVERSE LINES; "RR" IS 6' (1.8 m) LETTERS; 16 (400) LINE FOR "X"	SOLID	WHITE	SEE STATE STANDARD 780001 AREA OF: "R"=3.6 SQ. FT. (0.33m²) EACH "X"=54.0 SQ. FT. (5.0 m²)

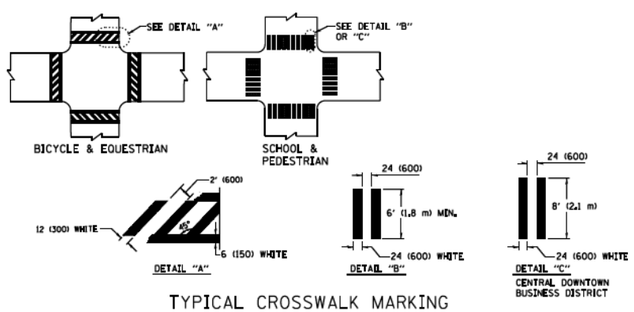

TYPICAL CROSSWALK MARKING

FOR FURTHER DETAILS ON PAVEMENT MARKING REFER TO STREET MARKING STANDARDS, PRINTED BY CITY OF CHICAGO, DEPARTMENT OF TRANSPORTATION, BUREAU OF TRAFFIC.

ALL DIMENSIONS ARE IN INCHES (MILLIMETERS) UNLESS OTHERWISE SHOWN.

FILE NAME = c:\pw_work\pwidot\drivakosgn\d0108315\tc24.dgn	USER NAME = drivakosgn	DESIGNED -	REVISED - T. RAMMACHER 12-07-00	STATE OF ILLINOIS DEPARTMENT OF TRANSPORTATION
	PLOT SCALE = 50.000 ' / in.	DRAWN -	REVISED - K. ENG 02-28-12	
	PLOT DATE = 3/1/2012	CHECKED -	REVISED -	
		DATE -	REVISED -	

CITY OF CHICAGO
TYPICAL PAVEMENT MARKINGS

SCALE: NONE | SHEET NO. 1 OF 3 SHEETS | STA. | TO STA.

F.A.P. RTE.	SECTION	COUNTY	TOTAL SHEETS	SHEET NO.
	TC-24	CONTRACT NO.		
FED. ROAD DIST. NO. 1	ILLINOIS	FED. AID PROJECT		

tc24.dgn 3/1/2012 7:47:44 AM User=drivakosgn

CDOT
CHICAGO DEPARTMENT OF TRANSPORTATION

REVISIONS

NO.	BY	DATE	DESCRIPTION

CITY OF CHICAGO
DEPARTMENT OF TRANSPORTATION
DIVISION OF ENGINEERING

2021 ARTERIAL STREET RESURFACING
FAR SOUTH AREA B-7-176

STANDARD DETAILS

IDOT STANDARD DETAILS

SCALE: N.T.S.

SHEET NO. 232

DATE: 4/19/2021

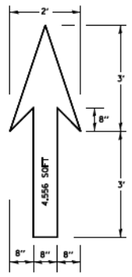

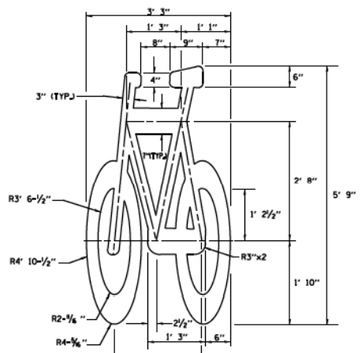

BICYCLE
LANE SYMBOL

ALL ROUNDS 1" UNLESS OTHERWISE NOTED.

NOTE:
1.) FOR BIKE LANE SYMBOLS ONLY, USE PRE-FORMED THERMOPLASTIC WITH A MINIMUM THICKNESS OF 90 MILS, MINIMUM SKID RESISTANCE VALUE OF 60 BPN, & A MINIMUM INDEX OF REFRACTION OF 1.50.

2.) THE RESIDENT ENGINEER SHALL CONTACT MR. BEN GOMBERG AT 312-744-8093 AT LEAST ONE CALENDAR WEEK PRIOR TO INSTALLING BIKE LANE SYMBOLS.

TYPICAL BIKE LANE SYMBOLS
DRAWING #28

DRAWING #29

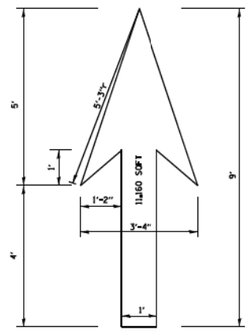

DRAWING #30

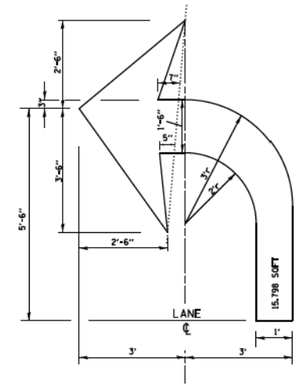

DRAWING #31

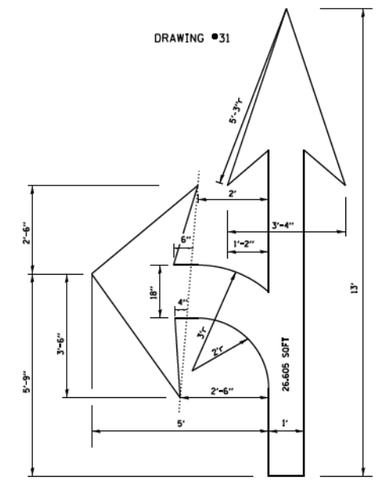

DRAWING #32

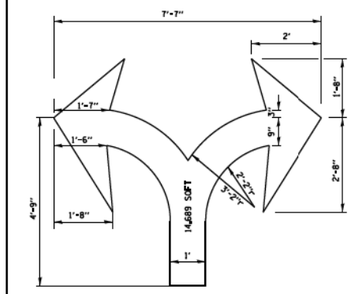

DRAWING #33

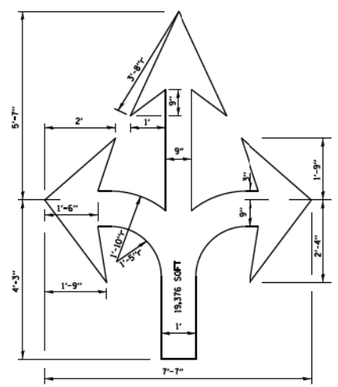

DRAWING #34

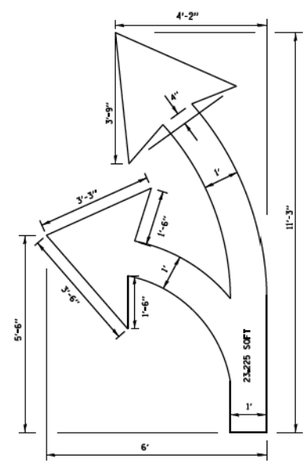

DRAWING #35

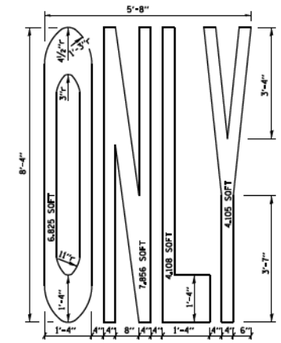

NOTE:
ALL MARKINGS SHALL BE SOLID WHITE UNLESS OTHERWISE NOTED IN THE PLANS

FILE NAME = c:\pw_work\pwidot\drivekosgn\d0108315\tc24.dgn	USER NAME = drivekosgn	DESIGNED -	REVISED - T. RAMMACHER 12-07-00	STATE OF ILLINOIS DEPARTMENT OF TRANSPORTATION	CITY OF CHICAGO TYPICAL PAVEMENT MARKINGS	F.A.U. RTE.	SECTION	COUNTY	TOTAL SHEETS / SHEET NO.
		DRAWN -	REVISED - K. ENG 02-28-12						
	PLOT SCALE = 50.000 ' / in.	CHECKED -	REVISED -				TC-24	CONTRACT NO.	
	PLOT DATE = 3/29/2012	DATE -	REVISED -		SCALE: NONE / SHEET NO. 2 OF 3 SHEETS / STA. TO STA.	FED. ROAD DIST. NO. 1	ILLINOIS	FED. AID PROJECT	

tc24.dgn 3/29/2012 9:38:22 AM User=drivekosgn

REVISIONS

NO.	BY	DATE	DESCRIPTION

CDOT
CHICAGO DEPARTMENT OF TRANSPORTATION

CITY OF CHICAGO
DEPARTMENT OF TRANSPORTATION
DIVISION OF ENGINEERING

2021 ARTERIAL STREET RESURFACING
FAR SOUTH AREA B-7-176

STANDARD DETAILS

IDOT STANDARD DETAILS

SCALE: N.T.S.

SHEET NO.
233

DATE: 4/19/2021

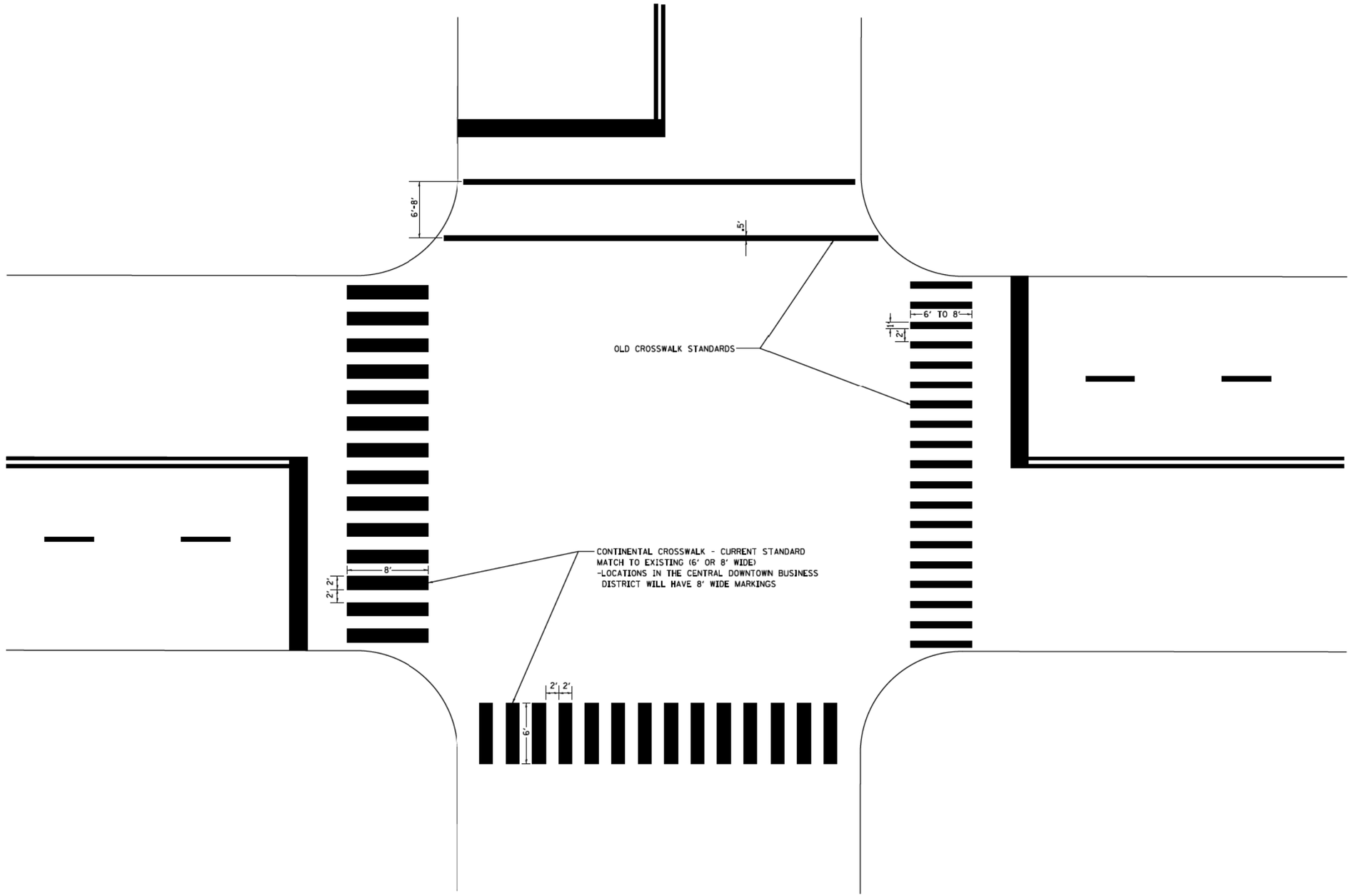

FILE NAME = c:\pw_work\pwidot\drivakosgn\d0108315\tc24.dgn	USER NAME = drivakosgn	DESIGNED -	REVISED -T. RAMMACHER 12-07-00	STATE OF ILLINOIS DEPARTMENT OF TRANSPORTATION	CITY OF CHICAGO TYPICAL PAVEMENT MARKINGS			F.A. RTE.	SECTION	COUNTY	TOTAL SHEETS / SHEET NO.
		DRAWN -	REVISED - K. ENG 02-28-12								
	PLOT SCALE = 50.000 ' / in.	CHECKED -	REVISED -						TC-24	CONTRACT NO.	
	PLOT DATE = 3/29/2012	DATE -	REVISED -		SCALE: NONE	SHEET NO. 3 OF 3 SHEETS	STA. TO STA.	FED. ROAD DIST. NO. 1	ILLINOIS	FED. AID PROJECT	

tc24.dgn 3/29/2012 9:31:00 AM User=drivakosgn

CDOT
CHICAGO DEPARTMENT OF TRANSPORTATION

REVISIONS			
NO.	BY	DATE	DESCRIPTION

CITY OF CHICAGO
DEPARTMENT OF TRANSPORTATION
DIVISION OF ENGINEERING

2021 ARTERIAL STREET RESURFACING
FAR SOUTH AREA B-7-176

STANDARD DETAILS

IDOT STANDARD DETAILS

SCALE: N.T.S.

SHEET NO. 234

DATE: 4/19/2021

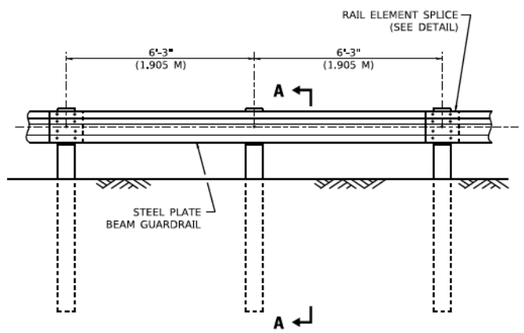

ELEVATION

TYPE A

6'-3" (1.905 M) TYPICAL POST SPACING

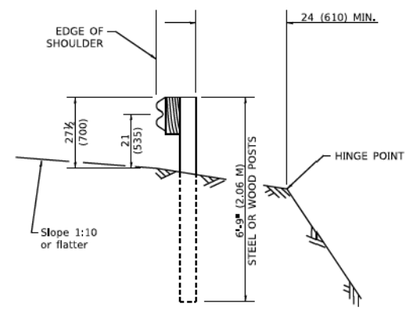

SECTION A–A

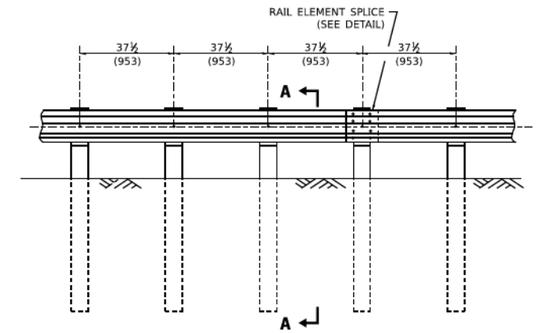

ELEVATION

TYPE A

37½ (953) CLOSED POST SPACING

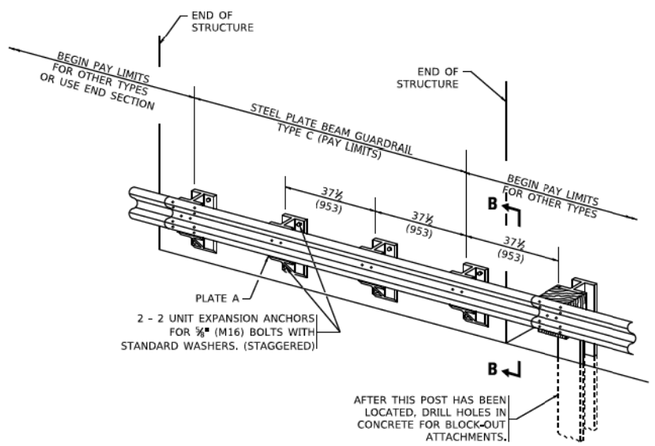

TYPE C

37½ (953) BLOCK-OUT SPACING

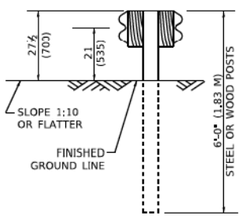

SECTION C–C

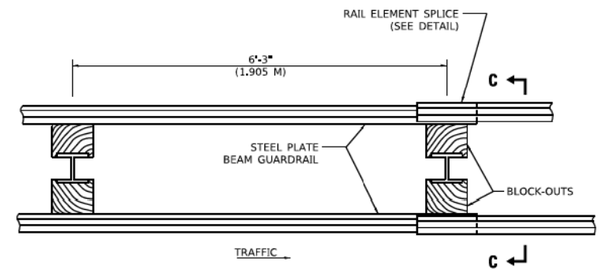

PLAN

TYPE D

DOUBLE STEEL PLATE BEAM GUARDRAIL
6'-3" (1.905 M) TYPICAL POST SPACING

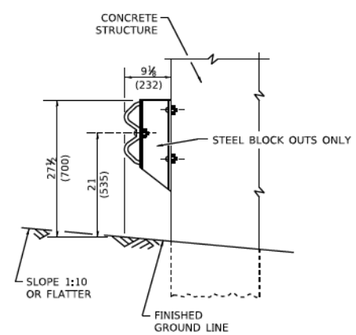

SECTION B–B

GENERAL NOTES

ALL SLOPE RATIOS ARE EXPRESSED AS UNITS OF VERTICAL DISPLACEMENT TO UNITS OF HORIZONTAL DISPLACEMENT (V:H).

ALL DIMENSIONS ARE IN INCHES (MILLIMETERS) UNLESS OTHERWISE SHOWN.

THE EXISTING STEEL POSTS MAY BE DRILLED TO MATCH THE BOLT PATTERN SHOWN HEREIN FOR THE WOOD BLOCK-OUT, OR A NEW STEEL POST SHALL BE PROVIDED.

THIS DETAIL IS APPLICABLE TO THE GUARDRAIL SYSTEM USED PRIOR TO JANUARY 1, 2007. FOR DETAILS ON THE MIDWEST GUARDRAIL SYSTEM, SEE STANDARD 630001.

MODEL: Default
FILE NAME: pw:\\pwidot\Documents\DOT Offices\Beck\Projects\Sts\22x34\Data\CADsheets\bm21.dgn

USER NAME = footemj	DESIGNED -	REVISED -	
	DRAWN -	REVISED -	
PLOT SCALE = 50.0000 ' / in.	CHECKED -	REVISED -	
PLOT DATE = 3/11/2019	DATE -	REVISED -	

STATE OF ILLINOIS
DEPARTMENT OF TRANSPORTATION

REMOVE AND REERECT
STEEL PLATE BEAM GUARDRAIL

SCALE: NONE | SHEET 1 OF 4 SHEETS | STA. TO STA.

F.A. RTE.	SECTION	COUNTY	TOTAL SHEETS	SHEET NO.
	BM-21	CONTRACT NO.		
	ILLINOIS	FED. AID PROJECT		

CDOT
CHICAGO DEPARTMENT OF TRANSPORTATION

REVISIONS			
NO.	BY	DATE	DESCRIPTION

CITY OF CHICAGO
DEPARTMENT OF TRANSPORTATION
DIVISION OF ENGINEERING

2021 ARTERIAL STREET RESURFACING
FAR SOUTH AREA B-7-176

STANDARD DETAILS

IDOT STANDARD DETAILS

SCALE: N.T.S.

SHEET NO. 235

DATE: 4/19/2021

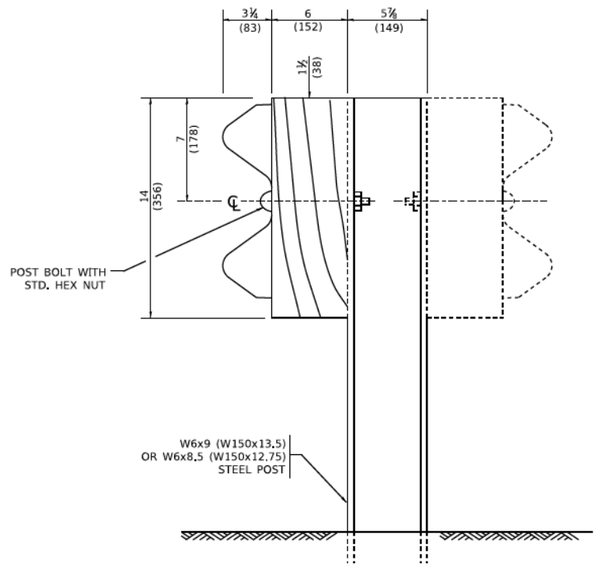

STEEL POST CONSTRUCTION

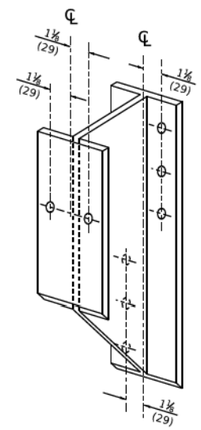

STEEL BLOCK-OUT DETAIL

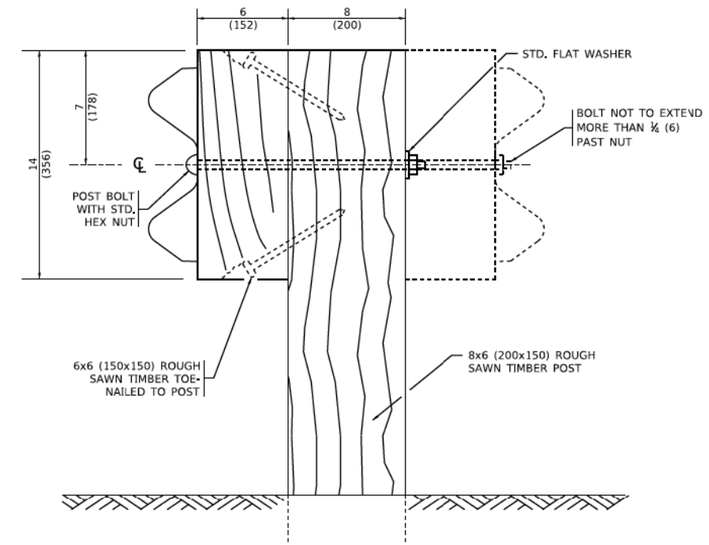

WOOD POST CONSTRUCTION

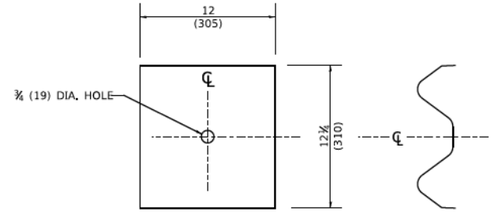

NOTE:

PLATE A SHALL BE PLACED BETWEEN RAIL ELEMENT AND BLOCK-OUT AT NON-SPLICE MOUNTING POINTS ONLY WHEN STEEL BLOCK-OUTS ARE USED.

PLATE A

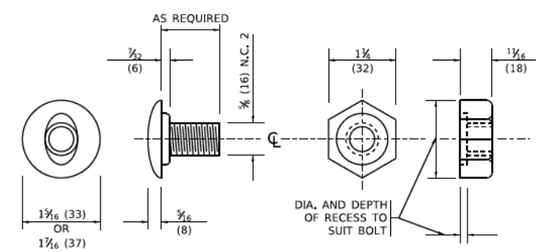

POST OR SPLICE BOLT & NUT

MODEL Default
FILE NAME: pw:[redacted]

USER NAME = footemj	DESIGNED -	REVISED -	
	DRAWN -	REVISED -	
PLOT SCALE = 50.0000 ' / in.	CHECKED -	REVISED -	
PLOT DATE = 3/11/2019	DATE -	REVISED -	

STATE OF ILLINOIS
DEPARTMENT OF TRANSPORTATION

REMOVE AND REERECT
STEEL PLATE BEAM GUARDRAIL

SCALE: NONE | SHEET 2 OF 4 SHEETS | STA. | TO STA.

F.A. RTE.	SECTION	COUNTY	TOTAL SHEETS	SHEET NO.
	BM-21	CONTRACT NO.		
	ILLINOIS	FED. AID PROJECT		

CDOT
CHICAGO DEPARTMENT OF TRANSPORTATION

REVISIONS

NO.	BY	DATE	DESCRIPTION

CITY OF CHICAGO
DEPARTMENT OF TRANSPORTATION
DIVISION OF ENGINEERING

2021 ARTERIAL STREET RESURFACING
FAR SOUTH AREA B-7-176

STANDARD DETAILS

IDOT STANDARD DETAILS

SCALE: N.T.S.

SHEET NO. 236

DATE: 4/19/2021

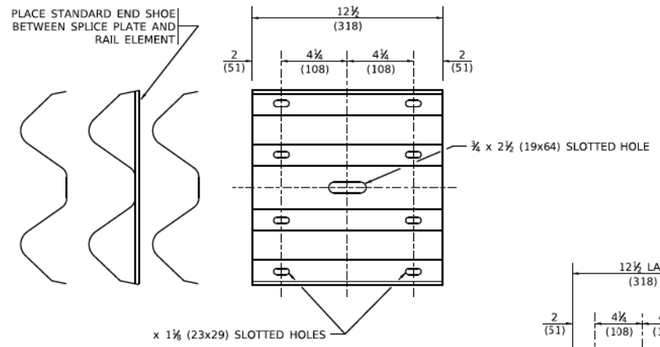

SPLICE PLATE

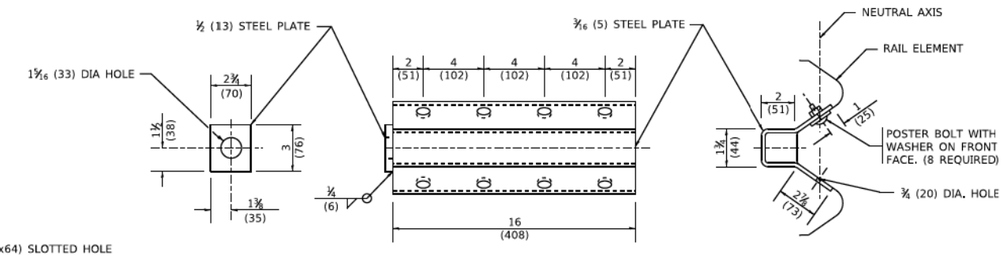

NOTE:

ANCHOR PLATE T SHALL BE USED TO ATTACH CABLE ASSEMBLY TO GUARDRAIL WHEN REQUIRED ON TRAFFIC BARRIER TERMINALS.

ANCHORE PLATE T DETAILS

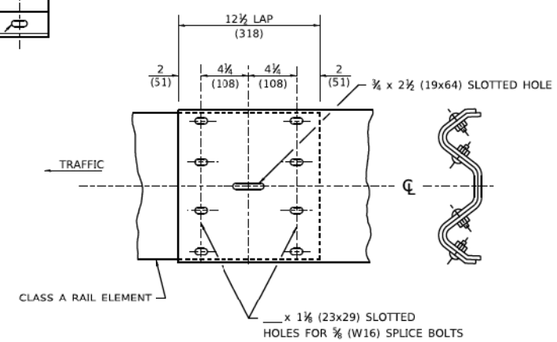

RAIL ELEMENT SPLICE

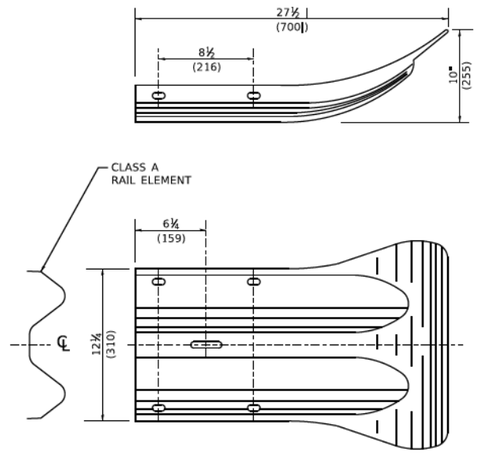

END SECTION

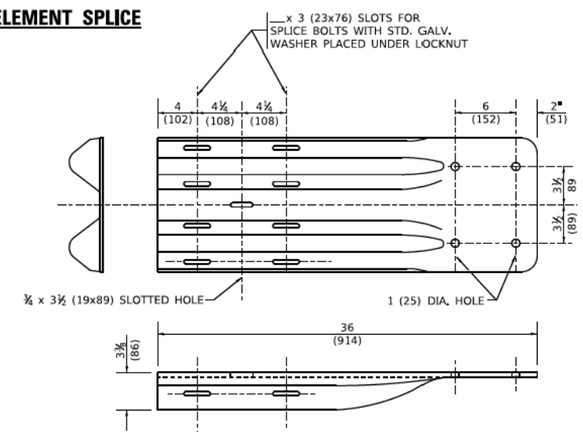

END SHOE

NOTE:

WHEN END SHOE IS ATTACHED TO A BRIDGE PARAPET WHICH HAS AN EXPANSION JOINT, THE BOLTS SHALL BE PROVIDED WITH A LOCKNUT OR DOUBLE NUT AND SHALL BE TIGHTENED ONLY TO A POINT THAT WILL ALLOW GUARDRAIL MOVEMENT.

THE STANDARD END SHOE SHALL BE ATTACHED TO THE CONCRETE WITH PRE-DRILLED OR SELF-DRILLING ANCHOR BOLTS. THE ANCHOR CONE SHALL BE SET FLUSH WITH THE SURFACE OF THE CONCRETE.

EXTERNALLY THREADED STUDS PROTRUDING FROM THE SURFACE OF THE CONCRETE WILL NOT BE PERMITTED.

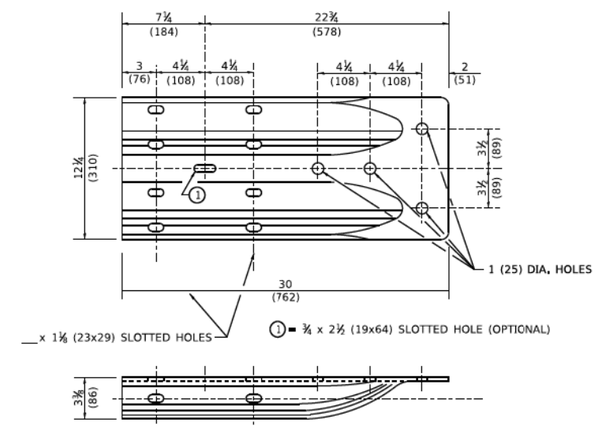

ALTERNATE END SHOE

USER NAME = footemj	DESIGNED -	REVISED -	
	DRAWN -	REVISED -	
PLOT SCALE = 50.0000 ' / in.	CHECKED -	REVISED -	
PLOT DATE = 3/11/2019	DATE -	REVISED -	

STATE OF ILLINOIS
DEPARTMENT OF TRANSPORTATION

REMOVE AND REERECT
STEEL PLATE BEAM GUARDRAIL

SCALE: NONE | SHEET 3 OF 4 SHEETS | STA. | TO STA.

F.A. RTE.	SECTION	COUNTY	TOTAL SHEETS	SHEET NO.
	BM-21	CONTRACT NO.		
	ILLINOIS	FED. AID PROJECT		

MODEL: Default
FILE NAME: pw:\\cdotpwprod01.bentley.com:pw_dms_prod\65_dms\PWIDOT\Documents\IDOT OPEN\01b0fc4 1\Projects\25\22x34\CADData\CADsheets\bm21.dgn

CDOT CHICAGO DEPARTMENT OF TRANSPORTATION	REVISIONS				CITY OF CHICAGO DEPARTMENT OF TRANSPORTATION DIVISION OF ENGINEERING	2021 ARTERIAL STREET RESURFACING FAR SOUTH AREA B-7-176	IDOT STANDARD DETAILS	SHEET NO. 237
	NO.	BY	DATE	DESCRIPTION				
						STANDARD DETAILS	SCALE: N.T.S.	DATE: 4/19/2021

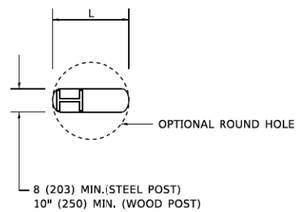

PLAN

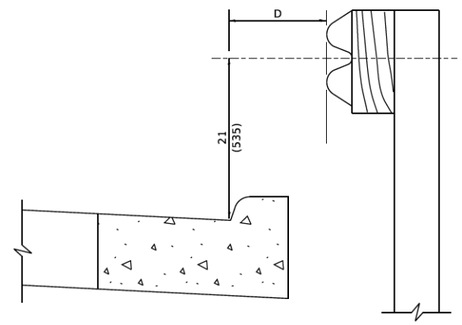

NOTE:

IF IT IS NECESSARY FOR D TO BE MORE THAN 12 (300) AND LESS THAN 10'-0" (3.0 M) TYPE M-2 (M-5) CURB AND GUTTER (STD. 606001) SHALL BE USED IN FRONT OF AND IN ADVANCE OF THE GUARDRAIL.

GUARDRAIL PLACED BEHIND CURB

(D = O DESIRABLE TO 12 (300) MAXIMUM)

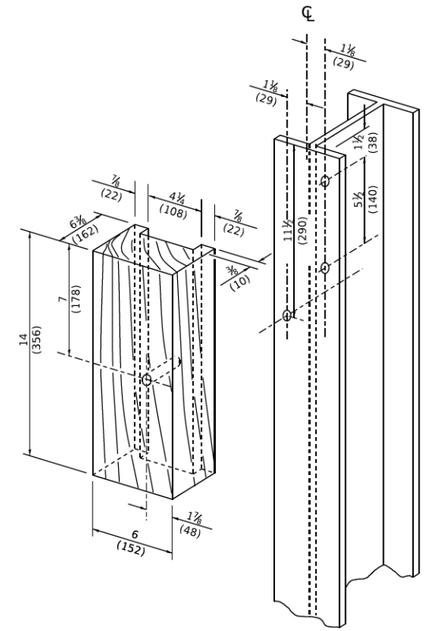

WOOD BLOCK – OUT AND STEEL POST DETAILS

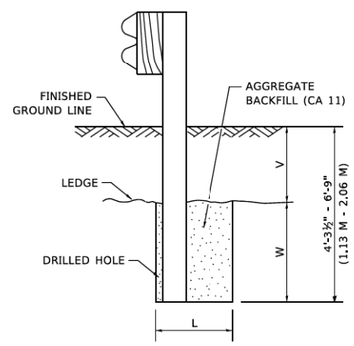

NOTE:

LEDGE LINE IS TOP OF ROCK LEDGE OR HARD SLAG FILL.

ELEVATION

FOOTING FOR POST WHEN IMPERVIOUS MATERIAL IS ENCOUNTERED

V	W	L	
		STEEL POST	WOOD POST
0 - 18 (0 - 460)	24 (610)	21 (530)	23 (580)
>18 - 41.5 (> 460 - 825)	12 (305)	8 (203)	10 (250)
>41.5 - 53.5 (> 825 - 1.13 M)	12 - 0 (350 - 0)	8 (203)	10 (250)

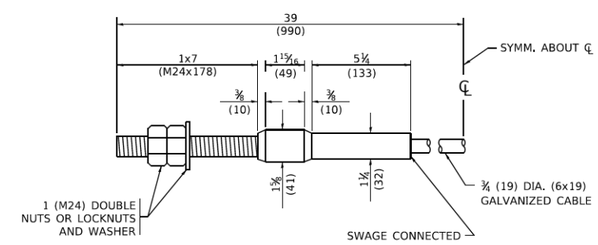

CABLE ASSEMBLY

(40,000 LBS (18,100 KG) MIN. BREAKING STRENGTH)
TIGHTEN TO TAUT TENSION

MODEL: Default
FILE NAME: pw:\\davecoms.dot.illinois.gov:PWIDOT\Documents\IDOT Office\Stacks\1 Projects\IDOT 85x22x34\CADData\CADSheets\bm21.dgn

USER NAME = footemj	DESIGNED -	REVISED -	STATE OF ILLINOIS DEPARTMENT OF TRANSPORTATION
	DRAWN -	REVISED -	
PLOT SCALE = 50.0000 ' / in.	CHECKED -	REVISED -	
PLOT DATE = 3/11/2019	DATE -	REVISED -	

REMOVE AND REERECT STEEL PLATE BEAM GUARDRAIL

SCALE: NONE | SHEET 4 OF 4 SHEETS | STA. TO STA.

F.A. RTE.	SECTION	COUNTY	TOTAL SHEETS	SHEET NO.
BM-21		CONTRACT NO.		
		ILLINOIS	FED. AID PROJECT	

CDOT
CHICAGO DEPARTMENT OF TRANSPORTATION

REVISIONS

NO.	BY	DATE	DESCRIPTION

CITY OF CHICAGO
DEPARTMENT OF TRANSPORTATION
DIVISION OF ENGINEERING

2021 ARTERIAL STREET RESURFACING
FAR SOUTH AREA B-7-176

STANDARD DETAILS

IDOT STANDARD DETAILS

SCALE: N.T.S.

SHEET NO. 238

DATE: 4/19/2021